

GRADE 2

TERM 2 2019

**MATHEMATICS
ENGLISH / ISIXHOSA**

RESOURCE PACK

PRINTABLE RESOURCES

Resource Sheets

This is a list of the mathematical resources that you will need this term. You need to make sure that you have them for the lessons for which they are recommended.

1. Number symbol and name cards (21–30) (Lesson 2)
2. Number symbol and name cards (31–40) (Lesson 4)
3. Number symbol and name cards (41–50) (Lesson 6)
4. 0–160 number lines (Lesson 17 and 20)
5. Directional arrow cards (Lesson 21)
6. Position word cards (Lesson 22)
7. 1–150 number board (Lesson 24, 25 and 26)
8. 2s multiplication hand-out (Lesson 27)
9. 5s multiplication hand-out (Lesson 28)
10. Analogue clock (Lesson 39 and 40)
11. Clock cards (Lesson 39)
12. Mixed shapes (Lesson 29)
13. Shape cut-outs (Lesson 29, 30, 31 and 33)
14. Butterfly template (Lesson 33)
15. Shape strips (Lesson 34)
16. Fruit picture cards (Lesson 35)

Resources for each day of teaching

There are also other resources such as informal ones (old magazines, pieces of string, scrap paper, etc.) that you may need in certain lessons. You should take a careful look at the list of resources needed for each lesson; this list is given in the lesson plan each day. Prepare yourself, so that you have the necessary resources for the lessons on a daily basis.

1. Number symbol and name cards (21–30) (Lesson 2)

21	twenty one
22	twenty two
23	twenty three
24	twenty four
25	twenty five

26	twenty six
27	twenty seven
28	twenty eight
29	twenty nine
30	thirty

Inani namakhadi anamanani 21-30 (Isifundo 2)

21	amashumi amabini ananye
22	amashumi amabini anambini
23	amashumi amabini anesithathu
24	amashumi amabini anane
25	amashumi amabini anesihlanu

26	amashumi amabini anesithandathu
27	amashumi amabini anesixhenxe
28	amashumi amabini anesibhozo
29	amashumi amabini anesithoba
30	amashumi am- athathu

2. Number symbol and name cards (31–40) (Lesson 4)

31	thirty one
32	thirty two
33	thirty three
34	thirty four
35	thirty five

36	thirty six
37	thirty seven
38	thirty eight
39	thirty nine
40	forty

31	amashumi am- athathu ananye
32	amashumi am- athathu anambini
33	amashumi amathathu anesithathu
34	amashumi amathathu anane
35	amashumi amathathu anesihlanu

36	<p>amashumi amathathu anesithandathu</p>
37	<p>amashumi amathathu anesixhenxe</p>
38	<p>amashumi amathathu anesibhozo</p>
39	<p>amashumi amathathu anesithoba</p>
40	<p>amashumi amane</p>

3. Number symbol and name cards (41–50) (Lesson 6)

41	forty one
42	forty two
43	forty three
44	forty four
45	forty five

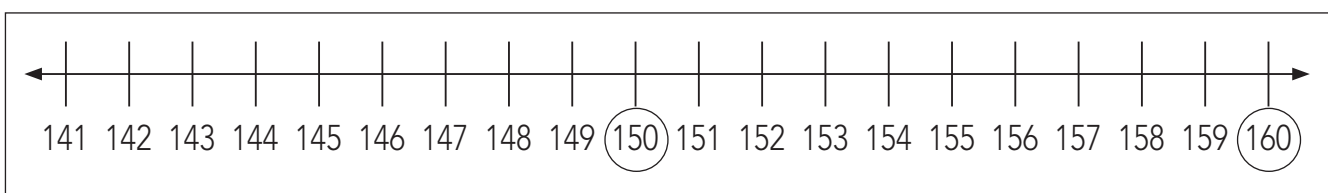
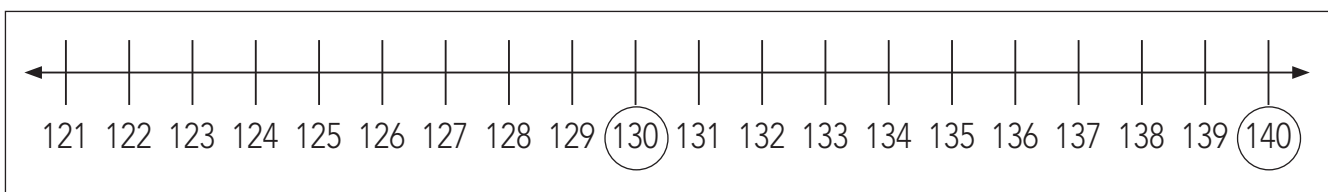
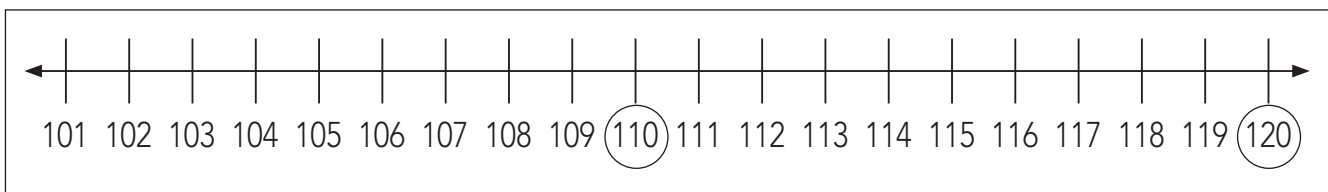
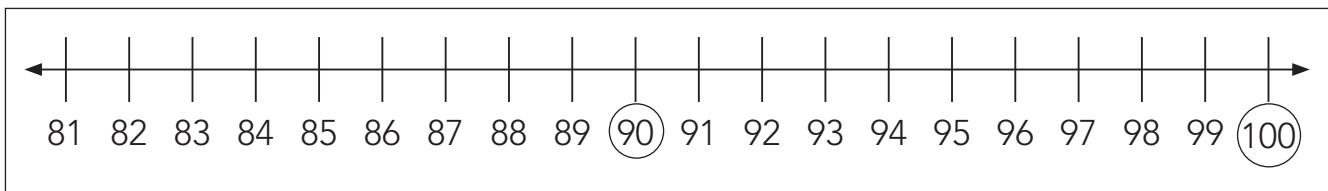
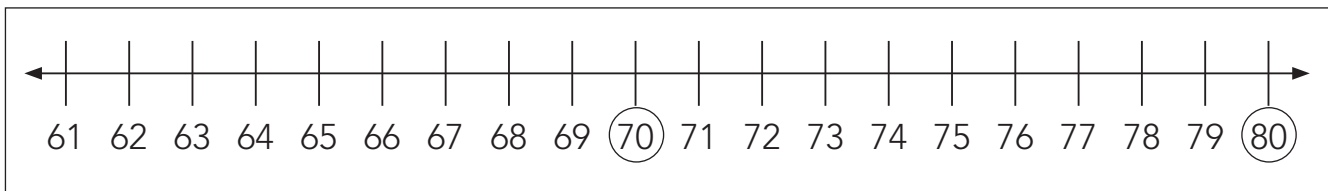
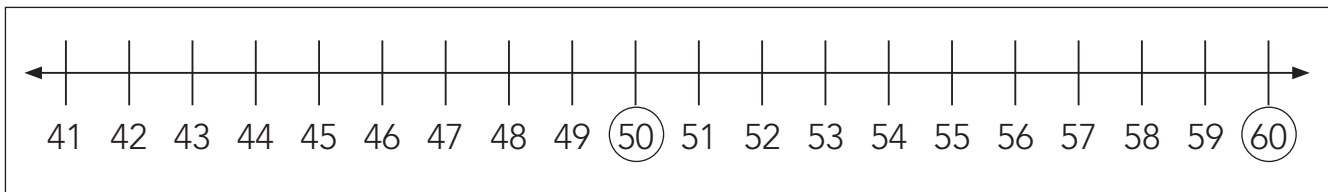
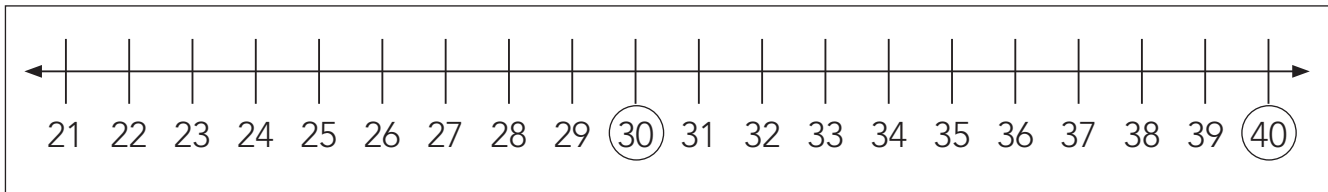
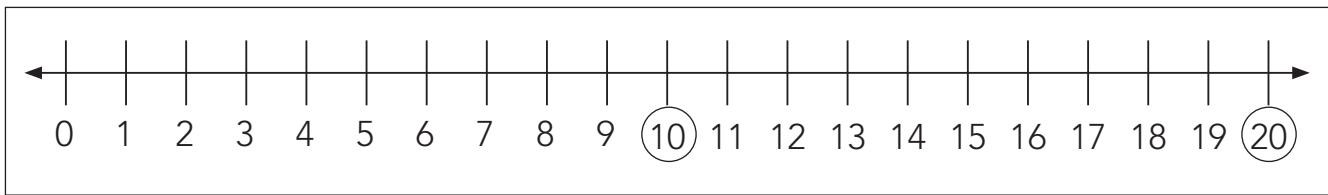
46	forty six
47	forty seven
48	forty eight
49	forty nine
50	fifty

Inani namakhadi anamanani 41–50 (Isifundo 6)

41	amashumi amane ananye
42	amashumi amane anambini
43	amashumi amane anesithathu
44	amashumi amane anane
45	amashumi amane anesihlanu


46	amashumi amane anesithandathu
47	amashumi amane anesixhenxe
48	amashumi amane anesibhozo
49	amashumi amane anesithoba
50	amashumi amahlanu

4. Imigca manani 0-160 (Izifundo 17 ne 20)




5. Amacala ezijonge kuwo iintolo (Isifundo 21)


Ngasekunene




Ngasekhohlo



Phezulu



Phantsi



6. Amakhadi anamagama ezikhundla (Isifundo 22)

ngaphezu kwe

ngaphambi kwe

ngasemva kwe

ngasekhohlo ngasekunene





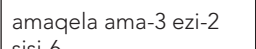

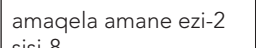
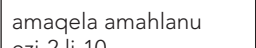
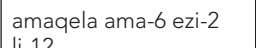
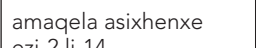
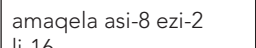
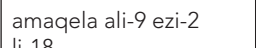
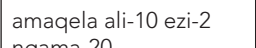
phezulu phantsi

ecaleni kwe







7. Ibhodi yamanani 1-150 (Izifundo 24, 25, nesama- 26)

1	2	3	4	5	6	7	8	9	10
11	12	13	14	15	16	17	18	19	20
21	22	23	24	25	26	27	28	29	30
31	32	33	34	35	36	37	38	39	40
41	42	43	44	45	46	47	48	49	50
51	52	53	54	55	56	57	58	59	60
61	62	63	64	65	66	67	68	69	70
71	72	73	74	75	76	77	78	79	80
81	82	83	84	85	86	87	88	89	90
91	92	93	94	95	96	97	98	99	100
101	102	103	104	105	106	107	108	109	110
111	112	113	114	115	116	117	118	119	120
121	122	123	124	125	126	127	128	129	130
131	132	133	134	135	136	137	138	139	140
141	142	143	144	145	146	147	148	149	150

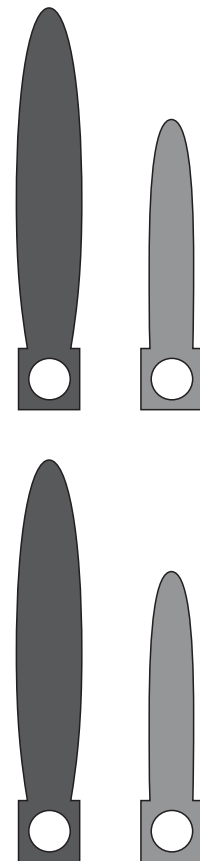
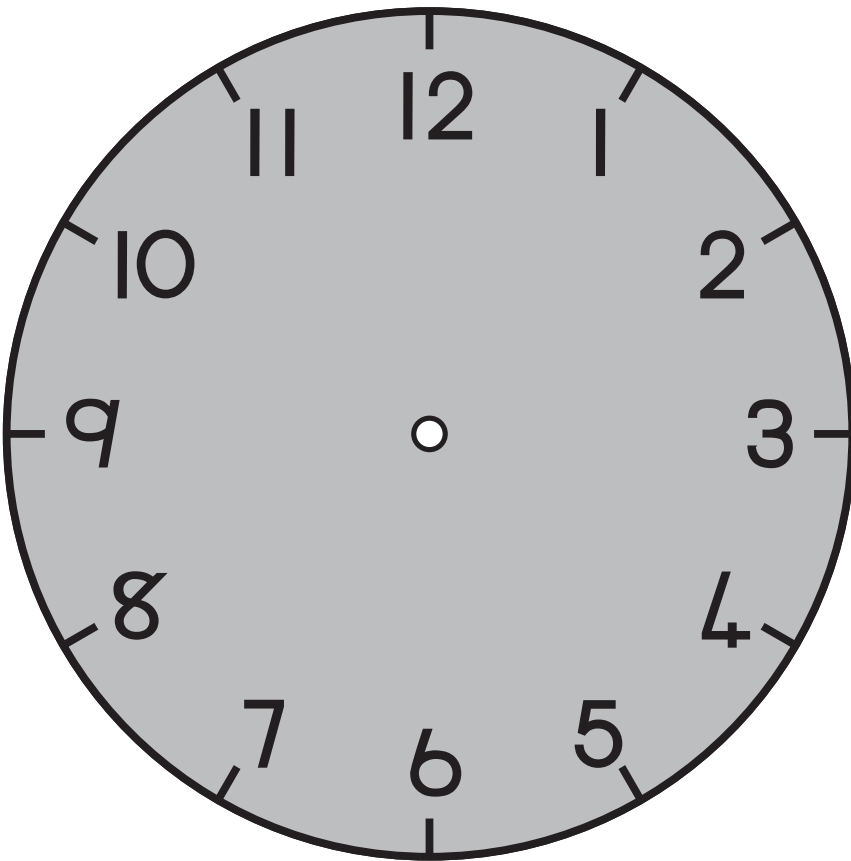
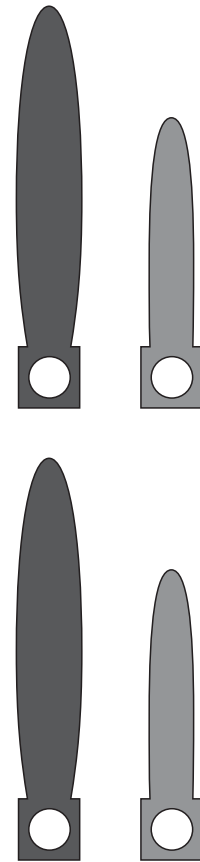
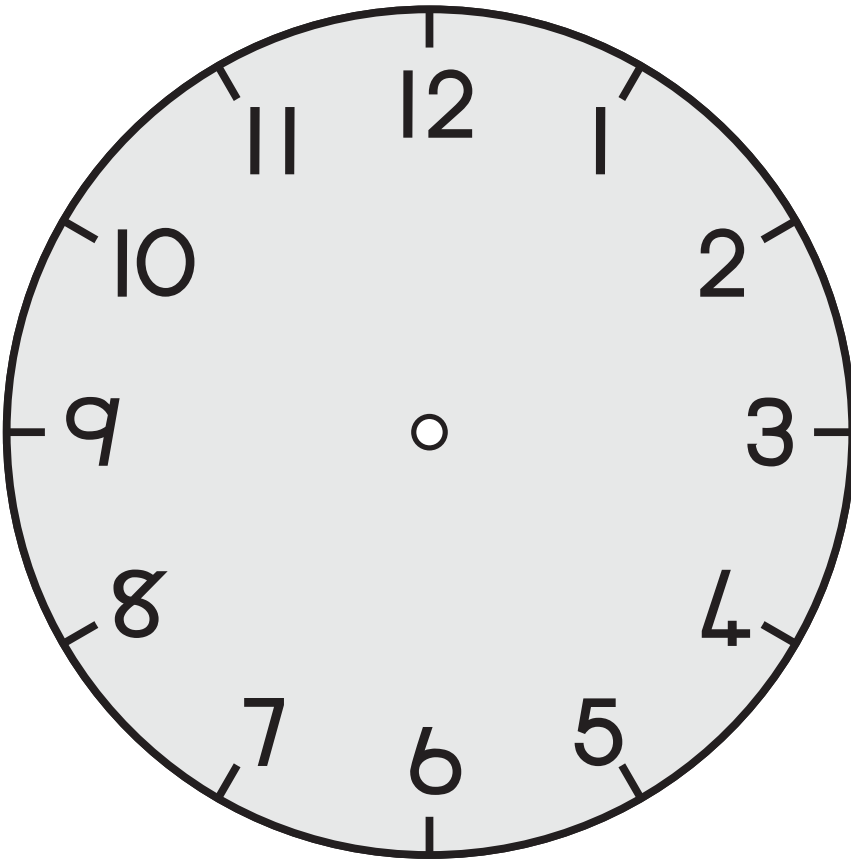
8. Uphindaphindo nolwahlulo ngezi-2 (Isifundo 27)

Amaqela	Amagama ophindaphindo	Isivakalisi samanani	Ukwabelana	Ukwahlula ngamagama
iqela eli-1 lezi-2 sisi- 2 	isi-1 esiphinda phindwe ka-2 sisi-2 okanye isinye esiphindaphindwe ngesi -2 sisi-2	$1 \times 2 = 2$	Yaba isi-2 phakathi kwaba-2 	isi-2 esahlulwe ngesi-2 =1
amaqela ama-2 ezi-2 sisi-4 	isi-2 esiphindaphindwe ka-2 sisi-4 okanye isi-2 esiphindaphindwe ngesi-2 sisi-4	$2 \times 2 = 4$	Yaba isi-4 phakathi kwaba-2 	isi-4 esahlulwe ngesi-2 =2
amaqela ama-3 ezi-2 sisi-6 	isi-3 esiphindaphindwe ka-2 sisi-6 okanye isi-3 esiphindaphindwe ngesi-2 sisi-6	$3 \times 2 = 6$	Yaba isi-6 phakathi kwaba-2 	isi-6 esahlulwe ngesi-2 =3
amaqela amane ezi-2 sisi-8 	isi-4 esiphindaphindwe ka-2 sisi-8 okanye isi-4 esiphindaphindwe ngesi-2 sisi-8	$4 \times 2 = 8$	Yaba isi-8 phakathi kwaba-2 Ufumana isi-4 ngamnye	isi-8 esahlulwe ngesi-2 = 4
amaqela amahlanu ezi-2 li-10 	isi-5 esiphindaphindwe ka-2 li-10 okanye isi-5 esiphindaphindwe ngesi-2 li-10	$5 \times 2 = 10$	Yaba i-10 phakathi kwaba-2 Ufumana isi-5 ngamnye	i-10 elahlulwe ngesi-2 = 5
amaqela ama-6 ezi-2 li-12 	isi-6 esiphindaphindwe ka-2 li-12 okanye isi-6 esiphindaphindwe ngesi-2 li-12	$6 \times 2 = 12$	Yaba i-12 phakathi kwaba-2 Ufumana isi-6 ngamnye	i-12 elahlulwe ngesi-2 = 6
amaqela asixhenxe ezi-2 li-14 	isi-7 esiphindaphindwe ka-2 li-14 okanye isi-7 esiphindaphindwe ngesi-2 li-14	$7 \times 2 = 14$	Yaba i-14 phakathi kwaba-2 Ufumana isi-7 ngamnye	i-14 elahlulwe ngesi-2 = 7
amaqela asi-8 ezi-2 li-16 	isi-8 esiphindaphindwe ka-2 li-16 okanye isi-8 esiphindaphindwe ngesi-2 li-16	$8 \times 2 = 16$	Yaba i-16 phakathi kwaba-2 Ufumana isi-8 ngamnye	i-16 elahlulwe ngesi-2 = 8
amaqela ali-9 ezi-2 li-18 	isi-9 esiphindaphindwe ka-2 li-18 okanye isi-9 esiphindaphindwe ngesi-2 li-18	$9 \times 2 = 18$	Yaba i-18 phakathi kwaba-2 Ufumana isithoba ngamnye	i-18 elahlulwe ngesi-2 = 9
amaqela ali-10 ezi-2 ngama-20 	i-10 eliphindaphindwe ka-2 ngama-20 okanye i-10 eliphindaphindwe ngesi-2 ngama-20	$10 \times 2 = 20$	Yaba ama-20 phakathi kwaba-2 Ufumana ishumi ngamnye	ama-20 ohlulwe ngesi-2 = 10













9. Uphindaphindo nolwahlulo ngezi-5 (Isifundo 28)

Amaqela	Amagama ophindaphindo	Isivakalisi samanani	Ukwabelana	Ukwahlula ngamagama
iqela elinye lesi-5 sisi-5 	isi-1 esiphindaphindwe ka-5 sisi-5 okanye isi-1 esiphindaphindwe ngesi-5 sisi-5	$1 \times 5 = 5$	Yaba isi-5 phakathi kwaba-5  	isi-5 esahlulwe ngesi-5 =1
amaqela ama-2 ezi-5 li-10 	isi-2 esiphindaphindwe ka-5 li-10 okanye isi-2 esiphindaphindwe ngesi-5 li-10	$2 \times 5 = 10$	Yaba i-10 phakathi kwaba-5  	i-10 elahlulwe ngesi-5 =2
amaqela ama-3 ezi-5 li-15	isi-3 esiphindaphindwe ka-5 li-15 okanye isi-3 esiphindaphindwe ngesi-5 li-15	$3 \times 5 = 15$	Yaba i-15 phakathi kwaba-5 Ufumana isi-3 ngamnye	i-15 elahlulwe ngesi-5 =3
amaqela ama-4 ezi-5 ngama-20	isi-4 esiphindaphindwe ka-5 ngama-20 okanye isi-4 esiphindaphindwe ngesi-5 ngama-20	$4 \times 5 = 20$	Yaba ama-25 phakathi kwaba-5 Ufumana isi-5 ngamnye	ama-20 awohlulwe ngesi-5 =4
amaqela ama-5 ezi-5 ngama-25	isi-5 esiphindaphindwe ka-5 ngama-25 okanye isi-5 esiphindaphindwe ngesi-5 ngama-25	$5 \times 5 = 25$	Yaba ama-30 phakathi kwaba-5 Ufumana isi-5 ngamnye	ama-25 awohlulwe ngesi-5 =5
amaqela ama-6 ezi-5 ngama-30	isi-6 esiphindaphindwe ka-5 ngama-30 okanye isi-6 esiphindaphindwe ngesi-5 ngama-30	$6 \times 5 = 30$	Yaba ama-30 phakathi kwaba-5 Ufumana isi-6 ngamnye	ama-30 awohlulwe ngesi-5 =6
amaqela asi -7 ezi-5 ngama-35	isi-7 esiphindaphindwe ka-5 ngama-35 okanye isi-7 esiphindaphindwe ngesi-5 ngama-35	$7 \times 5 = 35$	Yaba ama-35 phakathi kwaba-5 Ufumana isi-7 ngamnye	ama-35 awohlulwe ngesi-5 =7
amaqela asi-8 ezi-5 ngama-40	isi-8 esiphindaphindwe ka-5 ngama-40 okanye isi-8 esiphindaphindwe ngesi-5 ngama-40	$8 \times 5 = 40$	Yaba ama-40 phakathi kwaba-5 Ufumana isi-8 ngamnye	ama-40 awohlulwe ngesi-5 =8
amaqela ali-9 ezi-5 ngama-45	isi-9 esiphindaphindwe ka-5 ngama-45 okanye isi-9 esiphindaphindwe ngesi-5 ngama-45	$9 \times 5 = 45$	Yaba ama-45 phakathi kwaba-5 Ufumana isi-9 ngamnye	ama-45 awohlulwe ngesi-5 =9
amaqela ali-10 ezi-5 ngama-50	i-10 eliphindaphindwe ka-5 ngama-50 okanye i-10 eliphindaphindwe ngesi-5 ngama-45	$10 \times 5 = 50$	Yaba ama-50 phakathi kwaba-5 Ufumana i-10 ngamnye	ama-50 awohlulwe ngesi-5 =10


10. Iwotshi yamasiba (Izifundo 39, 40)



11. Amakhadi ewotshi (Isifundo 39)

<p>intsimbi yoku-2 entloko</p> 	<p>intsimbi yoku-12 entloko</p> 	<p>intsimbi yoku-4 entloko</p> 
<p>intsimbi yoku-7 entloko</p> 	<p>intsimbi yoku-10 entloko</p> 	<p>intsimbi yoku-1 entloko</p> 
<p>intsimbi yoku-9 entloko</p> 	<p>intsimbi yoku-6 entloko</p> 	<p>intsimbi yoku-3 entloko</p> 
<p>intsimbi yoku-11 entloko</p> 	<p>intsimbi yoku-8 entloko</p> 	<p>intsimbi yoku-5 entloko</p> 


12. limilo ezixutyiweyo (Isifundo 29)



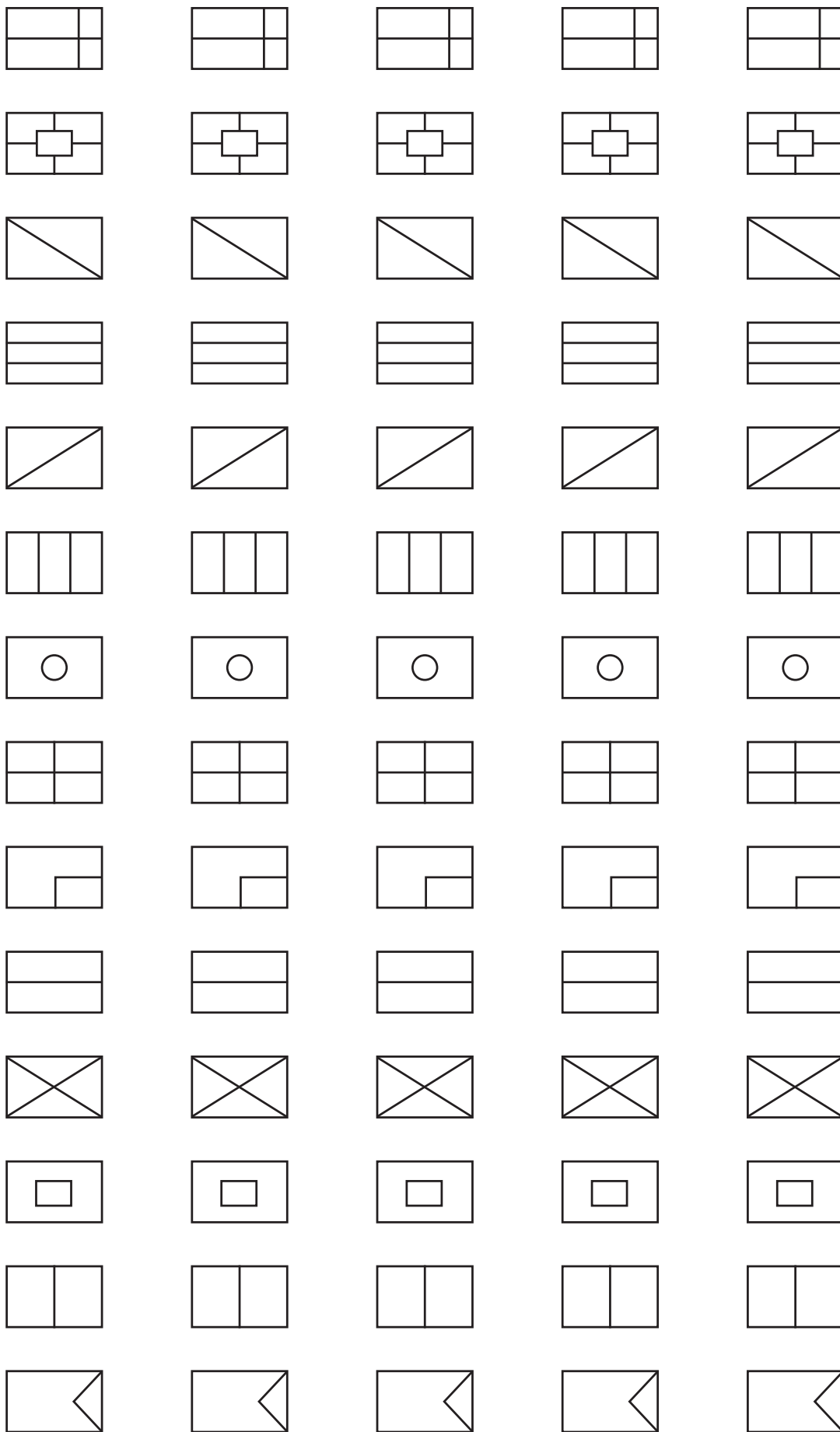
13. limilo ezisikiweyo (Izifundo 31, 39 nesama-40)




14. Umfanekiso webhabhathane - sikela umfundi ngamnye ube mnye (Isifundo 32)



15. Imicu yeemilo- sikela umfundi ngamnye ubemnye (Isifundo 33)



16. Amakhadi emifanekiso yeziqhamo- yenza amakhadi amabini kweli khasi (Isifundo 35)



Mental Mathematics Challenge Cards: Bilingual Version

Each term there will be a set of eight mental mathematics challenge cards. If you make them into cards and collect them over the course of the year, you will have a set of one card per teaching week for a year.

Use of the mental mathematics challenge cards

Once a week learners should do mental mathematics in written form, so that there is some record of your daily mental mathematics activities. You can use the mental **mathematics challenge cards** for this purpose.

Learners should not use concrete material to work out the answers in mental mathematics. If learners need to, let them use their fingers as a concrete aid during mental mathematics, but make a note of who they are, and then spend time with them during remediation to help them with the basic number and operation skills. Mental mathematics skills improve hugely from Grade 1 to Grade 3. In Grade 1 learners might only manage five questions, especially when they have to write the answers, but by Grade 3 learners should manage ten questions with written answers easily

Maths Challenge Card 1

Addition number range 0–10

Ikhadi Lezibalo ezingumceli-mngeni 1

Ukudityaniswa kwamanani ukusuka ku-0-10

1. $3 + 2 =$
2. $5 + 1 =$
3. $8 + 2 =$
4. $6 + 1 =$
5. $5 + 4 =$
6. $4 + 4 =$
7. $7 + 3 =$
8. $10 + 10 =$
9. $6 + 3 =$
10. $9 + 1 =$

Maths Challenge Card 2

Subtraction number range 0–10

Ikhadi Lezibalo ezingumceli-mngeni 2

Ukuthatyathwa kwamanani ukusuka ku-0-10

1. $4 - 1 =$
2. $9 - 3 =$
3. $6 - 2 =$
4. $7 - 6 =$
5. $8 - 6 =$
6. $5 - 1 =$
7. $9 - 5 =$
8. $2 - 1 =$
9. $7 - 3 =$
10. $10 - 10 =$

Maths Challenge Card 3

What is 2 more than:

Ikhadi Lezibalo ezingumceli-mngeni 3

Leliphi inani elingaphezulu ngesibini kunesi-:

1. 8
2. 7
3. 6
4. 4
5. 5

What is 2 less than:

Buthini ubuncinane ngesi-2 kunesi-:

6. 10
7. 7
8. 8
9. 6
10. 4

Maths Challenge Card 4

What is 3 more than:

Ikhadi Lezibalo ezingumceli-mngeni 4

Leliphi inani elingaphezulu ngesi-3 kunesi-:

1. 6
2. 2
3. 4
4. 7
5. 5

What is 3 less than:

Buthini ubuncinane ngesi-3 kunesi-:

6. 7
7. 5
8. 6
9. 10
10. 3

Maths Challenge Card 1: Answers

Addition number range 0–10

**Ikhadi Lezibalo ezingumceli-mngeni 1:
limpendulo**

Ukudityaniswa kwamanani ukusuka ku-0-10

1. 5
2. 6
3. 10
4. 7
5. 9
6. 8
7. 10
8. 20
9. 9
10. 10

Maths Challenge Card 2: Answers

Subtraction number range 0–10

**Ikhadi Lezibalo ezingumceli-mngeni 2:
limpendulo**

Ukuthatyathwa kwamanani ukusuka ku-0-10

1. 3
2. 6
3. 4
4. 1
5. 2
6. 4
7. 4
8. 1
9. 4
10. 0

Maths Challenge Card 3: Answers

**Ikhadi Lezibalo ezingumceli-mngeni 3:
limpendulo**

1. 10
2. 9
3. 8
4. 6
5. 7
6. 8
7. 5
8. 6
9. 4
10. 2

Maths Challenge Card 4: Answers

**Ikhadi Lezibalo ezingumceli-mngeni 4:
limpendulo**

1. 9
2. 5
3. 7
4. 10
5. 8
6. 4
7. 2
8. 3
9. 7
10. 0

Maths Challenge Card 5

What is 4 more than:

Ikhadi Lezibalo ezingumceli-mngeni 5

Leliphi inani elikhulu ngesi-4 kunesi-:

1. 5
2. 4
3. 2
4. 3
5. 6

What is 4 less than:

Leliphi inani elincinane ngesi-4 kune-:

6. 6
7. 10
8. 4
9. 7
10. 5

Maths Challenge Card 6

What is 10 more than:

Ikhadi Lezibalo ezingumceli-mngeni 6

Leliphi inani elikhulu nge-10 kunesi-:

1. 20
2. 10
3. 40
4. 50
5. 70

What is 5 less than:

Leliphi inani elincinane ngesi-5 kune-:

6. 10
7. 15
8. 20
9. 50
10. 45

Maths Challenge Card 7

Double

Ikhadi Lezibalo ezingumceli-mngeni 7

Phinda kabini

1. 8
2. 9
3. 6
4. 10
5. 7

Halve

Yahlula phakathi

6. 10
7. 8
8. 2
9. 6
10. 4

Maths Challenge Card 8

Ikhadi Lezibalo ezingumceli-mngeni 8

1. 0, 2, 4, __, __, __
2. 40, 50, 60, __, __, __
3. 5, 10, 15, __, __, __
4. 3, 6, 9, __, __, __
5. 60, 50, 40, __, __, __
6. 0, 4, 8, __, __, __
7. 28, 24, 20, __, __, __
8. 27, 24, 21, __, __, __
9. 22, 20, 18, __, __, __
10. 25, 20, 15, __, __, __

Maths Challenge Card 5: Answers

4 more than or 4 less than

Ikhadi Lezibalo ezingumceli-mngeni 5: limpendulo

Inani elincinane ngesi-4 okanye elikhulu ngesi-4

1. 9
2. 8
3. 6
4. 7
5. 10
6. 2
7. 6
8. 0
9. 3
10. 1

Maths Challenge Card 6: Answers

Add 10 and subtract 5

Ikhadi Lezibalo ezingumceli-mngeni 6: limpendulo

Dibanisa i-10 ze uthabathe isi-5

1. 30
2. 20
3. 50
4. 60
5. 80
6. 5
7. 10
8. 15
9. 45
10. 40

Maths Challenge Card 7: Answers

Ikhadi Lezibalo ezingumceli-mngeni 7: limpendulo

1. 16
2. 18
3. 12
4. 20
5. 14
6. 5
7. 4
8. 1
9. 3
10. 2

Maths Challenge Card 8: Answers

Ikhadi Lezibalo ezingumceli-mngeni 8: limpendulo

1. 6, 8, 10
2. 70, 80, 90
3. 20, 25, 30
4. 12, 15, 18
5. 30, 20, 10
6. 12, 16, 20
7. 16, 12, 8
8. 18, 15, 12
9. 16, 14, 12
10. 10, 5, 0

Enrichment Activity Cards: English Version

Each term a set of new enrichment cards will be provided. You should retain this set, as they will not be reproduced each term.

Use of the enrichment activity cards

Optional as required.

These cards include activities that you can use for enrichment opportunities for learners who have completed the lesson activities ahead of the rest of the class. Learners should work on these cards independently or with their peers who have also completed the classwork. You may need to explain some of the activities to the learners who use them. You should remind them to ask you questions about any of the enrichment activities that they are doing, so that you can guide them as necessary.

You should photocopy the enrichment cards, paste them onto cardboard and laminate them (if possible), so that they can be used as a resource, not only this year but in the future as well.

Put the cardboard laminated cards into a box in a set place in your classroom, so that learners know where to find them. These cards are for all learners and do not have to be used in a particular order. Learners should keep a record of the cards that they have completed, so that they continue to choose a new card each time they go to the box. Learners must be taught to replace the cards in numeric order in the box, so that everyone who looks for cards can easily find the one they want to use.

Enrichment Activity 2.1

Fill in the missing numbers. Each row, column and every 2 by 2 box must contain all four numbers.

		3	
	4		
		1	
	2		

Enrichment Activity 2.2

Fill in the missing numbers. Each row, column and every 2 by 2 box must contain all four numbers.

		2	
	4		
		3	
	1		








Enrichment Activity 2.3

Fill in the missing numbers. Each row, column and every 2 by 2 box must contain all four numbers.

		4	
1			
			4
	3		

Enrichment Activity 2.4

Fill in the missing Sudoku shape.

Enrichment Activity 2.1: Answers

2	1	3	4
3	4	2	1
4	3	1	2
1	2	4	3

















Enrichment Activity 2.2: Answers

1	3	2	4
2	4	1	3
4	2	3	1
3	1	4	2

Enrichment Activity 2.3: Answers

3	2	4	1
1	4	2	3
2	1	3	4
4	3	1	2

Enrichment Activity 2.4: Answers

Enrichment Activity 2.5

Using a small stone, find the path from start to end by moving along the blocks in which the value of the tens is 2.

start	21	eleven		13
7		twenty five		
	14		twenty four	19
	five	15	six	end

Enrichment Activity 2.6

Using a small stone, find the path from start to end by moving along the blocks in which the value of the units is 2.

end	12		twenty four	25
	twenty seven		28	
22		two		14
start	sixteen	18	nineteen	20

Enrichment Activity 2.7

Using a small stone, find the path from start to end by moving along the blocks in which the value of the tens is 3.

end	14	fifteen		17
	thirty four		18	
25		36	37	thirty nine
	41	twenty nine	28	start

Enrichment Activity 2.8

Using a small stone, find the path from start to end by moving along the blocks in which the value of the units is 3.

2	31	twenty eight		start
	thirty seven		32	
38	4		39	thirteen
end	23	three		

Enrichment Activity 2.5: Answers

start	21	eleven		13
7		twenty five		
	14		twenty four	19
	five	15	six	end

Enrichment Activity 2.6: Answers

end	12		twenty four	25
	twenty seven		28	
22		two		14
start	sixteen	18	nineteen	20

Enrichment Activity 2.7: Answers

end	14	fifteen		17
	thirty four		18	
25		36	37	thirty nine
	41	twenty nine	28	start

Enrichment Activity 2.8: Answers

2	31	twenty eight		start
	thirty seven		32	
38	4		39	thirteen
end	23	three		

Enrichment Activity 2.9

Using a small stone, find the path from start to end by moving along the blocks in which the value of the tens is 4.

31	38	thirty three		end
	twenty one		39	44
thirty eight	45		forty three	46
start	41	twenty five		

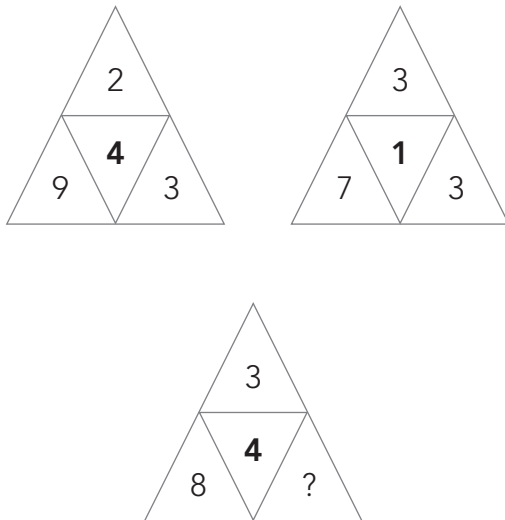
Enrichment Activity 2.10

Using a small stone, find the path from start to end by moving along the blocks in which the value of the units is 4.

47	forty three	14	4	end
	thirty one		36	46
four		34	forty five	
start	48	thirty seven		forty nine

Enrichment Activity 2.11

Look at the two top triangles, then work out what number should replace the question mark in the bottom triangle.



Enrichment Activity 2.12

In a magazine, newspaper or advertisement find five products with a mass of 1 kg.

Paste the pictures in your maths book.

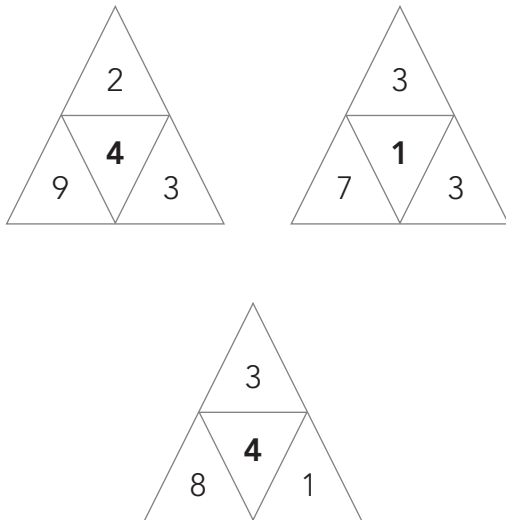
Enrichment Activity 2.9: Answers

31	38	thirty three		end
	twenty one		39	44
thirty eight	45		forty three	46
start	41	twenty five		

Enrichment Activity 2.10: Answers

47	forty three	14	4	end
	thirty one		36	46
four		34	forty five	
start	48	thirty seven		forty nine

Enrichment Activity 2.11: Answers



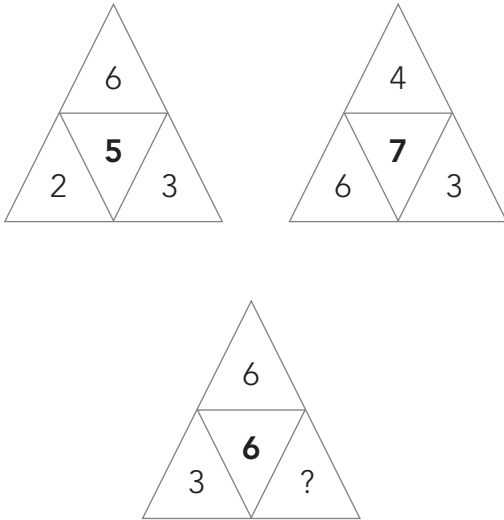
Enrichment Activity 2.12: Example

Here is an example of five products that have a mass of 1 kg each.



Enrichment Activity 2.13

Look at the two top triangles, then work out what number should replace the question mark in the bottom triangle.

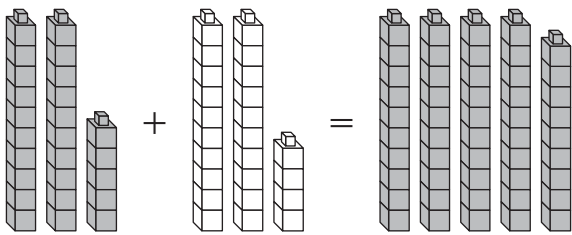


Enrichment Activity 2.14

My mother gave me 48 marbles. I lost 19 in a game. How many marbles do I have left?

Enrichment Activity 2.15

Complete the number to number picture.

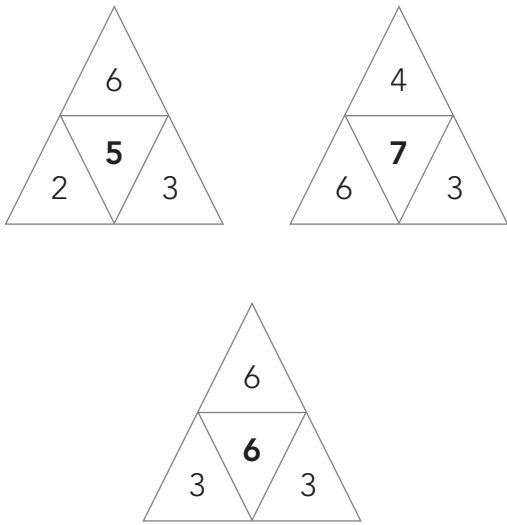


Enrichment Activity 2.16

Complete the number to number picture.



Enrichment Activity 2.13: Answers



Enrichment Activity 2.14: Answers

$$48 - 19 = \square$$

$$48 - 19 = 29$$

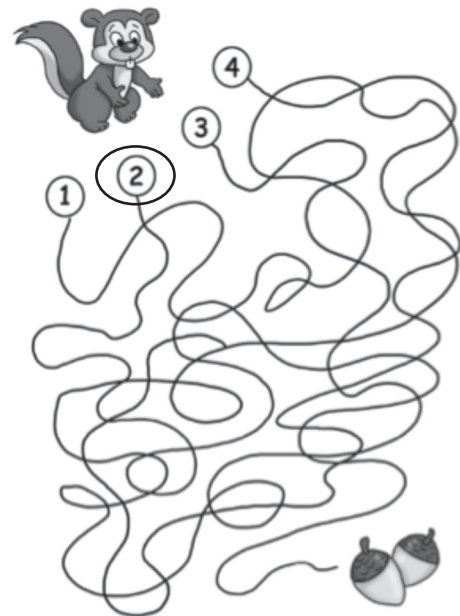
Enrichment Activity 2.15: Answer

$$25 + 24 = \square$$

$$24 + 1 + 24 = \square$$

$$\text{Double } 24 + 1 = \square$$

Enrichment Activity 2.16: Answer



Enrichment Activity 2.17

These coins will make R1.



Are these the only combinations?

Enrichment Activity 2.18


These coins and notes will make R20.



Are these the only combinations?

Enrichment Activity 2.19


These coins and notes will make R50.



Are these the only answers?

Enrichment Activity 2.20

What will the next shape in this pattern be?



Enrichment Activity 2.17: Answers

No, here are a few more combinations.



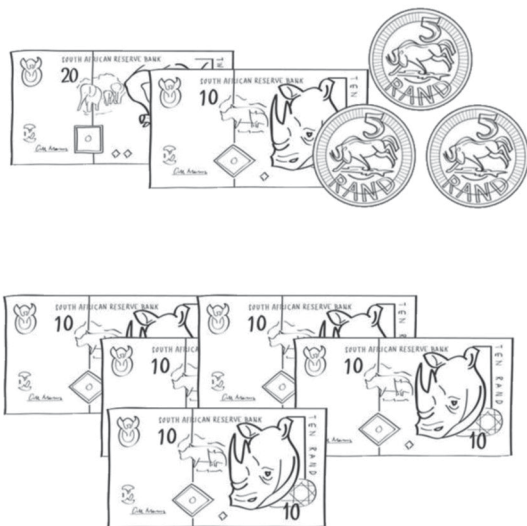
Enrichment Activity 2.18: Answers

No, here are a few more combinations.




Enrichment Activity 2.19: Answers

No, here are a few more combinations.




Enrichment Activity 2.20: Answers



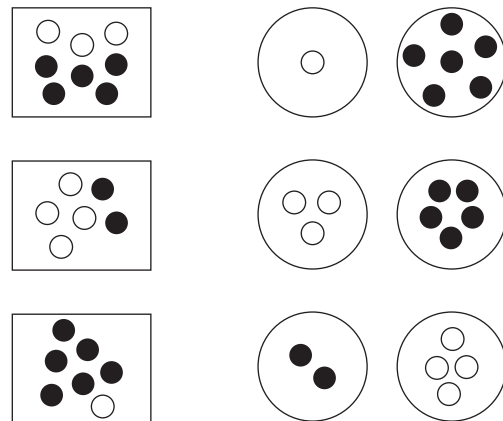
Enrichment Activity 2.21

Draw the next pattern.



Enrichment Activity 2.22

Match the sorted objects with the picture.



Enrichment Activity 2.23

Complete the table.

×	4	5	10
2			
3			
10			

Add the two greatest numbers.


Enrichment Activity 2.24

Complete the table.

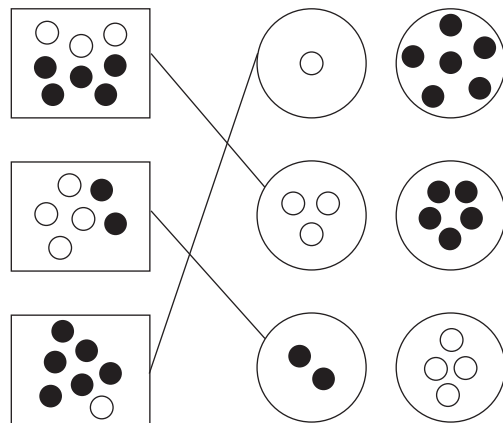
×	3	4	5
4			
5			
6			

Add the two smallest numbers.

Enrichment Activity 2.21: Answers



Enrichment Activity 2.22: Answers



Enrichment Activity 2.23: Answers

×	4	5	10
2	8	10	20
3	12	15	30
10	40	50	100

$$100 + 50 = 150$$

Enrichment Activity 2.24: Answers

×	3	4	5
4	12	16	20
5	15	20	25
6	18	24	30

$$12 + 15 = 27$$

Enrichment Activity 2.25

Complete the table.

\times	1	2	3
1			
2			
3			

Add all the answers.

Enrichment Activity 2.26

Write the numbers from 1–100 into the number board.

What pattern has been shaded?

Enrichment Activity 2.27

Complete the table.

\times	3	4	5
4			
5			
6			

Add the three smallest numbers.

Enrichment Activity 2.28

Write the numbers from 1–100 into the number board.

What pattern has been shaded?

Enrichment Activity 2.25: Answers

×	1	2	3
1	1	2	3
2	2	4	6
3	3	6	9

$$1 + 2 + 3 + 2 + 4 + 6 + 3 + 6 + 9 = 36$$

Enrichment Activity 2.26: Answers

The multiples of 2 are coloured in.

1	2	3	4	5	6	7	8	9	10
11	12	13	14	15	16	17	18	19	20
21	22	23	24	25	26	27	28	29	30
31	32	33	34	35	36	37	38	39	40
41	42	43	44	45	46	47	48	49	50
51	52	53	54	55	56	57	58	59	60
61	62	63	64	65	66	67	68	69	70
71	72	73	74	75	76	77	78	79	80
81	82	83	84	85	86	87	88	89	90
91	92	93	94	95	96	97	98	99	100

Enrichment Activity 2.27: Answers

×	3	4	5
4	12	16	20
5	15	20	25
6	18	24	30

$$12 + 15 + 18 = 45$$

Enrichment Activity 2.28: Answers

The multiples of 3 are coloured in.

1	2	3	4	5	6	7	8	9	10
11	12	13	14	15	16	17	18	19	20
21	22	23	24	25	26	27	28	29	30
31	32	33	34	35	36	37	38	39	40
41	42	43	44	45	46	47	48	49	50
51	52	53	54	55	56	57	58	59	60
61	62	63	64	65	66	67	68	69	70
71	72	73	74	75	76	77	78	79	80
81	82	83	84	85	86	87	88	89	90
91	92	93	94	95	96	97	98	99	100

Enrichment Activity 2.29

Complete the table.


×	1	4	5
7			
8			
9			

Add the two biggest answers.

Enrichment Activity 2.30

Write the numbers from 1–100 into the number board.

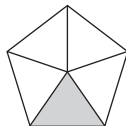
What pattern has been shaded?



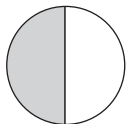
Enrichment Activity 2.31

Match the word with the diagram.

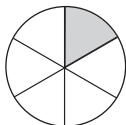
1 half



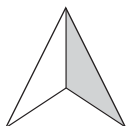
1 quarter



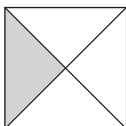
1 third



1 fifth



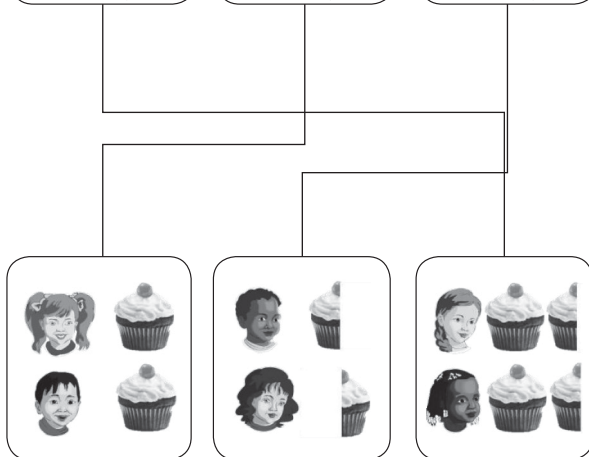
1 sixth



Where in real life will we use fractions?

Enrichment Activity 2.32

Find the path.



Write a word problem for each.

Enrichment Activity 2.29: Answers

×	1	4	5
7	7	28	35
8	8	32	40
9	9	36	45

$45 + 36 = 81$

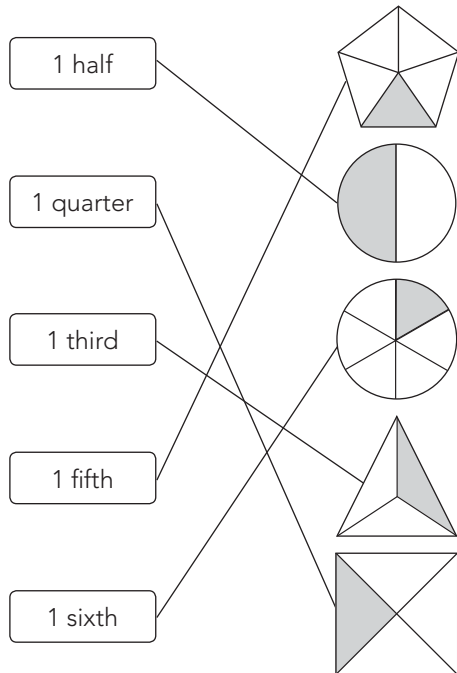
Enrichment Activity 2.30: Answers

The multiples of 4 are coloured in.

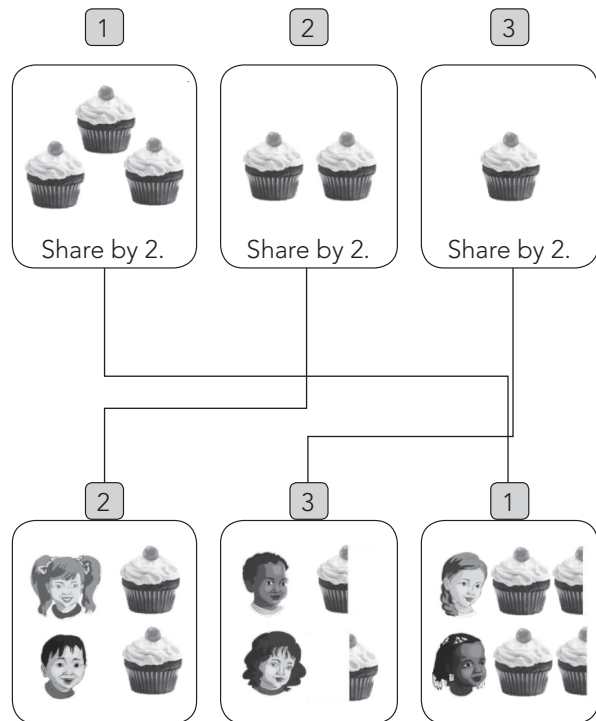
1	2	3	4	5	6	7	8	9	10
11	12	13	14	15	16	17	18	19	20
21	22	23	24	25	26	27	28	29	30
31	32	33	34	35	36	37	38	39	40
41	42	43	44	45	46	47	48	49	50
51	52	53	54	55	56	57	58	59	60
61	62	63	64	65	66	67	68	69	70
71	72	73	74	75	76	77	78	79	80
81	82	83	84	85	86	87	88	89	90
91	92	93	94	95	96	97	98	99	100

Enrichment Activity 2.31: Answers

Match the cards.

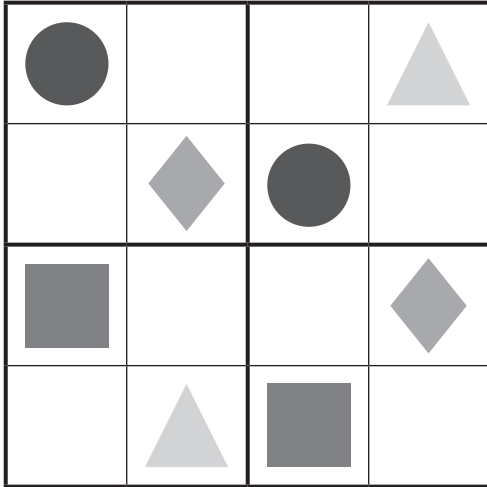


Enrichment Activity 2.32: Answers




Enrichment Activity 2.33

Fill in the missing Sudoku shapes.



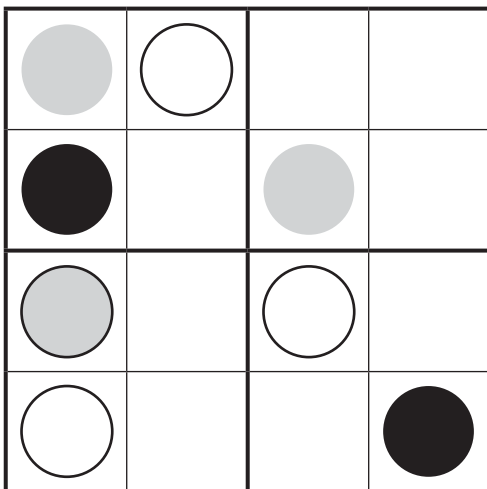
Enrichment Activity 2.34

Fill in the missing Sudoku shapes.



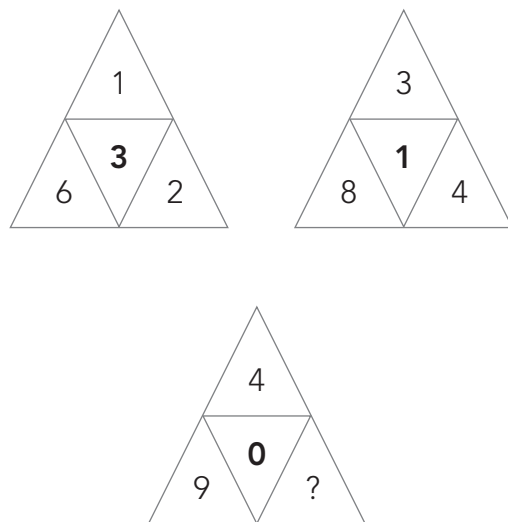
Enrichment Activity 2.35

Fill in the missing Sudoku shapes.




Enrichment Activity 2.36


Look at the two top triangles, then work out what number should replace the question mark in the bottom triangle.




Enrichment Activity 2.33: Answers



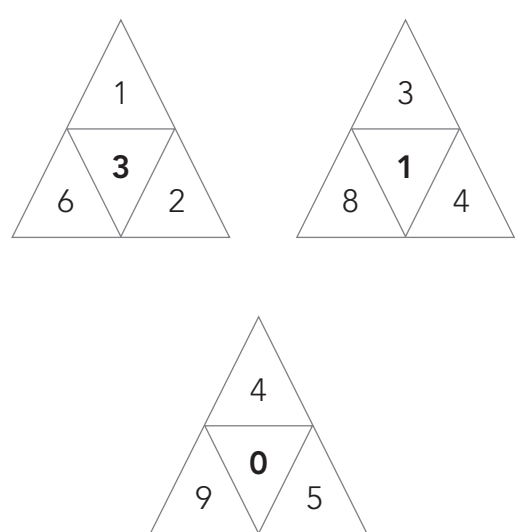
Enrichment Activity 2.34: Answers



Enrichment Activity 2.35: Answers



Enrichment Activity 2.36: Answers



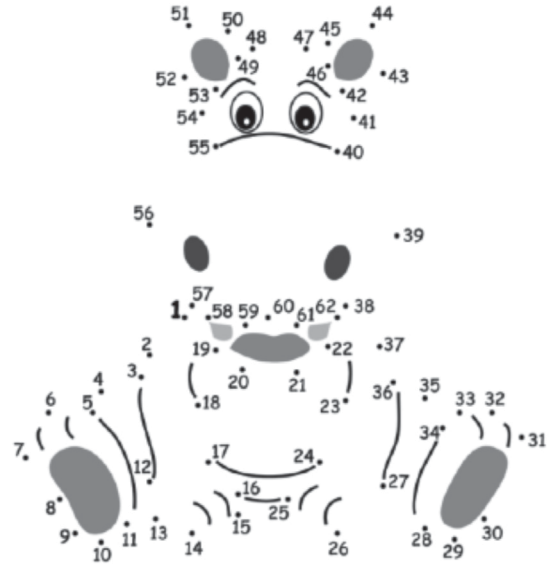
Enrichment Activity 2.37

Complete the Sudoku shape puzzle.

		★	+	▲	
▲	●				★
■		▲	●		
	♥			+	▲
		♥	★		■
●		■	▲		


Enrichment Activity 2.38

What animal will this be?



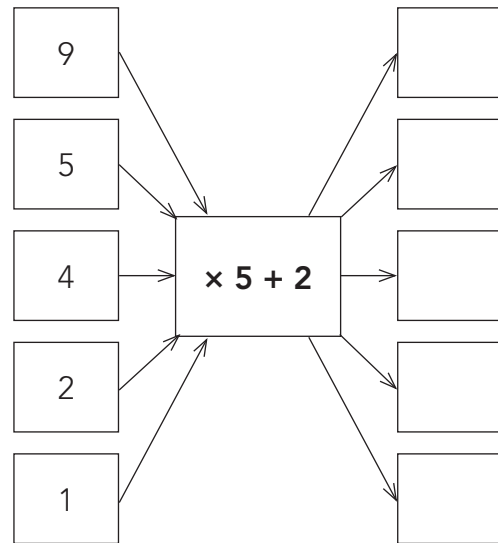
Enrichment Activity 2.39

How many different triangles can you count in this picture?




Enrichment Activity 2.40

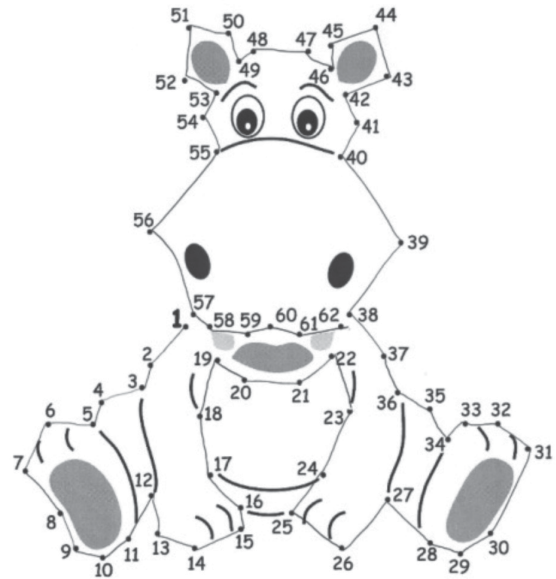
Complete the spider diagram.



Enrichment Activity 2.37: Answers

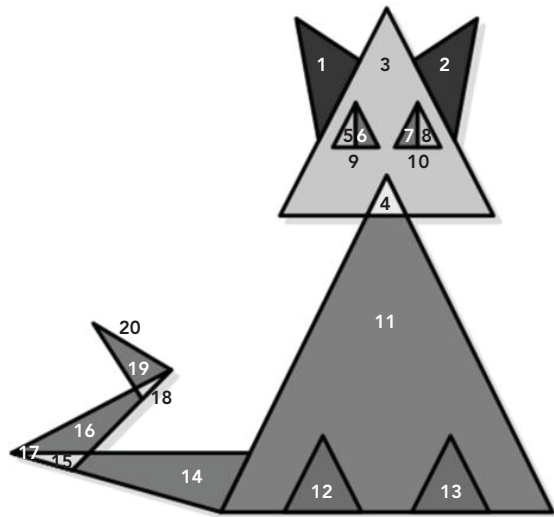


Enrichment Activity 2.38: Answers

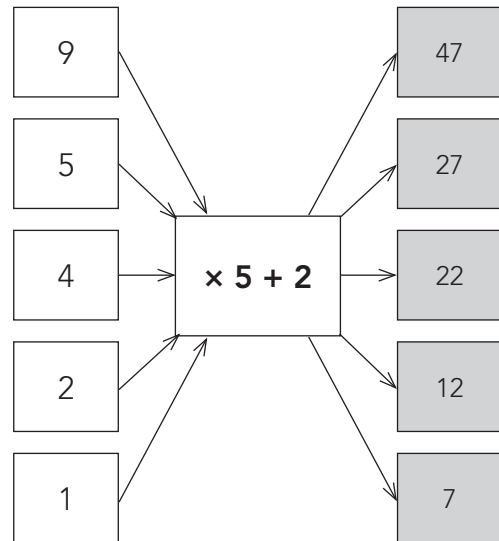


Enrichment Activity 2.39: Answer

20 triangles



Enrichment Activity 2.40: Answer



Enrichment Activity Cards: isiXhosa Version

Each term a set of new enrichment cards will be provided. You should retain this set, as they will not be reproduced each term.

Use of the enrichment activity cards

Optional as required.

These cards include activities that you can use for enrichment opportunities for learners who have completed the lesson activities ahead of the rest of the class. Learners should work on these cards independently or with their peers who have also completed the classwork. You may need to explain some of the activities to the learners who use them. You should remind them to ask you questions about any of the enrichment activities that they are doing, so that you can guide them as necessary.

You should photocopy the enrichment cards, paste them onto cardboard and laminate them (if possible), so that they can be used as a resource, not only this year but in the future as well.

Put the cardboard laminated cards into a box in a set place in your classroom, so that learners know where to find them. These cards are for all learners and do not have to be used in a particular order. Learners should keep a record of the cards that they have completed, so that they continue to choose a new card each time they go to the box. Learners must be taught to replace the cards in numeric order in the box, so that everyone who looks for cards can easily find the one they want to use.

Umsebenzi Wophuculo 2.1

Fakela amanani ashisiweyo. Kumqolo, nekholamu nganye nebhokisi nganye yesi-2 ephindwe ngesi-2 ifanele ukuba nawo omane amanani..

		3	
	4		
		1	
	2		

Umsebenzi Wophuculo 2.2

Fakela amanani ashisiweyo. Kumqolo, nekholamu nganye nebhokisi nganye yesi-2 ephindwe ngesi-2 ifanele ukuba nawo omane amanani..

		2	
	4		
		3	
	1		








Umsebenzi Wophuculo 2.3

Fakela amanani ashisiweyo. Kumqolo, nekholamu nganye nebhokisi nganye yesi-2 ephindwe ngesi-2 ifanele ukuba nawo omane amanani..

		4	
1			
			4
	3		

Umsebenzi Wophuculo 2.4

Fakela iimilo zeSudoku ezishisiweyo..

Umsebenzi Wophuculo 2.1: limpendulo

2	1	3	4
3	4	2	1
4	3	1	2
1	2	4	3

















Umsebenzi Wophuculo 2.2: limpendulo

1	3	2	4
2	4	1	3
4	2	3	1
3	1	4	2

Umsebenzi Wophuculo 2.3: limpendulo








3	2	4	1
1	4	2	3
2	1	3	4
4	3	1	2

Umsebenzi Wophuculo 2.4: limpendulo







Umsebenzi Wophuculo 2.5

Sebenzisa ilitye elincinane, khangela indlela esuka ekuqaleni ukuya esiphelweni ngokuhambisa ilitye elincinci kwiibhloko apho ixabiso lamashumi isisi-2.

qala	21	ishumi elinanye		13
7		amashumi amabini anesihlanu		
	14		amashumi amabini anesine	19
	isihlanu	15	isithandathu	isiphelo







Umsebenzi Wophuculo 2.6

Sebenzisa ilitye elincinane, khangela indlela esuka ekuqaleni ukuya esiphelweni ngokuhambisa ilitye elincinci kwiibhloko apho ixabiso lemivo isisi-2.

isiphelo	12		amashumi amabini anesine	25
	amashumi amabini anesixhenxe		28	
22		isibini		14
qala	ishumi elinesithandathu	18	ishumi elinesithoba	20








Umsebenzi Wophuculo 2.7

Sebenzisa ilitye elincinane, khangela indlela esuka ekuqaleni ukuya esiphelweni ngokuhambisa ilitye elincinci kwiibhloko apho ixabiso lamashumi isisi-3.

isiphelo	14	ishumi elinesihlanu		17
	amashumi amathathu anesine		18	
25		36	37	amashumi amathathu anesithoba
	41	amashumi amabini anesithoba	28	qala

Umsebenzi Wophuculo 2.8

Sebenzisa ilitye elincinane, khangela indlela esuka ekuqaleni ukuya esiphelweni ngokuhambisa ilitye elincinci kwiibhloko apho ixabiso lemivo isisi-3.

2	31	amashumi amabini anesibhozo		qala
	amashumi amathathu anesixhenxe		32	
38	4		39	ishumi elinesithathu
isiphelo	23	isithathu		

Umsebenzi Wophuculo 2.5: Iimpendulo

qala	21	ishumi elinanye		13
7		amashumi amabini anesihlanu		
	14		amashumi amabini anesine	19
	isihlanu	15	isithandathu	isiphelo

Umsebenzi Wophuculo 2.6: Iimpendulo

isiphelo	12		amashumi amabini anesine	25
	amashumi amabini anesixhenxe		28	
22		isibini		14
qala	ishumi elinesithandathu	18	ishumi elinesithoba	20

Umsebenzi Wophuculo 2.7: Iimpendulo







isiphelo	14	ishumi elinesihlanu		17
	amashumi amathathu anesine		18	
25		36	37	amashumi amathathu anesithoba
	41	amashumi amabini anesithoba	28	qala

Umsebenzi Wophuculo 2.8: Iimpendulo

2	31	amashumi amabini anesibhozo		qala
	amashumi amathathu anesixhenxe		32	
38	4		39	ishumi elinesithathu
isiphelo	23	isithathu		






Umsebenzi Wophuculo 2.9

Sebenzisa ilitye elincinane, khangela indlela esuka ekuqaleni ukuya esiphelweni ngokuhambisa ilitye elincinci kwiibhloko apho ixabiso lamashumi isisi-4

31	38	amashumi amathathu anesithathu		isiphelo
	amashumi amabini ananye		39	44
amashumi amathathu anesibhozo	45		amashumi amane anesithathu	46
qala	41	amashumi amabini anesihlanu		

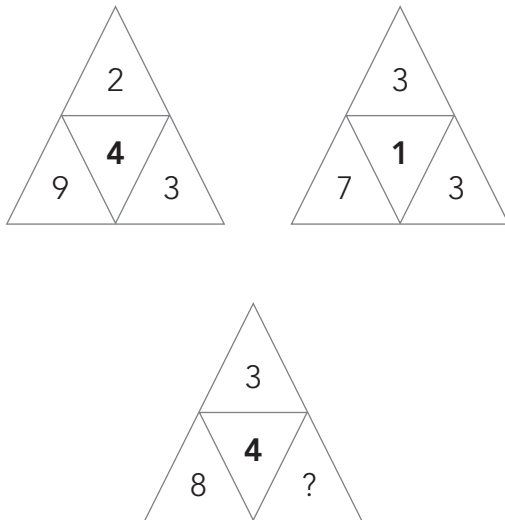
Umsebenzi Wophuculo 2.10

Sebenzisa ilitye elincinane, khangela indlela esuka ekuqaleni ukuya esiphelweni ngokuhambisa ilitye elincinci kwiibhloko apho ixabiso lemivo isisi-4.

47	amashumi amane anesithathu	14	4	isiphelo
	amashumi amathathu ananye		36	46
kune		34	amashumi amane anesihlanu	
qala	48	amashumi amathathu anesixhenxe		amashumi amane anesithoba

Umsebenzi Wophuculo 2.11

Jonga oonxantathu ababinii, uze ufumane inani elizakungena endaweni yophawu lombuzo kunxantathu ongezantsi.



Umsebenzi Wophuculo 2.12

Kwimagazini, iphephandaba okanye isaziso sentengiso, khangela izinto ezintlanu ezinobunzima obuyi -1kg.

Ncamathisela imifanekiso encwadini yakho yezibalo.

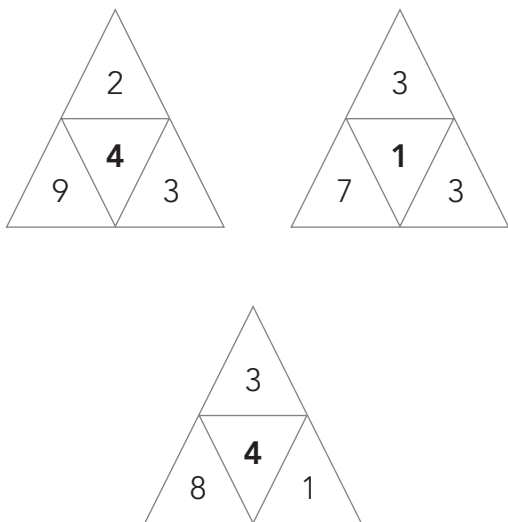
Umsebenzi Wophuculo 2.9: Iimpendulo

31	38	amashumi amathathu anesithathu		isiphelo
	amashumi amabini ananye		39	44
amashumi amathathu anesibhozo	45		amashumi amane anesithathu	46
qala	41	amashumi amabini anesihlanu		

Umsebenzi Wophuculo 2.10: Iimpendulo

47	amashumi amane anesithathu	14	4	isiphelo
	amashumi amathathu ananye		36	46
kune		34	amashumi amane anesihlanu	
qala	48	amashumi amathathu anesixhenxe		amashumi amane anesithoba

Umsebenzi Wophuculo 2.11: Iimpendulo



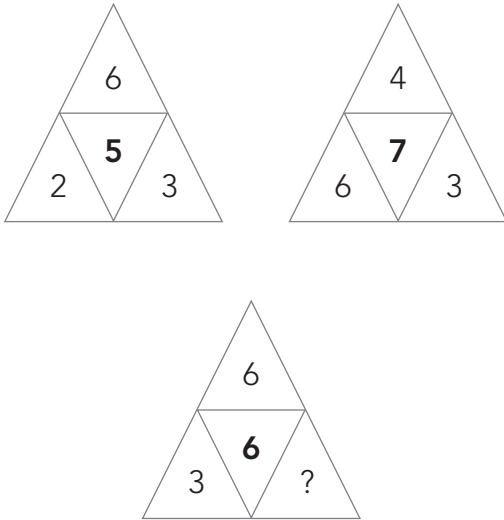
Umsebenzi Wophuculo 2.12: Iimpendulo

Nanku umzekelo wezinto ezintlanu ezinobunzima obungange-1 kg ngobunye bazo.



Umsebenzi Wophuculo 2.13

Jonga oonxantathu ababinii, uze ufumane inani elizakungena endaweni yophawu lombuzo kunxantathu ongezantsi.

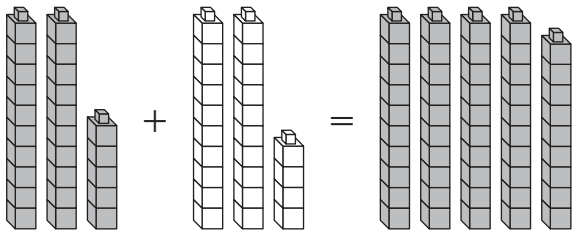


Umsebenzi Wophuculo 2.14

Umama undinike amabhastile angama-48. Kulahleke amabhastile ali-19. Kushiyeke amabhastile amangaphi?

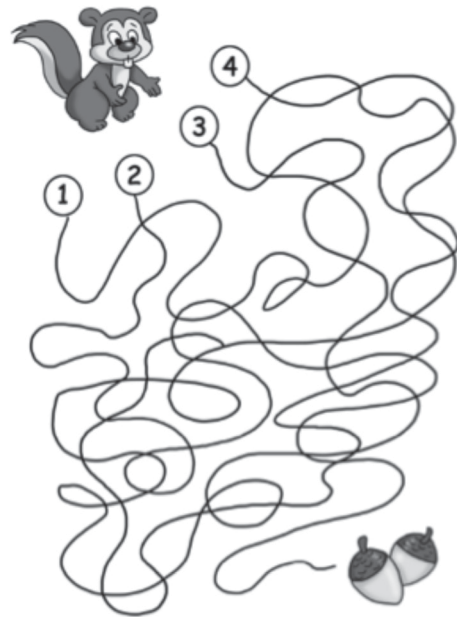
Umsebenzi Wophuculo 2.15

Bhala isivakalisi senani somfanekiso ongezantsi .

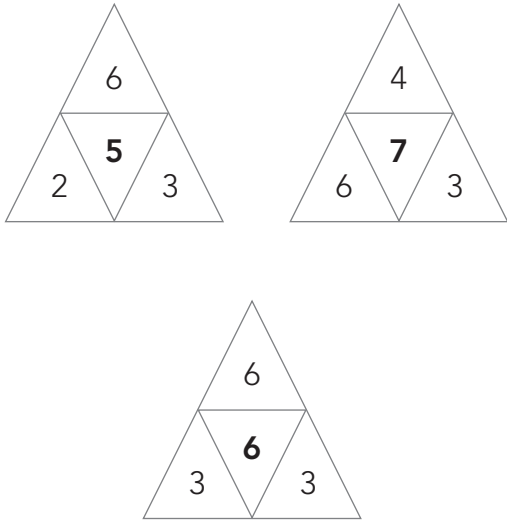


Umsebenzi Wophuculo 2.16

Ngeyphi indlela enokuthathwa sisilwanyana?



Umsebenzi Wophuculo 2.13: limpendulo



Umsebenzi Wophuculo 2.14: limpendulo

$$48 - 19 = \square$$

$$48 - 19 = 29$$

Umsebenzi Wophuculo 2.15: limpendulo

$$25 + 24 = \square$$

$$24 + 1 + 24 = \square$$

Phinda kabili $24 + 1 = \square$

Umsebenzi Wophuculo 2.16: limpendulo



Umsebenzi Wophuculo 2.17

Ezi ngqekembe zenza i-R1.



Ingaba yile ndibanisela kuphela na?.

Umsebenzi Wophuculo 2.18

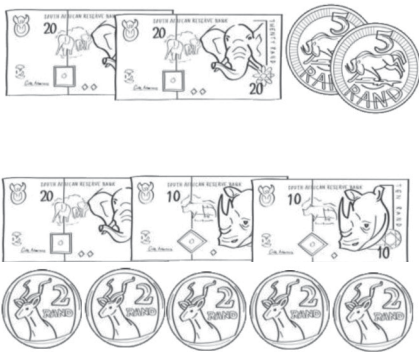
Lolu hlweza nemali engamaphepha kuzokwakha ama-R20.



Ingaba yile ndibanisela kuphela na?.

Umsebenzi Wophuculo 2.19


Lolu hlweza nemali engamaphepha kuzokwakha ama-R50.



Ingaba yile ndibanisela kuphela na?.

Umsebenzi Wophuculo 2.20

Iza kuba yintoni imilo yepatheni elandelayo?



Umsebenzi Wophuculo 2.17: Iimpendulo

Hayi, nazi iindibanisela ezimbalwa.



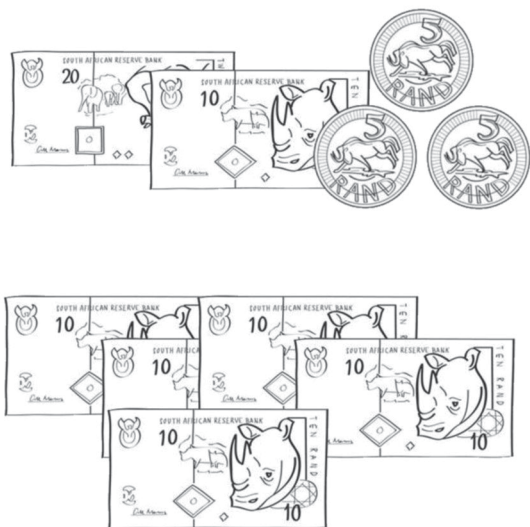
Umsebenzi Wophuculo 2.18: Iimpendulo

Hayi, nazi iindibanisela ezimbalwa.




Umsebenzi Wophuculo 2.19: Iimpendulo

Hayi, nazi iindibanisela ezimbalwa.




Umsebenzi Wophuculo 2.20: Iimpendulo



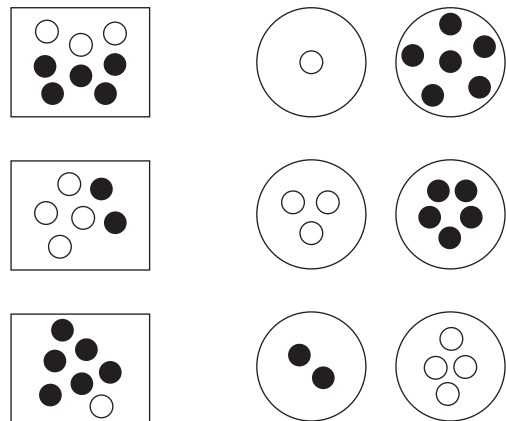
Umsebenzi Wophuculo 2.21

Zoba ipatheni elandelayo.



Umsebenzi Wophuculo 2.22

Tshatitsa izinto ezihleliweyo nomfanekiso.



Umsebenzi Wophuculo 2.23

Gqibezela itheyibhile.

×	4	5	10
2			
3			
10			

Dibanisa amanani amabini amakhulu kunawo onke.


Umsebenzi Wophuculo 2.24

Gqibezela itheyibhile.

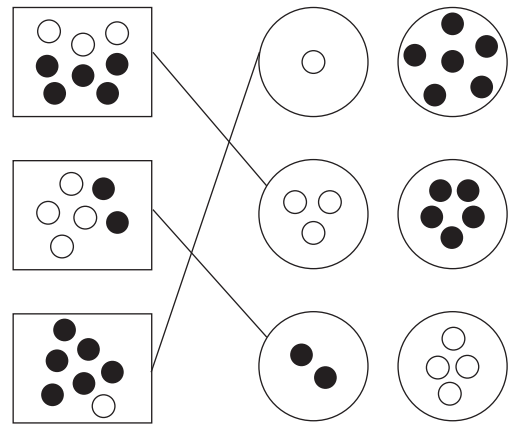
×	3	4	5
4			
5			
6			

Dibanisa amanani amabini amancinci kunawo onke.

Umsebenzi Wophuculo 2.21: Iimpendulo



Umsebenzi Wophuculo 2.22: Iimpendulo



Umsebenzi Wophuculo 2.23: Iimpendulo

×	4	5	10
2	8	10	20
3	12	15	30
10	40	50	100

$$100 + 50 = 150$$

Umsebenzi Wophuculo 2.24: Iimpendulo

×	3	4	5
4	12	16	20
5	15	20	25
6	18	24	30

$$12 + 15 = 27$$

Umsebenzi Wophuculo 2.25

Gqibezela itheyibhile.

×	1	2	3
1			
2			
3			

Dibanisa zonke iimpendulo.

Umsebenzi Wophuculo 2.26

Bhala amanani ukusuka ku-1-100 kwibhodi yamanani

Yeyiphi ipatheni enombala ohlokihlweyo.

Umsebenzi Wophuculo 2.27

Gqibezela itheyibhile.

×	3	4	5
4			
5			
6			

Dibanisa amanani amathathu amancinane.

Umsebenzi Wophuculo 2.28

Bhala amanani ukusuka ku-1 - 100 kwibhodi yamanani.

Yeyiphi ipatheni enombala ohlokihlweyo.

Umsebenzi Wophuculo 2.25: limpendulo

×	1	2	3
1	1	2	3
2	2	4	6
3	3	6	9

$$1 + 2 + 3 + 2 + 4 + 6 + 3 + 6 + 9 = 36$$

Umsebenzi Wophuculo 2.26: limpendulo

Iziphindwa zesi-2 zifakelwe umbala.

1	2	3	4	5	6	7	8	9	10
11	12	13	14	15	16	17	18	19	20
21	22	23	24	25	26	27	28	29	30
31	32	33	34	35	36	37	38	39	40
41	42	43	44	45	46	47	48	49	50
51	52	53	54	55	56	57	58	59	60
61	62	63	64	65	66	67	68	69	70
71	72	73	74	75	76	77	78	79	80
81	82	83	84	85	86	87	88	89	90
91	92	93	94	95	96	97	98	99	100

Umsebenzi Wophuculo 2.27: limpendulo

×	3	4	5
4	12	16	20
5	15	20	25
6	18	24	30

$$12 + 15 + 18 = 45$$

Umsebenzi Wophuculo 2.28: limpendulo

Iziphindwa zesi-3 zifakelwe umbala.

1	2	3	4	5	6	7	8	9	10
11	12	13	14	15	16	17	18	19	20
21	22	23	24	25	26	27	28	29	30
31	32	33	34	35	36	37	38	39	40
41	42	43	44	45	46	47	48	49	50
51	52	53	54	55	56	57	58	59	60
61	62	63	64	65	66	67	68	69	70
71	72	73	74	75	76	77	78	79	80
81	82	83	84	85	86	87	88	89	90
91	92	93	94	95	96	97	98	99	100

Umsebenzi Wophuculo 2.29

Gqibezela itheyibhile.

×	1	4	5
7			
8			
9			

Dibanisa iimpendulo ezimbini ezinkulu.

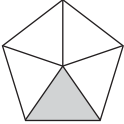
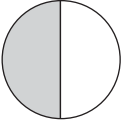
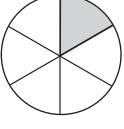
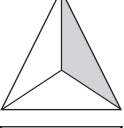
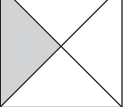
Umsebenzi Wophuculo 2.30

Bhala amanani ukusuka ku-1-100 kwibhodi yamanani.

Yeyiphi ipatheni enombala ohlokihiweyo.

Umsebenzi Wophuculo 2.31

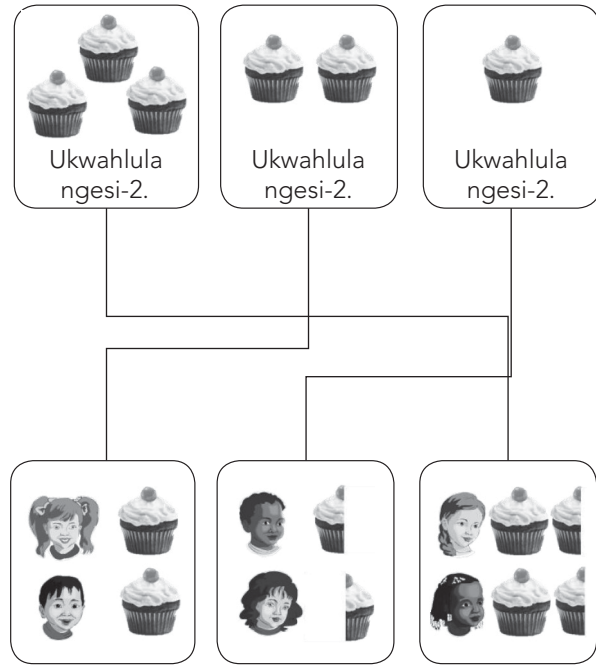
Tshatisa igama nomfanekiso..

ihafu e-1	
ikota e-1	
isi-1 sesithathu	
isi-1 sesihlanu	
isi-1 sesithandathu	

Siwasebenzisa phi ebomini bethu amaqhezu?

Umsebenzi Wophuculo 2.32

Thola indlela.



Bhala isibalo samazwi kwisibalo ngasinye.

Umsebenzi Wophuculo 2.29: limpendulo

×	1	4	5
7	7	28	35
8	8	32	40
9	9	36	45

$45 + 36 = 81$

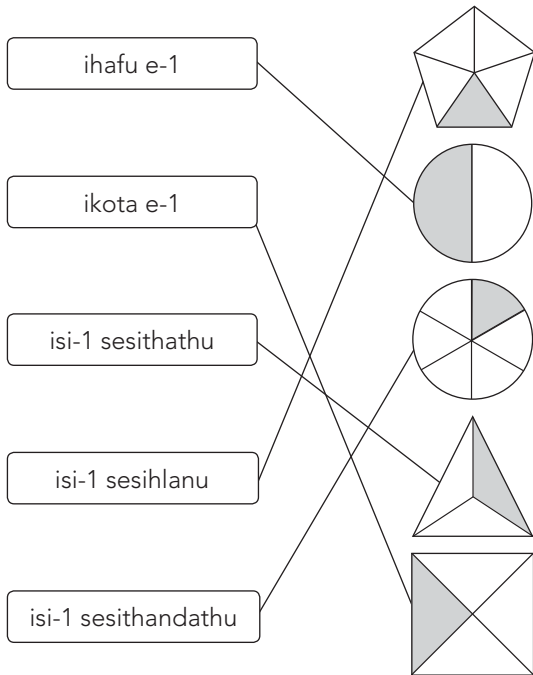
Umsebenzi Wophuculo 2.30: limpendulo

Iziphindwa zesi-4 mazifakwe imibala.

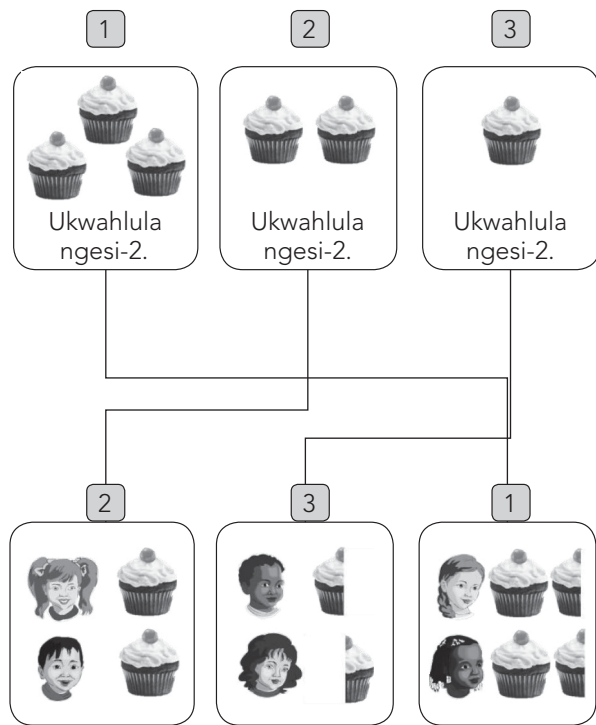
1	2	3	4	5	6	7	8	9	10
11	12	13	14	15	16	17	18	19	20
21	22	23	24	25	26	27	28	29	30
31	32	33	34	35	36	37	38	39	40
41	42	43	44	45	46	47	48	49	50
51	52	53	54	55	56	57	58	59	60
61	62	63	64	65	66	67	68	69	70
71	72	73	74	75	76	77	78	79	80
81	82	83	84	85	86	87	88	89	90
91	92	93	94	95	96	97	98	99	100

Umsebenzi Wophuculo 2.31: limpendulo

Qondanisa amakhadi.

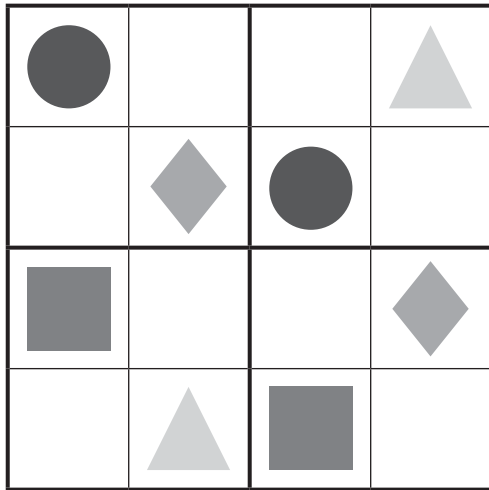


Umsebenzi Wophuculo 2.32: limpendulo




Umsebenzi Wophuculo 2.33

Fakela iimilo zeSudoku ezishiyiweyo..



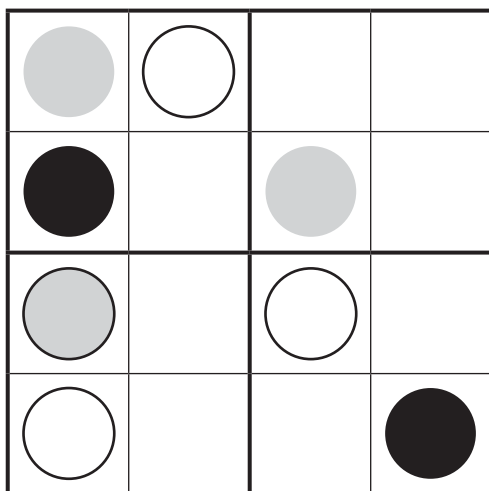
Umsebenzi Wophuculo 2.34

Fakela iimilo zeSudoku ezishiyiweyo..



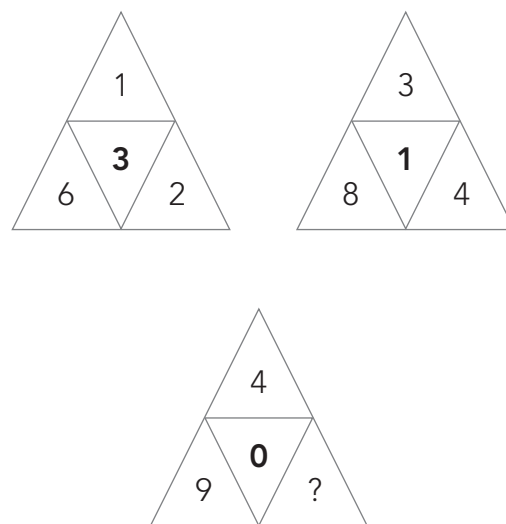
Umsebenzi Wophuculo 2.35

Fakela iimilo zeSudoku ezishiyiweyo..




Umsebenzi Wophuculo 2.36


Jonga oonxantathu ababinii, uze ufumane inani elizakungena endaweni yophawu lombuzo kunxantathu ongezantsi.




Umsebenzi Wophuculo 2.33: limpendulo



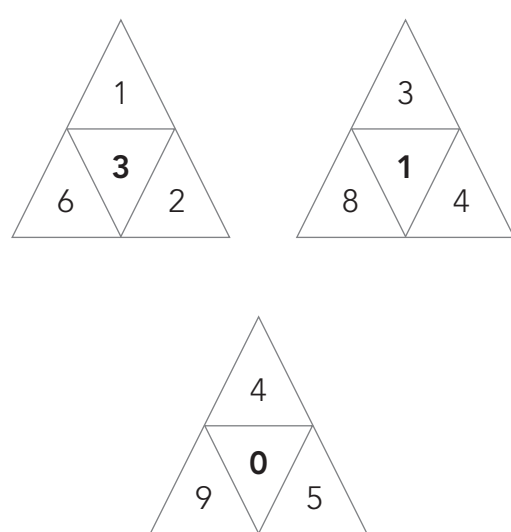
Umsebenzi Wophuculo 2.34: limpendulo



Umsebenzi Wophuculo 2.35: limpendulo




Umsebenzi Wophuculo 2.36: limpendulo



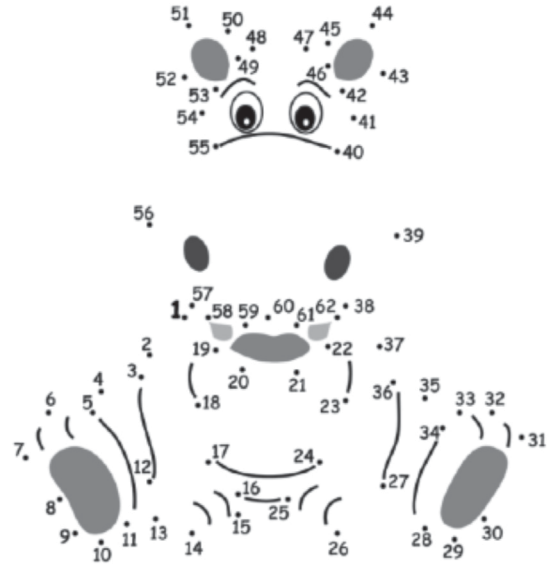
Umsebenzi Wophuculo 2.37

Fakela iimilo zeSudoku ezishiyweyo..




Umsebenzi Wophuculo 2.38

Sizakuba sesiphi esi isilwanyana?



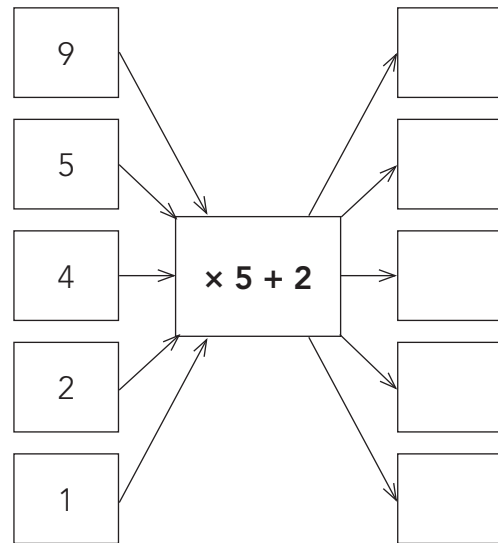
Umsebenzi Wophuculo 2.39

Bangaphi oonxantathu abahlukileyo onokubabala kulo mfanekiso?




Umsebenzi Wophuculo 2.40

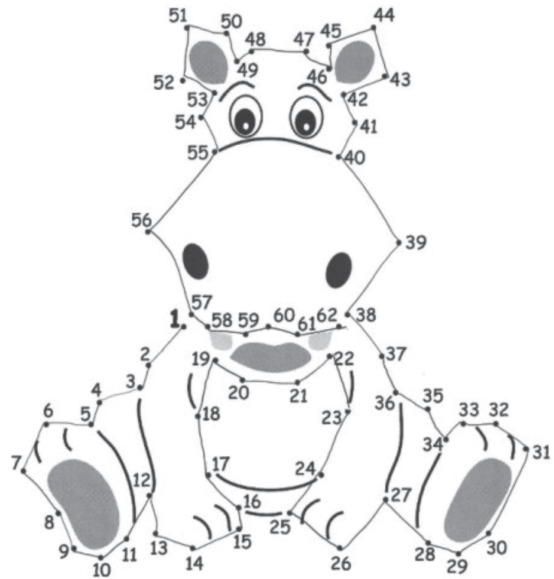
Gqibezela umfanekiso wesigcawu.



Umsebenzi Wophuculo 2.37: limpendulo

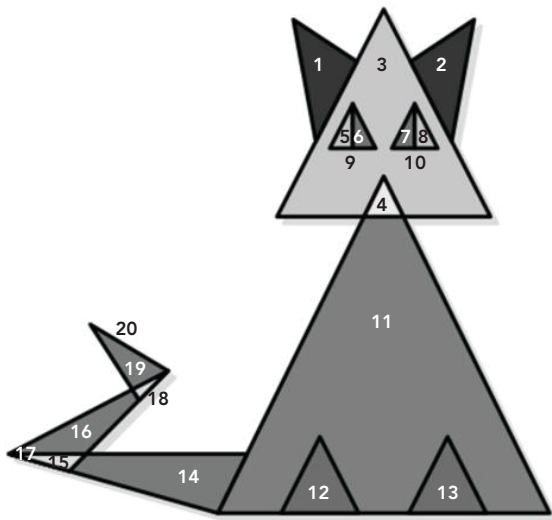


Umsebenzi Wophuculo 2.38: limpendulo



Umsebenzi Wophuculo 2.39: limpendulo

oonxantathu abangama-20



Umsebenzi Wophuculo 2.40: limpendulo

