





GRADE 3

TERM 2 2020




**ENGLISH
FIRST ADDITIONAL
LANGUAGE**

WORKSHEET PACK





MONDAY

	LOOK & SAY	tried	wanted	felt	asked	please
	SOUND OUT	team	steam	cream	dream	
		peach	beach	teach	reach	
	★	I see my <u>team</u> . I see my <u>team</u> on the <u>beach</u> . Can you see my <u>team</u> ? Can you see my <u>team</u> on the <u>beach</u> ?				
	READ	I wanted to sleep. I wanted to sleep on the <u>beach</u> . I wanted to have a good <u>dream</u> . I wanted to <u>dream</u> of a <u>peach</u> . I wanted to <u>dream</u> of <u>cream</u> . I wanted to <u>dream</u> of a <u>peach</u> and <u>cream</u> . I asked my mom. I asked if I can sleep on the <u>beach</u> . I told her I wanted to sleep and <u>dream</u> .				

TUESDAY

	WRITE	Copy the  and  words from Monday into your exercise books.				
---	-------	--	--	--	--	--



WEDNESDAY

	LOOK & SAY	tried	wanted	felt	asked	please
	SOUND OUT	team	steam	cream	dream	
		peach	beach	teach	reach	
	★	I see the <u>beach</u> . Can I <u>reach</u> the <u>beach</u> ? Can you see the <u>beach</u> ? Can you <u>reach</u> the <u>beach</u> ?				
	READ	I wanted to <u>teach</u> my dad on the <u>beach</u> . He did not want me to <u>teach</u> him. He did not want me to <u>teach</u> him on the <u>beach</u> . He wanted to sit. He wanted to sit and read on the <u>beach</u> . He wanted to sit and <u>dream</u> on the <u>beach</u> . He wanted to sit on the <u>beach</u> and eat <u>cream</u> .				





THURSDAY

	LOOK & SAY	tried	wanted	felt	asked	please
 	READ				<p>Bheki wanted a bike. Bheki wanted a red bike. Bheki felt sad. He asked his mom and dad. He asked them for a bike. "Please can I have a bike" he asked them. He would <u>dream</u> of a bike. He would <u>dream</u> of a red bike. He tried not to <u>dream</u> of the bike. He tried not to <u>dream</u> of the red bike.</p>	




FRIDAY

	LOOK & SAY	tried	wanted	felt	asked	please
	READ & ANSWER	<ol style="list-style-type: none"> 1. Who wants a bike? ___ wants a bike. 2. How does Bheki feel? Bheki feels ___. 3. Who does he ask for a bike? He asks ___ for a bike. 4. What kind of bike does Bheki want? Bheki wants a ___ bike. 5. What did Bheki try not to do? Bheki tried not to ___ of the red bike. 				





MONDAY

	LOOK & SAY	tried	wanted	felt	asked	please
	SOUND OUT	team	steam	cream	dream	
		peach	beach	teach	reach	
	★	I see my <u>team</u> . I see my <u>team</u> on the <u>beach</u> . Can you see my <u>team</u> ? Can you see my <u>team</u> on the <u>beach</u> ?				
	READ	I wanted to sleep. I wanted to sleep on the <u>beach</u> . I wanted to have a good <u>dream</u> . I wanted to <u>dream</u> of a <u>peach</u> . I wanted to <u>dream</u> of <u>cream</u> . I wanted to <u>dream</u> of a <u>peach</u> and <u>cream</u> . I asked my mom. I asked if I can sleep on the <u>beach</u> . I told her I wanted to sleep and <u>dream</u> .				

TUESDAY

	WRITE	Copy the  and  words from Monday into your exercise books.				
---	-------	--	--	--	--	--



WEDNESDAY

	LOOK & SAY	tried	wanted	felt	asked	please
	SOUND OUT	team	steam	cream	dream	
		peach	beach	teach	reach	
	★	I see the <u>beach</u> . Can I <u>reach</u> the <u>beach</u> ? Can you see the <u>beach</u> ? Can you <u>reach</u> the <u>beach</u> ?				
	READ	I wanted to <u>teach</u> my dad on the <u>beach</u> . He did not want me to <u>teach</u> him. He did not want me to <u>teach</u> him on the <u>beach</u> . He wanted to sit. He wanted to sit and read on the <u>beach</u> . He wanted to sit and <u>dream</u> on the <u>beach</u> . He wanted to sit on the <u>beach</u> and eat <u>cream</u> .				






THURSDAY

	LOOK & SAY	tried	wanted	felt	asked	please
 	READ				<p>Bheki wanted a bike. Bheki wanted a red bike. Bheki felt sad. He asked his mom and dad. He asked them for a bike. "Please can I have a bike" he asked them. He would <u>dream</u> of a bike. He would <u>dream</u> of a red bike. He tried not to <u>dream</u> of the bike. He tried not to <u>dream</u> of the red bike.</p>	



FRIDAY

	LOOK & SAY	tried	wanted	felt	asked	please
	READ & ANSWER	<ol style="list-style-type: none"> 1. Who wants a bike? ___ wants a bike. 2. How does Bheki feel? Bheki feels ___. 3. Who does he ask for a bike? He asks ___ for a bike. 4. What kind of bike does Bheki want? Bheki wants a ___ bike. 5. What did Bheki try not to do? Bheki tried not to ___ of the red bike. 				






MONDAY

	LOOK & SAY	tried	wanted	felt	asked	please
	SOUND OUT	team	steam	cream	dream	
		peach	beach	teach	reach	
	★	I see my <u>team</u> . I see my <u>team</u> on the <u>beach</u> . Can you see my <u>team</u> ? Can you see my <u>team</u> on the <u>beach</u> ?				
 	READ	I wanted to sleep. I wanted to sleep on the <u>beach</u> . I wanted to have a good <u>dream</u> . I wanted to <u>dream</u> of a <u>peach</u> . I wanted to <u>dream</u> of <u>cream</u> . I wanted to <u>dream</u> of a <u>peach</u> and <u>cream</u> . I asked my mom. I asked if I can sleep on the <u>beach</u> . I told her I wanted to sleep and <u>dream</u> .				

TUESDAY

	WRITE	Copy the  and  words from Monday into your exercise books.				
---	-------	--	--	--	--	--



WEDNESDAY

	LOOK & SAY	tried	wanted	felt	asked	please
	SOUND OUT	team	steam	cream	dream	
		peach	beach	teach	reach	
	★	I see the <u>beach</u> . Can I <u>reach</u> the <u>beach</u> ? Can you see the <u>beach</u> ? Can you <u>reach</u> the <u>beach</u> ?				
 	READ	I wanted to <u>teach</u> my dad on the <u>beach</u> . He did not want me to <u>teach</u> him. He did not want me to <u>teach</u> him on the <u>beach</u> . He wanted to sit. He wanted to sit and read on the <u>beach</u> . He wanted to sit and <u>dream</u> on the <u>beach</u> . He wanted to sit on the <u>beach</u> and eat <u>cream</u> .				






THURSDAY

	LOOK & SAY	tried	wanted	felt	asked	please
 	READ				<p>Bheki wanted a bike. Bheki wanted a red bike. Bheki felt sad. He asked his mom and dad. He asked them for a bike. "Please can I have a bike" he asked them. He would <u>dream</u> of a bike. He would <u>dream</u> of a red bike. He tried not to <u>dream</u> of the bike. He tried not to <u>dream</u> of the red bike.</p>	



FRIDAY

	LOOK & SAY	tried	wanted	felt	asked	please
	READ & ANSWER	<ol style="list-style-type: none"> 1. Who wants a bike? ___ wants a bike. 2. How does Bheki feel? Bheki feels ___. 3. Who does he ask for a bike? He asks ___ for a bike. 4. What kind of bike does Bheki want? Bheki wants a ___ bike. 5. What did Bheki try not to do? Bheki tried not to ___ of the red bike. 				






MONDAY

	LOOK & SAY	tried	wanted	felt	asked	please
	SOUND OUT	team	steam	cream	dream	
		peach	beach	teach	reach	
	★	I see my <u>team</u> . I see my <u>team</u> on the <u>beach</u> . Can you see my <u>team</u> ? Can you see my <u>team</u> on the <u>beach</u> ?				
 	READ	I wanted to sleep. I wanted to sleep on the <u>beach</u> . I wanted to have a good <u>dream</u> . I wanted to <u>dream</u> of a <u>peach</u> . I wanted to <u>dream</u> of <u>cream</u> . I wanted to <u>dream</u> of a <u>peach</u> and <u>cream</u> . I asked my mom. I asked if I can sleep on the <u>beach</u> . I told her I wanted to sleep and <u>dream</u> .				

TUESDAY

	WRITE	Copy the  and  words from Monday into your exercise books.				
---	-------	--	--	--	--	--



WEDNESDAY

	LOOK & SAY	tried	wanted	felt	asked	please
	SOUND OUT	team	steam	cream	dream	
		peach	beach	teach	reach	
	★	I see the <u>beach</u> . Can I <u>reach</u> the <u>beach</u> ? Can you see the <u>beach</u> ? Can you <u>reach</u> the <u>beach</u> ?				
 	READ	I wanted to <u>teach</u> my dad on the <u>beach</u> . He did not want me to <u>teach</u> him. He did not want me to <u>teach</u> him on the <u>beach</u> . He wanted to sit. He wanted to sit and read on the <u>beach</u> . He wanted to sit and <u>dream</u> on the <u>beach</u> . He wanted to sit on the <u>beach</u> and eat <u>cream</u> .				





THURSDAY

	LOOK & SAY	tried	wanted	felt	asked	please
 	READ					<p>Bheki wanted a bike. Bheki wanted a red bike. Bheki felt sad. He asked his mom and dad. He asked them for a bike. "Please can I have a bike" he asked them. He would <u>dream</u> of a bike. He would <u>dream</u> of a red bike. He tried not to <u>dream</u> of the bike. He tried not to <u>dream</u> of the red bike.</p>




FRIDAY

	LOOK & SAY	tried	wanted	felt	asked	please
	READ & ANSWER	<ol style="list-style-type: none"> 1. Who wants a bike? ___ wants a bike. 2. How does Bheki feel? Bheki feels ___. 3. Who does he ask for a bike? He asks ___ for a bike. 4. What kind of bike does Bheki want? Bheki wants a ___ bike. 5. What did Bheki try not to do? Bheki tried not to ___ of the red bike. 				





MONDAY

	LOOK & SAY	tried	wanted	felt	asked	please
	SOUND OUT	team	steam	cream	dream	
		peach	beach	teach	reach	
	★	I see my <u>team</u> . I see my <u>team</u> on the <u>beach</u> . Can you see my <u>team</u> ? Can you see my <u>team</u> on the <u>beach</u> ?				
	READ	I wanted to sleep. I wanted to sleep on the <u>beach</u> . I wanted to have a good <u>dream</u> . I wanted to <u>dream</u> of a <u>peach</u> . I wanted to <u>dream</u> of <u>cream</u> . I wanted to <u>dream</u> of a <u>peach</u> and <u>cream</u> . I asked my mom. I asked if I can sleep on the <u>beach</u> . I told her I wanted to sleep and <u>dream</u> .				

TUESDAY

	WRITE	Copy the  and  words from Monday into your exercise books.				
---	-------	--	--	--	--	--



WEDNESDAY

	LOOK & SAY	tried	wanted	felt	asked	please
	SOUND OUT	team	steam	cream	dream	
		peach	beach	teach	reach	
	★	I see the <u>beach</u> . Can I <u>reach</u> the <u>beach</u> ? Can you see the <u>beach</u> ? Can you <u>reach</u> the <u>beach</u> ?				
	READ	I wanted to <u>teach</u> my dad on the <u>beach</u> . He did not want me to <u>teach</u> him. He did not want me to <u>teach</u> him on the <u>beach</u> . He wanted to sit. He wanted to sit and read on the <u>beach</u> . He wanted to sit and <u>dream</u> on the <u>beach</u> . He wanted to sit on the <u>beach</u> and eat <u>cream</u> .				





THURSDAY

	LOOK & SAY	tried	wanted	felt	asked	please
 	READ					<p>Bheki wanted a bike. Bheki wanted a red bike. Bheki felt sad. He asked his mom and dad. He asked them for a bike. "Please can I have a bike" he asked them. He would <u>dream</u> of a bike. He would <u>dream</u> of a red bike. He tried not to <u>dream</u> of the bike. He tried not to <u>dream</u> of the red bike.</p>




FRIDAY

	LOOK & SAY	tried	wanted	felt	asked	please
	READ & ANSWER	<ol style="list-style-type: none"> 1. Who wants a bike? ___ wants a bike. 2. How does Bheki feel? Bheki feels ___. 3. Who does he ask for a bike? He asks ___ for a bike. 4. What kind of bike does Bheki want? Bheki wants a ___ bike. 5. What did Bheki try not to do? Bheki tried not to ___ of the red bike. 				





MONDAY

	LOOK & SAY	tried	wanted	felt	asked	please
	SOUND OUT	team	steam	cream	dream	
		peach	beach	teach	reach	
	★	I see my <u>team</u> . I see my <u>team</u> on the <u>beach</u> . Can you see my <u>team</u> ? Can you see my <u>team</u> on the <u>beach</u> ?				
	READ	I wanted to sleep. I wanted to sleep on the <u>beach</u> . I wanted to have a good <u>dream</u> . I wanted to <u>dream</u> of a <u>peach</u> . I wanted to <u>dream</u> of <u>cream</u> . I wanted to <u>dream</u> of a <u>peach</u> and <u>cream</u> . I asked my mom. I asked if I can sleep on the <u>beach</u> . I told her I wanted to sleep and <u>dream</u> .				

TUESDAY

	WRITE	Copy the  and  words from Monday into your exercise books.				
---	-------	--	--	--	--	--



WEDNESDAY

	LOOK & SAY	tried	wanted	felt	asked	please
	SOUND OUT	team	steam	cream	dream	
		peach	beach	teach	reach	
	★	I see the <u>beach</u> . Can I <u>reach</u> the <u>beach</u> ? Can you see the <u>beach</u> ? Can you <u>reach</u> the <u>beach</u> ?				
	READ	I wanted to <u>teach</u> my dad on the <u>beach</u> . He did not want me to <u>teach</u> him. He did not want me to <u>teach</u> him on the <u>beach</u> . He wanted to sit. He wanted to sit and read on the <u>beach</u> . He wanted to sit and <u>dream</u> on the <u>beach</u> . He wanted to sit on the <u>beach</u> and eat <u>cream</u> .				





THURSDAY

	LOOK & SAY	tried	wanted	felt	asked	please
 	READ					<p>Bheki wanted a bike. Bheki wanted a red bike. Bheki felt sad. He asked his mom and dad. He asked them for a bike. "Please can I have a bike" he asked them. He would <u>dream</u> of a bike. He would <u>dream</u> of a red bike. He tried not to <u>dream</u> of the bike. He tried not to <u>dream</u> of the red bike.</p>



FRIDAY

	LOOK & SAY	tried	wanted	felt	asked	please
	READ & ANSWER	<ol style="list-style-type: none"> 1. Who wants a bike? ___ wants a bike. 2. How does Bheki feel? Bheki feels ___. 3. Who does he ask for a bike? He asks ___ for a bike. 4. What kind of bike does Bheki want? Bheki wants a ___ bike. 5. What did Bheki try not to do? Bheki tried not to ___ of the red bike. 				





MONDAY

	LOOK & SAY	tried	wanted	felt	asked	please
	SOUND OUT	team	steam	cream	dream	
		peach	beach	teach	reach	
	★	I see my <u>team</u> . I see my <u>team</u> on the <u>beach</u> . Can you see my <u>team</u> ? Can you see my <u>team</u> on the <u>beach</u> ?				
	READ	I wanted to sleep. I wanted to sleep on the <u>beach</u> . I wanted to have a good <u>dream</u> . I wanted to <u>dream</u> of a <u>peach</u> . I wanted to <u>dream</u> of <u>cream</u> . I wanted to <u>dream</u> of a <u>peach</u> and <u>cream</u> . I asked my mom. I asked if I can sleep on the <u>beach</u> . I told her I wanted to sleep and <u>dream</u> .				

TUESDAY

	WRITE	Copy the  and  words from Monday into your exercise books.				
---	-------	--	--	--	--	--



WEDNESDAY

	LOOK & SAY	tried	wanted	felt	asked	please
	SOUND OUT	team	steam	cream	dream	
		peach	beach	teach	reach	
	★	I see the <u>beach</u> . Can I <u>reach</u> the <u>beach</u> ? Can you see the <u>beach</u> ? Can you <u>reach</u> the <u>beach</u> ?				
	READ	I wanted to <u>teach</u> my dad on the <u>beach</u> . He did not want me to <u>teach</u> him. He did not want me to <u>teach</u> him on the <u>beach</u> . He wanted to sit. He wanted to sit and read on the <u>beach</u> . He wanted to sit and <u>dream</u> on the <u>beach</u> . He wanted to sit on the <u>beach</u> and eat <u>cream</u> .				





THURSDAY

	LOOK & SAY	tried	wanted	felt	asked	please
 	READ					<p>Bheki wanted a bike. Bheki wanted a red bike. Bheki felt sad. He asked his mom and dad. He asked them for a bike. "Please can I have a bike" he asked them. He would <u>dream</u> of a bike. He would <u>dream</u> of a red bike. He tried not to <u>dream</u> of the bike. He tried not to <u>dream</u> of the red bike.</p>



FRIDAY

	LOOK & SAY	tried	wanted	felt	asked	please
	READ & ANSWER	<ol style="list-style-type: none"> 1. Who wants a bike? ___ wants a bike. 2. How does Bheki feel? Bheki feels ___. 3. Who does he ask for a bike? He asks ___ for a bike. 4. What kind of bike does Bheki want? Bheki wants a ___ bike. 5. What did Bheki try not to do? Bheki tried not to ___ of the red bike. 				





MONDAY

	LOOK & SAY	tried	wanted	felt	asked	please
	SOUND OUT	team	steam	cream	dream	
		peach	beach	teach	reach	
	★	I see my <u>team</u> . I see my <u>team</u> on the <u>beach</u> . Can you see my <u>team</u> ? Can you see my <u>team</u> on the <u>beach</u> ?				
	READ	I wanted to sleep. I wanted to sleep on the <u>beach</u> . I wanted to have a good <u>dream</u> . I wanted to <u>dream</u> of a <u>peach</u> . I wanted to <u>dream</u> of <u>cream</u> . I wanted to <u>dream</u> of a <u>peach</u> and <u>cream</u> . I asked my mom. I asked if I can sleep on the <u>beach</u> . I told her I wanted to sleep and <u>dream</u> .				

TUESDAY

	WRITE	Copy the  and  words from Monday into your exercise books.				
---	-------	--	--	--	--	--



WEDNESDAY

	LOOK & SAY	tried	wanted	felt	asked	please
	SOUND OUT	team	steam	cream	dream	
		peach	beach	teach	reach	
	★	I see the <u>beach</u> . Can I <u>reach</u> the <u>beach</u> ? Can you see the <u>beach</u> ? Can you <u>reach</u> the <u>beach</u> ?				
	READ	I wanted to <u>teach</u> my dad on the <u>beach</u> . He did not want me to <u>teach</u> him. He did not want me to <u>teach</u> him on the <u>beach</u> . He wanted to sit. He wanted to sit and read on the <u>beach</u> . He wanted to sit and <u>dream</u> on the <u>beach</u> . He wanted to sit on the <u>beach</u> and eat <u>cream</u> .				





THURSDAY

	LOOK & SAY	tried	wanted	felt	asked	please
 	READ					<p>Bheki wanted a bike. Bheki wanted a red bike. Bheki felt sad. He asked his mom and dad. He asked them for a bike. "Please can I have a bike" he asked them. He would <u>dream</u> of a bike. He would <u>dream</u> of a red bike. He tried not to <u>dream</u> of the bike. He tried not to <u>dream</u> of the red bike.</p>




FRIDAY

	LOOK & SAY	tried	wanted	felt	asked	please
	READ & ANSWER	<ol style="list-style-type: none"> 1. Who wants a bike? ___ wants a bike. 2. How does Bheki feel? Bheki feels ___. 3. Who does he ask for a bike? He asks ___ for a bike. 4. What kind of bike does Bheki want? Bheki wants a ___ bike. 5. What did Bheki try not to do? Bheki tried not to ___ of the red bike. 				





MONDAY

	LOOK & SAY	tried	wanted	felt	asked	please
	SOUND OUT	team	steam	cream	dream	
		peach	beach	teach	reach	
	★	I see my <u>team</u> . I see my <u>team</u> on the <u>beach</u> . Can you see my <u>team</u> ? Can you see my <u>team</u> on the <u>beach</u> ?				
	READ	I wanted to sleep. I wanted to sleep on the <u>beach</u> . I wanted to have a good <u>dream</u> . I wanted to <u>dream</u> of a <u>peach</u> . I wanted to <u>dream</u> of <u>cream</u> . I wanted to <u>dream</u> of a <u>peach</u> and <u>cream</u> . I asked my mom. I asked if I can sleep on the <u>beach</u> . I told her I wanted to sleep and <u>dream</u> .				

TUESDAY

	WRITE	Copy the  and  words from Monday into your exercise books.				
---	-------	--	--	--	--	--



WEDNESDAY

	LOOK & SAY	tried	wanted	felt	asked	please
	SOUND OUT	team	steam	cream	dream	
		peach	beach	teach	reach	
	★	I see the <u>beach</u> . Can I <u>reach</u> the <u>beach</u> ? Can you see the <u>beach</u> ? Can you <u>reach</u> the <u>beach</u> ?				
	READ	I wanted to <u>teach</u> my dad on the <u>beach</u> . He did not want me to <u>teach</u> him. He did not want me to <u>teach</u> him on the <u>beach</u> . He wanted to sit. He wanted to sit and read on the <u>beach</u> . He wanted to sit and <u>dream</u> on the <u>beach</u> . He wanted to sit on the <u>beach</u> and eat <u>cream</u> .				





THURSDAY

	LOOK & SAY	tried	wanted	felt	asked	please
 	READ				<p>Bheki wanted a bike. Bheki wanted a red bike. Bheki felt sad. He asked his mom and dad. He asked them for a bike. "Please can I have a bike" he asked them. He would <u>dream</u> of a bike. He would <u>dream</u> of a red bike. He tried not to <u>dream</u> of the bike. He tried not to <u>dream</u> of the red bike.</p>	




FRIDAY

	LOOK & SAY	tried	wanted	felt	asked	please
	READ & ANSWER	<ol style="list-style-type: none"> 1. Who wants a bike? ___ wants a bike. 2. How does Bheki feel? Bheki feels ___. 3. Who does he ask for a bike? He asks ___ for a bike. 4. What kind of bike does Bheki want? Bheki wants a ___ bike. 5. What did Bheki try not to do? Bheki tried not to ___ of the red bike. 				





MONDAY

	LOOK & SAY	tried	wanted	felt	asked	please
	SOUND OUT	team	steam	cream	dream	
		peach	beach	teach	reach	
	★	I see my <u>team</u> . I see my <u>team</u> on the <u>beach</u> . Can you see my <u>team</u> ? Can you see my <u>team</u> on the <u>beach</u> ?				
	READ	I wanted to sleep. I wanted to sleep on the <u>beach</u> . I wanted to have a good <u>dream</u> . I wanted to <u>dream</u> of a <u>peach</u> . I wanted to <u>dream</u> of <u>cream</u> . I wanted to <u>dream</u> of a <u>peach</u> and <u>cream</u> . I asked my mom. I asked if I can sleep on the <u>beach</u> . I told her I wanted to sleep and <u>dream</u> .				

TUESDAY

	WRITE	Copy the  and  words from Monday into your exercise books.				
---	-------	--	--	--	--	--



WEDNESDAY

	LOOK & SAY	tried	wanted	felt	asked	please
	SOUND OUT	team	steam	cream	dream	
		peach	beach	teach	reach	
	★	I see the <u>beach</u> . Can I <u>reach</u> the <u>beach</u> ? Can you see the <u>beach</u> ? Can you <u>reach</u> the <u>beach</u> ?				
	READ	I wanted to <u>teach</u> my dad on the <u>beach</u> . He did not want me to <u>teach</u> him. He did not want me to <u>teach</u> him on the <u>beach</u> . He wanted to sit. He wanted to sit and read on the <u>beach</u> . He wanted to sit and <u>dream</u> on the <u>beach</u> . He wanted to sit on the <u>beach</u> and eat <u>cream</u> .				





THURSDAY

	LOOK & SAY	tried	wanted	felt	asked	please
 	READ				Bheki wanted a bike. Bheki wanted a red bike. Bheki felt sad. He asked his mom and dad. He asked them for a bike. "Please can I have a bike" he asked them. He would <u>dream</u> of a bike. He would <u>dream</u> of a red bike. He tried not to <u>dream</u> of the bike. He tried not to <u>dream</u> of the red bike.	



FRIDAY

	LOOK & SAY	tried	wanted	felt	asked	please
	READ & ANSWER	<ol style="list-style-type: none"> 1. Who wants a bike? ___ wants a bike. 2. How does Bheki feel? Bheki feels ___. 3. Who does he ask for a bike? He asks ___ for a bike. 4. What kind of bike does Bheki want? Bheki wants a ___ bike. 5. What did Bheki try not to do? Bheki tried not to ___ of the red bike. 				





MONDAY

	LOOK & SAY	tried	wanted	felt	asked	please
	SOUND OUT	team	steam	cream	dream	
		peach	beach	teach	reach	
	★	I see my <u>team</u> . I see my <u>team</u> on the <u>beach</u> . Can you see my <u>team</u> ? Can you see my <u>team</u> on the <u>beach</u> ?				
	READ	I wanted to sleep. I wanted to sleep on the <u>beach</u> . I wanted to have a good <u>dream</u> . I wanted to <u>dream</u> of a <u>peach</u> . I wanted to <u>dream</u> of <u>cream</u> . I wanted to <u>dream</u> of a <u>peach</u> and <u>cream</u> . I asked my mom. I asked if I can sleep on the <u>beach</u> . I told her I wanted to sleep and <u>dream</u> .				

TUESDAY

	WRITE	Copy the  and  words from Monday into your exercise books.				
---	-------	--	--	--	--	--



WEDNESDAY

	LOOK & SAY	tried	wanted	felt	asked	please
	SOUND OUT	team	steam	cream	dream	
		peach	beach	teach	reach	
	★	I see the <u>beach</u> . Can I <u>reach</u> the <u>beach</u> ? Can you see the <u>beach</u> ? Can you <u>reach</u> the <u>beach</u> ?				
	READ	I wanted to <u>teach</u> my dad on the <u>beach</u> . He did not want me to <u>teach</u> him. He did not want me to <u>teach</u> him on the <u>beach</u> . He wanted to sit. He wanted to sit and read on the <u>beach</u> . He wanted to sit and <u>dream</u> on the <u>beach</u> . He wanted to sit on the <u>beach</u> and eat <u>cream</u> .				






THURSDAY

	LOOK & SAY	tried	wanted	felt	asked	please
 	READ				Bheki wanted a bike. Bheki wanted a red bike. Bheki felt sad. He asked his mom and dad. He asked them for a bike. "Please can I have a bike" he asked them. He would <u>dream</u> of a bike. He would <u>dream</u> of a red bike. He tried not to <u>dream</u> of the bike. He tried not to <u>dream</u> of the red bike.	



FRIDAY

	LOOK & SAY	tried	wanted	felt	asked	please
	READ & ANSWER	<ol style="list-style-type: none"> 1. Who wants a bike? ___ wants a bike. 2. How does Bheki feel? Bheki feels ___. 3. Who does he ask for a bike? He asks ___ for a bike. 4. What kind of bike does Bheki want? Bheki wants a ___ bike. 5. What did Bheki try not to do? Bheki tried not to ___ of the red bike. 				






MONDAY

	LOOK & SAY	tried	wanted	felt	asked	please
	SOUND OUT	team	steam	cream	dream	
		peach	beach	teach	reach	
	★	I see my <u>team</u> . I see my <u>team</u> on the <u>beach</u> . Can you see my <u>team</u> ? Can you see my <u>team</u> on the <u>beach</u> ?				
 	READ	I wanted to sleep. I wanted to sleep on the <u>beach</u> . I wanted to have a good <u>dream</u> . I wanted to <u>dream</u> of a <u>peach</u> . I wanted to <u>dream</u> of <u>cream</u> . I wanted to <u>dream</u> of a <u>peach</u> and <u>cream</u> . I asked my mom. I asked if I can sleep on the <u>beach</u> . I told her I wanted to sleep and <u>dream</u> .				

TUESDAY

	WRITE	Copy the  and  words from Monday into your exercise books.				
---	-------	--	--	--	--	--



WEDNESDAY

	LOOK & SAY	tried	wanted	felt	asked	please
	SOUND OUT	team	steam	cream	dream	
		peach	beach	teach	reach	
	★	I see the <u>beach</u> . Can I <u>reach</u> the <u>beach</u> ? Can you see the <u>beach</u> ? Can you <u>reach</u> the <u>beach</u> ?				
 	READ	I wanted to <u>teach</u> my dad on the <u>beach</u> . He did not want me to <u>teach</u> him. He did not want me to <u>teach</u> him on the <u>beach</u> . He wanted to sit. He wanted to sit and read on the <u>beach</u> . He wanted to sit and <u>dream</u> on the <u>beach</u> . He wanted to sit on the <u>beach</u> and eat <u>cream</u> .				





THURSDAY

	LOOK & SAY	tried	wanted	felt	asked	please
 	READ					<p>Bheki wanted a bike. Bheki wanted a red bike. Bheki felt sad. He asked his mom and dad. He asked them for a bike. "Please can I have a bike" he asked them. He would <u>dream</u> of a bike. He would <u>dream</u> of a red bike. He tried not to <u>dream</u> of the bike. He tried not to <u>dream</u> of the red bike.</p>




FRIDAY

	LOOK & SAY	tried	wanted	felt	asked	please
	READ & ANSWER	<ol style="list-style-type: none"> 1. Who wants a bike? ___ wants a bike. 2. How does Bheki feel? Bheki feels ___. 3. Who does he ask for a bike? He asks ___ for a bike. 4. What kind of bike does Bheki want? Bheki wants a ___ bike. 5. What did Bheki try not to do? Bheki tried not to ___ of the red bike. 				





MONDAY

	LOOK & SAY	tried	wanted	felt	asked	please
	SOUND OUT	team	steam	cream	dream	
		peach	beach	teach	reach	
	★	I see my <u>team</u> . I see my <u>team</u> on the <u>beach</u> . Can you see my <u>team</u> ? Can you see my <u>team</u> on the <u>beach</u> ?				
	READ	I wanted to sleep. I wanted to sleep on the <u>beach</u> . I wanted to have a good <u>dream</u> . I wanted to <u>dream</u> of a <u>peach</u> . I wanted to <u>dream</u> of <u>cream</u> . I wanted to <u>dream</u> of a <u>peach</u> and <u>cream</u> . I asked my mom. I asked if I can sleep on the <u>beach</u> . I told her I wanted to sleep and <u>dream</u> .				

TUESDAY

	WRITE	Copy the  and  words from Monday into your exercise books.				
---	-------	--	--	--	--	--



WEDNESDAY

	LOOK & SAY	tried	wanted	felt	asked	please
	SOUND OUT	team	steam	cream	dream	
		peach	beach	teach	reach	
	★	I see the <u>beach</u> . Can I <u>reach</u> the <u>beach</u> ? Can you see the <u>beach</u> ? Can you <u>reach</u> the <u>beach</u> ?				
	READ	I wanted to <u>teach</u> my dad on the <u>beach</u> . He did not want me to <u>teach</u> him. He did not want me to <u>teach</u> him on the <u>beach</u> . He wanted to sit. He wanted to sit and read on the <u>beach</u> . He wanted to sit and <u>dream</u> on the <u>beach</u> . He wanted to sit on the <u>beach</u> and eat <u>cream</u> .				






THURSDAY

	LOOK & SAY	tried	wanted	felt	asked	please
 	READ				Bheki wanted a bike. Bheki wanted a red bike. Bheki felt sad. He asked his mom and dad. He asked them for a bike. "Please can I have a bike" he asked them. He would <u>dream</u> of a bike. He would <u>dream</u> of a red bike. He tried not to <u>dream</u> of the bike. He tried not to <u>dream</u> of the red bike.	




FRIDAY

	LOOK & SAY	tried	wanted	felt	asked	please
	READ & ANSWER	<ol style="list-style-type: none"> 1. Who wants a bike? ___ wants a bike. 2. How does Bheki feel? Bheki feels ___. 3. Who does he ask for a bike? He asks ___ for a bike. 4. What kind of bike does Bheki want? Bheki wants a ___ bike. 5. What did Bheki try not to do? Bheki tried not to ___ of the red bike. 				






MONDAY

	LOOK & SAY	tried	wanted	felt	asked	please
	SOUND OUT	team	steam	cream	dream	
		peach	beach	teach	reach	
	★	I see my <u>team</u> . I see my <u>team</u> on the <u>beach</u> . Can you see my <u>team</u> ? Can you see my <u>team</u> on the <u>beach</u> ?				
 	READ	I wanted to sleep. I wanted to sleep on the <u>beach</u> . I wanted to have a good <u>dream</u> . I wanted to <u>dream</u> of a <u>peach</u> . I wanted to <u>dream</u> of <u>cream</u> . I wanted to <u>dream</u> of a <u>peach</u> and <u>cream</u> . I asked my mom. I asked if I can sleep on the <u>beach</u> . I told her I wanted to sleep and <u>dream</u> .				

TUESDAY

	WRITE	Copy the  and  words from Monday into your exercise books.				
---	-------	--	--	--	--	--



WEDNESDAY

	LOOK & SAY	tried	wanted	felt	asked	please
	SOUND OUT	team	steam	cream	dream	
		peach	beach	teach	reach	
	★	I see the <u>beach</u> . Can I <u>reach</u> the <u>beach</u> ? Can you see the <u>beach</u> ? Can you <u>reach</u> the <u>beach</u> ?				
 	READ	I wanted to <u>teach</u> my dad on the <u>beach</u> . He did not want me to <u>teach</u> him. He did not want me to <u>teach</u> him on the <u>beach</u> . He wanted to sit. He wanted to sit and read on the <u>beach</u> . He wanted to sit and <u>dream</u> on the <u>beach</u> . He wanted to sit on the <u>beach</u> and eat <u>cream</u> .				





THURSDAY

	LOOK & SAY	tried	wanted	felt	asked	please
 	READ					<p>Bheki wanted a bike. Bheki wanted a red bike. Bheki felt sad. He asked his mom and dad. He asked them for a bike. "Please can I have a bike" he asked them. He would <u>dream</u> of a bike. He would <u>dream</u> of a red bike. He tried not to <u>dream</u> of the bike. He tried not to <u>dream</u> of the red bike.</p>



FRIDAY

	LOOK & SAY	tried	wanted	felt	asked	please
	READ & ANSWER	<ol style="list-style-type: none"> 1. Who wants a bike? ___ wants a bike. 2. How does Bheki feel? Bheki feels ___. 3. Who does he ask for a bike? He asks ___ for a bike. 4. What kind of bike does Bheki want? Bheki wants a ___ bike. 5. What did Bheki try not to do? Bheki tried not to ___ of the red bike. 				





MONDAY

	LOOK & SAY	tried	wanted	felt	asked	please
	SOUND OUT	team	steam	cream	dream	
		peach	beach	teach	reach	
	★	I see my <u>team</u> . I see my <u>team</u> on the <u>beach</u> . Can you see my <u>team</u> ? Can you see my <u>team</u> on the <u>beach</u> ?				
	READ	I wanted to sleep. I wanted to sleep on the <u>beach</u> . I wanted to have a good <u>dream</u> . I wanted to <u>dream</u> of a <u>peach</u> . I wanted to <u>dream</u> of <u>cream</u> . I wanted to <u>dream</u> of a <u>peach</u> and <u>cream</u> . I asked my mom. I asked if I can sleep on the <u>beach</u> . I told her I wanted to sleep and <u>dream</u> .				

TUESDAY

	WRITE	Copy the  and  words from Monday into your exercise books.				
---	-------	--	--	--	--	--



WEDNESDAY

	LOOK & SAY	tried	wanted	felt	asked	please
	SOUND OUT	team	steam	cream	dream	
		peach	beach	teach	reach	
	★	I see the <u>beach</u> . Can I <u>reach</u> the <u>beach</u> ? Can you see the <u>beach</u> ? Can you <u>reach</u> the <u>beach</u> ?				
	READ	I wanted to <u>teach</u> my dad on the <u>beach</u> . He did not want me to <u>teach</u> him. He did not want me to <u>teach</u> him on the <u>beach</u> . He wanted to sit. He wanted to sit and read on the <u>beach</u> . He wanted to sit and <u>dream</u> on the <u>beach</u> . He wanted to sit on the <u>beach</u> and eat <u>cream</u> .				





THURSDAY

	LOOK & SAY	tried	wanted	felt	asked	please
 	READ				<p>Bheki wanted a bike. Bheki wanted a red bike. Bheki felt sad. He asked his mom and dad. He asked them for a bike. "Please can I have a bike" he asked them. He would <u>dream</u> of a bike. He would <u>dream</u> of a red bike. He tried not to <u>dream</u> of the bike. He tried not to <u>dream</u> of the red bike.</p>	



FRIDAY

	LOOK & SAY	tried	wanted	felt	asked	please
	READ & ANSWER	<ol style="list-style-type: none"> 1. Who wants a bike? ___ wants a bike. 2. How does Bheki feel? Bheki feels ___. 3. Who does he ask for a bike? He asks ___ for a bike. 4. What kind of bike does Bheki want? Bheki wants a ___ bike. 5. What did Bheki try not to do? Bheki tried not to ___ of the red bike. 				





MONDAY

	LOOK & SAY	tried	wanted	felt	asked	please
	SOUND OUT	team	steam	cream	dream	
		peach	beach	teach	reach	
	★	I see my <u>team</u> . I see my <u>team</u> on the <u>beach</u> . Can you see my <u>team</u> ? Can you see my <u>team</u> on the <u>beach</u> ?				
	READ	I wanted to sleep. I wanted to sleep on the <u>beach</u> . I wanted to have a good <u>dream</u> . I wanted to <u>dream</u> of a <u>peach</u> . I wanted to <u>dream</u> of <u>cream</u> . I wanted to <u>dream</u> of a <u>peach</u> and <u>cream</u> . I asked my mom. I asked if I can sleep on the <u>beach</u> . I told her I wanted to sleep and <u>dream</u> .				

TUESDAY

	WRITE	Copy the  and  words from Monday into your exercise books.				
---	-------	--	--	--	--	--



WEDNESDAY

	LOOK & SAY	tried	wanted	felt	asked	please
	SOUND OUT	team	steam	cream	dream	
		peach	beach	teach	reach	
	★	I see the <u>beach</u> . Can I <u>reach</u> the <u>beach</u> ? Can you see the <u>beach</u> ? Can you <u>reach</u> the <u>beach</u> ?				
	READ	I wanted to <u>teach</u> my dad on the <u>beach</u> . He did not want me to <u>teach</u> him. He did not want me to <u>teach</u> him on the <u>beach</u> . He wanted to sit. He wanted to sit and read on the <u>beach</u> . He wanted to sit and <u>dream</u> on the <u>beach</u> . He wanted to sit on the <u>beach</u> and eat <u>cream</u> .				





THURSDAY

	LOOK & SAY	tried	wanted	felt	asked	please
 	READ					<p>Bheki wanted a bike. Bheki wanted a red bike. Bheki felt sad. He asked his mom and dad. He asked them for a bike. "Please can I have a bike" he asked them. He would <u>dream</u> of a bike. He would <u>dream</u> of a red bike. He tried not to <u>dream</u> of the bike. He tried not to <u>dream</u> of the red bike.</p>




FRIDAY

	LOOK & SAY	tried	wanted	felt	asked	please
	READ & ANSWER	<ol style="list-style-type: none"> 1. Who wants a bike? ___ wants a bike. 2. How does Bheki feel? Bheki feels ___. 3. Who does he ask for a bike? He asks ___ for a bike. 4. What kind of bike does Bheki want? Bheki wants a ___ bike. 5. What did Bheki try not to do? Bheki tried not to ___ of the red bike. 				





MONDAY

	LOOK & SAY	tried	wanted	felt	asked	please
	SOUND OUT	team	steam	cream	dream	
		peach	beach	teach	reach	
	★	I see my <u>team</u> . I see my <u>team</u> on the <u>beach</u> . Can you see my <u>team</u> ? Can you see my <u>team</u> on the <u>beach</u> ?				
	READ	I wanted to sleep. I wanted to sleep on the <u>beach</u> . I wanted to have a good <u>dream</u> . I wanted to <u>dream</u> of a <u>peach</u> . I wanted to <u>dream</u> of <u>cream</u> . I wanted to <u>dream</u> of a <u>peach</u> and <u>cream</u> . I asked my mom. I asked if I can sleep on the <u>beach</u> . I told her I wanted to sleep and <u>dream</u> .				

TUESDAY

	WRITE	Copy the  and  words from Monday into your exercise books.				
---	-------	--	--	--	--	--



WEDNESDAY

	LOOK & SAY	tried	wanted	felt	asked	please
	SOUND OUT	team	steam	cream	dream	
		peach	beach	teach	reach	
	★	I see the <u>beach</u> . Can I <u>reach</u> the <u>beach</u> ? Can you see the <u>beach</u> ? Can you <u>reach</u> the <u>beach</u> ?				
	READ	I wanted to <u>teach</u> my dad on the <u>beach</u> . He did not want me to <u>teach</u> him. He did not want me to <u>teach</u> him on the <u>beach</u> . He wanted to sit. He wanted to sit and read on the <u>beach</u> . He wanted to sit and <u>dream</u> on the <u>beach</u> . He wanted to sit on the <u>beach</u> and eat <u>cream</u> .				





THURSDAY

	LOOK & SAY	tried	wanted	felt	asked	please
 	READ				<p>Bheki wanted a bike. Bheki wanted a red bike. Bheki felt sad. He asked his mom and dad. He asked them for a bike. "Please can I have a bike" he asked them. He would <u>dream</u> of a bike. He would <u>dream</u> of a red bike. He tried not to <u>dream</u> of the bike. He tried not to <u>dream</u> of the red bike.</p>	




FRIDAY

	LOOK & SAY	tried	wanted	felt	asked	please
	READ & ANSWER	<ol style="list-style-type: none"> 1. Who wants a bike? ___ wants a bike. 2. How does Bheki feel? Bheki feels ___. 3. Who does he ask for a bike? He asks ___ for a bike. 4. What kind of bike does Bheki want? Bheki wants a ___ bike. 5. What did Bheki try not to do? Bheki tried not to ___ of the red bike. 				





MONDAY

	LOOK & SAY	tried	wanted	felt	asked	please
	SOUND OUT	team	steam	cream	dream	
		peach	beach	teach	reach	
	★	I see my <u>team</u> . I see my <u>team</u> on the <u>beach</u> . Can you see my <u>team</u> ? Can you see my <u>team</u> on the <u>beach</u> ?				
	READ	I wanted to sleep. I wanted to sleep on the <u>beach</u> . I wanted to have a good <u>dream</u> . I wanted to <u>dream</u> of a <u>peach</u> . I wanted to <u>dream</u> of <u>cream</u> . I wanted to <u>dream</u> of a <u>peach</u> and <u>cream</u> . I asked my mom. I asked if I can sleep on the <u>beach</u> . I told her I wanted to sleep and <u>dream</u> .				

TUESDAY

	WRITE	Copy the  and  words from Monday into your exercise books.				
---	-------	--	--	--	--	--



WEDNESDAY

	LOOK & SAY	tried	wanted	felt	asked	please
	SOUND OUT	team	steam	cream	dream	
		peach	beach	teach	reach	
	★	I see the <u>beach</u> . Can I <u>reach</u> the <u>beach</u> ? Can you see the <u>beach</u> ? Can you <u>reach</u> the <u>beach</u> ?				
	READ	I wanted to <u>teach</u> my dad on the <u>beach</u> . He did not want me to <u>teach</u> him. He did not want me to <u>teach</u> him on the <u>beach</u> . He wanted to sit. He wanted to sit and read on the <u>beach</u> . He wanted to sit and <u>dream</u> on the <u>beach</u> . He wanted to sit on the <u>beach</u> and eat <u>cream</u> .				





THURSDAY

	LOOK & SAY	tried	wanted	felt	asked	please
 	READ				<p>Bheki wanted a bike. Bheki wanted a red bike. Bheki felt sad. He asked his mom and dad. He asked them for a bike. "Please can I have a bike" he asked them. He would <u>dream</u> of a bike. He would <u>dream</u> of a red bike. He tried not to <u>dream</u> of the bike. He tried not to <u>dream</u> of the red bike.</p>	



FRIDAY

	LOOK & SAY	tried	wanted	felt	asked	please
	READ & ANSWER	<ol style="list-style-type: none"> 1. Who wants a bike? ___ wants a bike. 2. How does Bheki feel? Bheki feels ___. 3. Who does he ask for a bike? He asks ___ for a bike. 4. What kind of bike does Bheki want? Bheki wants a ___ bike. 5. What did Bheki try not to do? Bheki tried not to ___ of the red bike. 				





MONDAY

	LOOK & SAY	tried	wanted	felt	asked	please
	SOUND OUT	team	steam	cream	dream	
		peach	beach	teach	reach	
	★	I see my <u>team</u> . I see my <u>team</u> on the <u>beach</u> . Can you see my <u>team</u> ? Can you see my <u>team</u> on the <u>beach</u> ?				
	READ	I wanted to sleep. I wanted to sleep on the <u>beach</u> . I wanted to have a good <u>dream</u> . I wanted to <u>dream</u> of a <u>peach</u> . I wanted to <u>dream</u> of <u>cream</u> . I wanted to <u>dream</u> of a <u>peach</u> and <u>cream</u> . I asked my mom. I asked if I can sleep on the <u>beach</u> . I told her I wanted to sleep and <u>dream</u> .				

TUESDAY

	WRITE	Copy the  and  words from Monday into your exercise books.				
---	-------	--	--	--	--	--



WEDNESDAY

	LOOK & SAY	tried	wanted	felt	asked	please
	SOUND OUT	team	steam	cream	dream	
		peach	beach	teach	reach	
	★	I see the <u>beach</u> . Can I <u>reach</u> the <u>beach</u> ? Can you see the <u>beach</u> ? Can you <u>reach</u> the <u>beach</u> ?				
	READ	I wanted to <u>teach</u> my dad on the <u>beach</u> . He did not want me to <u>teach</u> him. He did not want me to <u>teach</u> him on the <u>beach</u> . He wanted to sit. He wanted to sit and read on the <u>beach</u> . He wanted to sit and <u>dream</u> on the <u>beach</u> . He wanted to sit on the <u>beach</u> and eat <u>cream</u> .				





THURSDAY

	LOOK & SAY	tried	wanted	felt	asked	please
 	READ				<p>Bheki wanted a bike. Bheki wanted a red bike. Bheki felt sad. He asked his mom and dad. He asked them for a bike. "Please can I have a bike" he asked them. He would <u>dream</u> of a bike. He would <u>dream</u> of a red bike. He tried not to <u>dream</u> of the bike. He tried not to <u>dream</u> of the red bike.</p>	



FRIDAY

	LOOK & SAY	tried	wanted	felt	asked	please
	READ & ANSWER	<ol style="list-style-type: none"> 1. Who wants a bike? ___ wants a bike. 2. How does Bheki feel? Bheki feels ___. 3. Who does he ask for a bike? He asks ___ for a bike. 4. What kind of bike does Bheki want? Bheki wants a ___ bike. 5. What did Bheki try not to do? Bheki tried not to ___ of the red bike. 				





MONDAY

	LOOK & SAY	tried	wanted	felt	asked	please
	SOUND OUT	team	steam	cream	dream	
		peach	beach	teach	reach	
	★	I see my <u>team</u> . I see my <u>team</u> on the <u>beach</u> . Can you see my <u>team</u> ? Can you see my <u>team</u> on the <u>beach</u> ?				
	READ	I wanted to sleep. I wanted to sleep on the <u>beach</u> . I wanted to have a good <u>dream</u> . I wanted to <u>dream</u> of a <u>peach</u> . I wanted to <u>dream</u> of <u>cream</u> . I wanted to <u>dream</u> of a <u>peach</u> and <u>cream</u> . I asked my mom. I asked if I can sleep on the <u>beach</u> . I told her I wanted to sleep and <u>dream</u> .				

TUESDAY

	WRITE	Copy the  and  words from Monday into your exercise books.				
---	-------	--	--	--	--	--



WEDNESDAY

	LOOK & SAY	tried	wanted	felt	asked	please
	SOUND OUT	team	steam	cream	dream	
		peach	beach	teach	reach	
	★	I see the <u>beach</u> . Can I <u>reach</u> the <u>beach</u> ? Can you see the <u>beach</u> ? Can you <u>reach</u> the <u>beach</u> ?				
	READ	I wanted to <u>teach</u> my dad on the <u>beach</u> . He did not want me to <u>teach</u> him. He did not want me to <u>teach</u> him on the <u>beach</u> . He wanted to sit. He wanted to sit and read on the <u>beach</u> . He wanted to sit and <u>dream</u> on the <u>beach</u> . He wanted to sit on the <u>beach</u> and eat <u>cream</u> .				





THURSDAY

	LOOK & SAY	tried	wanted	felt	asked	please
 	READ					<p>Bheki wanted a bike. Bheki wanted a red bike. Bheki felt sad. He asked his mom and dad. He asked them for a bike. "Please can I have a bike" he asked them. He would <u>dream</u> of a bike. He would <u>dream</u> of a red bike. He tried not to <u>dream</u> of the bike. He tried not to <u>dream</u> of the red bike.</p>




FRIDAY

	LOOK & SAY	tried	wanted	felt	asked	please
	READ & ANSWER	<ol style="list-style-type: none"> 1. Who wants a bike? ___ wants a bike. 2. How does Bheki feel? Bheki feels ___. 3. Who does he ask for a bike? He asks ___ for a bike. 4. What kind of bike does Bheki want? Bheki wants a ___ bike. 5. What did Bheki try not to do? Bheki tried not to ___ of the red bike. 				





MONDAY

	LOOK & SAY	helped	friend	couldn't	fell	again
	SOUND OUT	smug	smart	smash	smashed	
		smell	smelling	smelled	smelly	
	★	I fell. My friend helped me. I fell again. My friend helped me again.				
	READ	My friend helped me. My friend is <u>smart</u> . My friend will help me again. I need to <u>smash</u> my mug. Will my friend help me <u>smash</u> my mug? My friend is <u>smart</u> . He will not help me. I <u>smashed</u> my mug. My friend did not help me. My friend did not help me again. I am sad.				





TUESDAY

	WRITE	Copy the  and  words from Monday into your exercise books.				
---	-------	--	--	--	--	--



WEDNESDAY

	LOOK & SAY	helped	friend	couldn't	fell	again
	SOUND OUT	smug	smart	smash	smashed	
		smell	smelling	smelled	smelly	
	★	I am <u>smart</u> . My friend is <u>smart</u> . We are <u>smart</u> . We are not <u>smug</u> .				
	READ	I <u>smell</u> a dog. Can you <u>smell</u> a dog? The dog is <u>smelly</u> . I can <u>smell</u> a <u>smelly</u> dog. Can you <u>smell</u> a <u>smelly</u> dog? The <u>smelly</u> dog is <u>smelling</u> my friend. Can you see the <u>smelly</u> dog <u>smelling</u> my friend? Will the <u>smelly</u> dog <u>smell</u> me? I do not want the <u>smelly</u> dog to <u>smell</u> me.				





THURSDAY

	LOOK & SAY	helped	friend	couldn't	fell	again
 	READ	<div style="display: flex; align-items: center;">  <div style="margin-left: 20px;"> <p>Bheki needs help. He fell again and again. He was sad. He couldn't ride his bike. Jane helped Bheki. Jane is Bheki's friend. Jane helped Bheki. Jane helped Bheki so he couldn't fall. She helped to teach him to ride. Bheki could ride his bike. Jane helped Bheki. Jane helped Bheki to ride his bike.</p> </div> </div>				




FRIDAY

	LOOK & SAY	helped	friend	couldn't	fell	again
	READ & ANSWER	<ol style="list-style-type: none"> 1. Who needs help? ___ needs help. 2. When did Bheki fall? He fell ___ and ___. 3. Who helped Bheki? ___ helped Bheki. 4. Who is Jane? Jane is Bheki's ___. 5. What did Jane teach Bheki? Jane taught Bheki ___. 				





MONDAY

	LOOK & SAY	helped	friend	couldn't	fell	again
	SOUND OUT	smug	smart	smash	smashed	
		smell	smelling	smelled	smelly	
	★	I fell. My friend helped me. I fell again. My friend helped me again.				
	READ	My friend helped me. My friend is <u>smart</u> . My friend will help me again. I need to <u>smash</u> my mug. Will my friend help me <u>smash</u> my mug? My friend is <u>smart</u> . He will not help me. I <u>smashed</u> my mug. My friend did not help me. My friend did not help me again. I am sad.				





TUESDAY

	WRITE	Copy the  and  words from Monday into your exercise books.				
---	-------	--	--	--	--	--



WEDNESDAY

	LOOK & SAY	helped	friend	couldn't	fell	again
	SOUND OUT	smug	smart	smash	smashed	
		smell	smelling	smelled	smelly	
	★	I am <u>smart</u> . My friend is <u>smart</u> . We are <u>smart</u> . We are not <u>smug</u> .				
	READ	I <u>smell</u> a dog. Can you <u>smell</u> a dog? The dog is <u>smelly</u> . I can <u>smell</u> a <u>smelly</u> dog. Can you <u>smell</u> a <u>smelly</u> dog? The <u>smelly</u> dog is <u>smelling</u> my friend. Can you see the <u>smelly</u> dog <u>smelling</u> my friend? Will the <u>smelly</u> dog <u>smell</u> me? I do not want the <u>smelly</u> dog to <u>smell</u> me.				





THURSDAY

	LOOK & SAY	helped	friend	couldn't	fell	again
 	READ	<div style="display: flex; align-items: center;">  <div style="margin-left: 20px;"> <p>Bheki needs help. He fell again and again. He was sad. He couldn't ride his bike. Jane helped Bheki. Jane is Bheki's friend. Jane helped Bheki. Jane helped Bheki so he couldn't fall. She helped to teach him to ride. Bheki could ride his bike. Jane helped Bheki. Jane helped Bheki to ride his bike.</p> </div> </div>				




FRIDAY

	LOOK & SAY	helped	friend	couldn't	fell	again
	READ & ANSWER	<ol style="list-style-type: none"> 1. Who needs help? ___ needs help. 2. When did Bheki fall? He fell ___ and ___. 3. Who helped Bheki? ___ helped Bheki. 4. Who is Jane? Jane is Bheki's ___. 5. What did Jane teach Bheki? Jane taught Bheki ___. 				





MONDAY

	LOOK & SAY	helped	friend	couldn't	fell	again
	SOUND OUT	smug	smart	smash	smashed	
		smell	smelling	smelled	smelly	
	★	I fell. My friend helped me. I fell again. My friend helped me again.				
	READ	My friend helped me. My friend is <u>smart</u> . My friend will help me again. I need to <u>smash</u> my mug. Will my friend help me <u>smash</u> my mug? My friend is <u>smart</u> . He will not help me. I <u>smashed</u> my mug. My friend did not help me. My friend did not help me again. I am sad.				





TUESDAY

	WRITE	Copy the  and  words from Monday into your exercise books.				
---	-------	--	--	--	--	--



WEDNESDAY

	LOOK & SAY	helped	friend	couldn't	fell	again
	SOUND OUT	smug	smart	smash	smashed	
		smell	smelling	smelled	smelly	
	★	I am <u>smart</u> . My friend is <u>smart</u> . We are <u>smart</u> . We are not <u>smug</u> .				
	READ	I <u>smell</u> a dog. Can you <u>smell</u> a dog? The dog is <u>smelly</u> . I can <u>smell</u> a <u>smelly</u> dog. Can you <u>smell</u> a <u>smelly</u> dog? The <u>smelly</u> dog is <u>smelling</u> my friend. Can you see the <u>smelly</u> dog <u>smelling</u> my friend? Will the <u>smelly</u> dog <u>smell</u> me? I do not want the <u>smelly</u> dog to <u>smell</u> me.				





THURSDAY

	LOOK & SAY	helped	friend	couldn't	fell	again
 	READ	 <p>Bheki needs help. He fell again and again. He was sad. He couldn't ride his bike. Jane helped Bheki. Jane is Bheki's friend. Jane helped Bheki. Jane helped Bheki so he couldn't fall. She helped to teach him to ride. Bheki could ride his bike. Jane helped Bheki. Jane helped Bheki to ride his bike.</p>				




FRIDAY

	LOOK & SAY	helped	friend	couldn't	fell	again
	READ & ANSWER	<ol style="list-style-type: none"> 1. Who needs help? ___ needs help. 2. When did Bheki fall? He fell ___ and ___. 3. Who helped Bheki? ___ helped Bheki. 4. Who is Jane? Jane is Bheki's ___. 5. What did Jane teach Bheki? Jane taught Bheki ___. 				





MONDAY

	LOOK & SAY	helped	friend	couldn't	fell	again
	SOUND OUT	smug	smart	smash	smashed	
		smell	smelling	smelled	smelly	
	★	I fell. My friend helped me. I fell again. My friend helped me again.				
	READ	My friend helped me. My friend is <u>smart</u> . My friend will help me again. I need to <u>smash</u> my mug. Will my friend help me <u>smash</u> my mug? My friend is <u>smart</u> . He will not help me. I <u>smashed</u> my mug. My friend did not help me. My friend did not help me again. I am sad.				





TUESDAY

	WRITE	Copy the  and  words from Monday into your exercise books.				
---	-------	--	--	--	--	--



WEDNESDAY

	LOOK & SAY	helped	friend	couldn't	fell	again
	SOUND OUT	smug	smart	smash	smashed	
		smell	smelling	smelled	smelly	
	★	I am <u>smart</u> . My friend is <u>smart</u> . We are <u>smart</u> . We are not <u>smug</u> .				
	READ	I <u>smell</u> a dog. Can you <u>smell</u> a dog? The dog is <u>smelly</u> . I can <u>smell</u> a <u>smelly</u> dog. Can you <u>smell</u> a <u>smelly</u> dog? The <u>smelly</u> dog is <u>smelling</u> my friend. Can you see the <u>smelly</u> dog <u>smelling</u> my friend? Will the <u>smelly</u> dog <u>smell</u> me? I do not want the <u>smelly</u> dog to <u>smell</u> me.				





THURSDAY

	LOOK & SAY	helped	friend	couldn't	fell	again
 	READ	 <p>Bheki needs help. He fell again and again. He was sad. He couldn't ride his bike. Jane helped Bheki. Jane is Bheki's friend. Jane helped Bheki. Jane helped Bheki so he couldn't fall. She helped to teach him to ride. Bheki could ride his bike. Jane helped Bheki. Jane helped Bheki to ride his bike.</p>				




FRIDAY

	LOOK & SAY	helped	friend	couldn't	fell	again
	READ & ANSWER	<ol style="list-style-type: none"> 1. Who needs help? ___ needs help. 2. When did Bheki fall? He fell ___ and ___. 3. Who helped Bheki? ___ helped Bheki. 4. Who is Jane? Jane is Bheki's ___. 5. What did Jane teach Bheki? Jane taught Bheki ___. 				





MONDAY

	LOOK & SAY	helped	friend	couldn't	fell	again
	SOUND OUT	smug	smart	smash	smashed	
		smell	smelling	smelled	smelly	
	★	I fell. My friend helped me. I fell again. My friend helped me again.				
	READ	My friend helped me. My friend is <u>smart</u> . My friend will help me again. I need to <u>smash</u> my mug. Will my friend help me <u>smash</u> my mug? My friend is <u>smart</u> . He will not help me. I <u>smashed</u> my mug. My friend did not help me. My friend did not help me again. I am sad.				




TUESDAY

	WRITE	Copy the  and  words from Monday into your exercise books.				
---	-------	--	--	--	--	--



WEDNESDAY

	LOOK & SAY	helped	friend	couldn't	fell	again
	SOUND OUT	smug	smart	smash	smashed	
		smell	smelling	smelled	smelly	
	★	I am <u>smart</u> . My friend is <u>smart</u> . We are <u>smart</u> . We are not <u>smug</u> .				
	READ	I <u>smell</u> a dog. Can you <u>smell</u> a dog? The dog is <u>smelly</u> . I can <u>smell</u> a <u>smelly</u> dog. Can you <u>smell</u> a <u>smelly</u> dog? The <u>smelly</u> dog is <u>smelling</u> my friend. Can you see the <u>smelly</u> dog <u>smelling</u> my friend? Will the <u>smelly</u> dog <u>smell</u> me? I do not want the <u>smelly</u> dog to <u>smell</u> me.				





THURSDAY

	LOOK & SAY	helped	friend	couldn't	fell	again
 	READ	<div data-bbox="478 414 917 840" data-label="Image"> </div> <p data-bbox="957 436 1460 929">Bheki needs help. He fell again and again. He was sad. He couldn't ride his bike. Jane helped Bheki. Jane is Bheki's friend. Jane helped Bheki. Jane helped Bheki so he couldn't fall. She helped to teach him to ride. Bheki</p> <p data-bbox="422 940 1460 1041">could ride his bike. Jane helped Bheki. Jane helped Bheki to ride his bike.</p>				




FRIDAY

	LOOK & SAY	helped	friend	couldn't	fell	again
	READ & ANSWER	<ol style="list-style-type: none"> 1. Who needs help? ___ needs help. 2. When did Bheki fall? He fell ___ and ___. 3. Who helped Bheki? ___ helped Bheki. 4. Who is Jane? Jane is Bheki's ___. 5. What did Jane teach Bheki? Jane taught Bheki ___. 				





MONDAY

	LOOK & SAY	helped	friend	couldn't	fell	again
	SOUND OUT	smug	smart	smash	smashed	
		smell	smelling	smelled	smelly	
	★	I fell. My friend helped me. I fell again. My friend helped me again.				
	READ	My friend helped me. My friend is <u>smart</u> . My friend will help me again. I need to <u>smash</u> my mug. Will my friend help me <u>smash</u> my mug? My friend is <u>smart</u> . He will not help me. I <u>smashed</u> my mug. My friend did not help me. My friend did not help me again. I am sad.				





TUESDAY

	WRITE	Copy the  and  words from Monday into your exercise books.				
---	-------	--	--	--	--	--



WEDNESDAY

	LOOK & SAY	helped	friend	couldn't	fell	again
	SOUND OUT	smug	smart	smash	smashed	
		smell	smelling	smelled	smelly	
	★	I am <u>smart</u> . My friend is <u>smart</u> . We are <u>smart</u> . We are not <u>smug</u> .				
	READ	I <u>smell</u> a dog. Can you <u>smell</u> a dog? The dog is <u>smelly</u> . I can <u>smell</u> a <u>smelly</u> dog. Can you <u>smell</u> a <u>smelly</u> dog? The <u>smelly</u> dog is <u>smelling</u> my friend. Can you see the <u>smelly</u> dog <u>smelling</u> my friend? Will the <u>smelly</u> dog <u>smell</u> me? I do not want the <u>smelly</u> dog to <u>smell</u> me.				





THURSDAY

	LOOK & SAY	helped	friend	couldn't	fell	again
 	READ	 <p>Bheki needs help. He fell again and again. He was sad. He couldn't ride his bike. Jane helped Bheki. Jane is Bheki's friend. Jane helped Bheki. Jane helped Bheki so he couldn't fall. She helped to teach him to ride. Bheki could ride his bike. Jane helped Bheki. Jane helped Bheki to ride his bike.</p>				




FRIDAY

	LOOK & SAY	helped	friend	couldn't	fell	again
	READ & ANSWER	<ol style="list-style-type: none"> 1. Who needs help? ___ needs help. 2. When did Bheki fall? He fell ___ and ___. 3. Who helped Bheki? ___ helped Bheki. 4. Who is Jane? Jane is Bheki's ___. 5. What did Jane teach Bheki? Jane taught Bheki ___. 				





MONDAY

	LOOK & SAY	helped	friend	couldn't	fell	again
	SOUND OUT	smug	smart	smash	smashed	
		smell	smelling	smelled	smelly	
	★	I fell. My friend helped me. I fell again. My friend helped me again.				
	READ	My friend helped me. My friend is <u>smart</u> . My friend will help me again. I need to <u>smash</u> my mug. Will my friend help me <u>smash</u> my mug? My friend is <u>smart</u> . He will not help me. I <u>smashed</u> my mug. My friend did not help me. My friend did not help me again. I am sad.				





TUESDAY

	WRITE	Copy the  and  words from Monday into your exercise books.				
---	-------	--	--	--	--	--



WEDNESDAY

	LOOK & SAY	helped	friend	couldn't	fell	again
	SOUND OUT	smug	smart	smash	smashed	
		smell	smelling	smelled	smelly	
	★	I am <u>smart</u> . My friend is <u>smart</u> . We are <u>smart</u> . We are not <u>smug</u> .				
	READ	I <u>smell</u> a dog. Can you <u>smell</u> a dog? The dog is <u>smelly</u> . I can <u>smell</u> a <u>smelly</u> dog. Can you <u>smell</u> a <u>smelly</u> dog? The <u>smelly</u> dog is <u>smelling</u> my friend. Can you see the <u>smelly</u> dog <u>smelling</u> my friend? Will the <u>smelly</u> dog <u>smell</u> me? I do not want the <u>smelly</u> dog to <u>smell</u> me.				





THURSDAY

	LOOK & SAY	helped	friend	couldn't	fell	again
 	READ	 <p>Bheki needs help. He fell again and again. He was sad. He couldn't ride his bike. Jane helped Bheki. Jane is Bheki's friend. Jane helped Bheki. Jane helped Bheki so he couldn't fall. She helped to teach him to ride. Bheki could ride his bike. Jane helped Bheki. Jane helped Bheki to ride his bike.</p>				




FRIDAY

	LOOK & SAY	helped	friend	couldn't	fell	again
	READ & ANSWER	<ol style="list-style-type: none"> 1. Who needs help? ___ needs help. 2. When did Bheki fall? He fell ___ and ___. 3. Who helped Bheki? ___ helped Bheki. 4. Who is Jane? Jane is Bheki's ___. 5. What did Jane teach Bheki? Jane taught Bheki ___. 				





MONDAY

	LOOK & SAY	helped	friend	couldn't	fell	again
	SOUND OUT	smug	smart	smash	smashed	
		smell	smelling	smelled	smelly	
	★	I fell. My friend helped me. I fell again. My friend helped me again.				
	READ	My friend helped me. My friend is <u>smart</u> . My friend will help me again. I need to <u>smash</u> my mug. Will my friend help me <u>smash</u> my mug? My friend is <u>smart</u> . He will not help me. I <u>smashed</u> my mug. My friend did not help me. My friend did not help me again. I am sad.				





TUESDAY

	WRITE	Copy the  and  words from Monday into your exercise books.				
---	-------	--	--	--	--	--



WEDNESDAY

	LOOK & SAY	helped	friend	couldn't	fell	again
	SOUND OUT	smug	smart	smash	smashed	
		smell	smelling	smelled	smelly	
	★	I am <u>smart</u> . My friend is <u>smart</u> . We are <u>smart</u> . We are not <u>smug</u> .				
	READ	I <u>smell</u> a dog. Can you <u>smell</u> a dog? The dog is <u>smelly</u> . I can <u>smell</u> a <u>smelly</u> dog. Can you <u>smell</u> a <u>smelly</u> dog? The <u>smelly</u> dog is <u>smelling</u> my friend. Can you see the <u>smelly</u> dog <u>smelling</u> my friend? Will the <u>smelly</u> dog <u>smell</u> me? I do not want the <u>smelly</u> dog to <u>smell</u> me.				





THURSDAY

	LOOK & SAY	helped	friend	couldn't	fell	again
 	READ	 <p>Bheki needs help. He fell again and again. He was sad. He couldn't ride his bike. Jane helped Bheki. Jane is Bheki's friend. Jane helped Bheki. Jane helped Bheki so he couldn't fall. She helped to teach him to ride. Bheki could ride his bike. Jane helped Bheki. Jane helped Bheki to ride his bike.</p>				




FRIDAY

	LOOK & SAY	helped	friend	couldn't	fell	again
	READ & ANSWER	<ol style="list-style-type: none"> 1. Who needs help? ___ needs help. 2. When did Bheki fall? He fell ___ and ___. 3. Who helped Bheki? ___ helped Bheki. 4. Who is Jane? Jane is Bheki's ___. 5. What did Jane teach Bheki? Jane taught Bheki ___. 				





MONDAY

	LOOK & SAY	helped	friend	couldn't	fell	again
	SOUND OUT	smug	smart	smash	smashed	
		smell	smelling	smelled	smelly	
	★	I fell. My friend helped me. I fell again. My friend helped me again.				
	READ	My friend helped me. My friend is <u>smart</u> . My friend will help me again. I need to <u>smash</u> my mug. Will my friend help me <u>smash</u> my mug? My friend is <u>smart</u> . He will not help me. I <u>smashed</u> my mug. My friend did not help me. My friend did not help me again. I am sad.				





TUESDAY

	WRITE	Copy the  and  words from Monday into your exercise books.				
---	-------	--	--	--	--	--



WEDNESDAY

	LOOK & SAY	helped	friend	couldn't	fell	again
	SOUND OUT	smug	smart	smash	smashed	
		smell	smelling	smelled	smelly	
	★	I am <u>smart</u> . My friend is <u>smart</u> . We are <u>smart</u> . We are not <u>smug</u> .				
	READ	I <u>smell</u> a dog. Can you <u>smell</u> a dog? The dog is <u>smelly</u> . I can <u>smell</u> a <u>smelly</u> dog. Can you <u>smell</u> a <u>smelly</u> dog? The <u>smelly</u> dog is <u>smelling</u> my friend. Can you see the <u>smelly</u> dog <u>smelling</u> my friend? Will the <u>smelly</u> dog <u>smell</u> me? I do not want the <u>smelly</u> dog to <u>smell</u> me.				





THURSDAY

	LOOK & SAY	helped	friend	couldn't	fell	again
 	READ	 <p>Bheki needs help. He fell again and again. He was sad. He couldn't ride his bike. Jane helped Bheki. Jane is Bheki's friend. Jane helped Bheki. Jane helped Bheki so he couldn't fall. She helped to teach him to ride. Bheki could ride his bike. Jane helped Bheki. Jane helped Bheki to ride his bike.</p>				




FRIDAY

	LOOK & SAY	helped	friend	couldn't	fell	again
	READ & ANSWER	<ol style="list-style-type: none"> 1. Who needs help? ___ needs help. 2. When did Bheki fall? He fell ___ and ___. 3. Who helped Bheki? ___ helped Bheki. 4. Who is Jane? Jane is Bheki's ___. 5. What did Jane teach Bheki? Jane taught Bheki ___. 				





MONDAY

	LOOK & SAY	helped	friend	couldn't	fell	again
	SOUND OUT	smug	smart	smash	smashed	
		smell	smelling	smelled	smelly	
	★	I fell. My friend helped me. I fell again. My friend helped me again.				
	READ	My friend helped me. My friend is <u>smart</u> . My friend will help me again. I need to <u>smash</u> my mug. Will my friend help me <u>smash</u> my mug? My friend is <u>smart</u> . He will not help me. I <u>smashed</u> my mug. My friend did not help me. My friend did not help me again. I am sad.				





TUESDAY

	WRITE	Copy the  and  words from Monday into your exercise books.				
---	-------	--	--	--	--	--



WEDNESDAY

	LOOK & SAY	helped	friend	couldn't	fell	again
	SOUND OUT	smug	smart	smash	smashed	
		smell	smelling	smelled	smelly	
	★	I am <u>smart</u> . My friend is <u>smart</u> . We are <u>smart</u> . We are not <u>smug</u> .				
	READ	I <u>smell</u> a dog. Can you <u>smell</u> a dog? The dog is <u>smelly</u> . I can <u>smell</u> a <u>smelly</u> dog. Can you <u>smell</u> a <u>smelly</u> dog? The <u>smelly</u> dog is <u>smelling</u> my friend. Can you see the <u>smelly</u> dog <u>smelling</u> my friend? Will the <u>smelly</u> dog <u>smell</u> me? I do not want the <u>smelly</u> dog to <u>smell</u> me.				





THURSDAY

	LOOK & SAY	helped	friend	couldn't	fell	again
 	READ	<div style="display: flex; align-items: center;">  <div style="margin-left: 20px;"> <p>Bheki needs help. He fell again and again. He was sad. He couldn't ride his bike. Jane helped Bheki. Jane is Bheki's friend. Jane helped Bheki. Jane helped Bheki so he couldn't fall. She helped to teach him to ride. Bheki could ride his bike. Jane helped Bheki. Jane helped Bheki to ride his bike.</p> </div> </div>				




FRIDAY

	LOOK & SAY	helped	friend	couldn't	fell	again
	READ & ANSWER	<ol style="list-style-type: none"> 1. Who needs help? ___ needs help. 2. When did Bheki fall? He fell ___ and ___. 3. Who helped Bheki? ___ helped Bheki. 4. Who is Jane? Jane is Bheki's ___. 5. What did Jane teach Bheki? Jane taught Bheki ___. 				





MONDAY

	LOOK & SAY	helped	friend	couldn't	fell	again
	SOUND OUT	smug	smart	smash	smashed	
		smell	smelling	smelled	smelly	
	★	I fell. My friend helped me. I fell again. My friend helped me again.				
	READ	My friend helped me. My friend is <u>smart</u> . My friend will help me again. I need to <u>smash</u> my mug. Will my friend help me <u>smash</u> my mug? My friend is <u>smart</u> . He will not help me. I <u>smashed</u> my mug. My friend did not help me. My friend did not help me again. I am sad.				





TUESDAY

	WRITE	Copy the  and  words from Monday into your exercise books.				
---	-------	--	--	--	--	--



WEDNESDAY

	LOOK & SAY	helped	friend	couldn't	fell	again
	SOUND OUT	smug	smart	smash	smashed	
		smell	smelling	smelled	smelly	
	★	I am <u>smart</u> . My friend is <u>smart</u> . We are <u>smart</u> . We are not <u>smug</u> .				
	READ	I <u>smell</u> a dog. Can you <u>smell</u> a dog? The dog is <u>smelly</u> . I can <u>smell</u> a <u>smelly</u> dog. Can you <u>smell</u> a <u>smelly</u> dog? The <u>smelly</u> dog is <u>smelling</u> my friend. Can you see the <u>smelly</u> dog <u>smelling</u> my friend? Will the <u>smelly</u> dog <u>smell</u> me? I do not want the <u>smelly</u> dog to <u>smell</u> me.				





THURSDAY

	LOOK & SAY	helped	friend	couldn't	fell	again
 	READ	 <p>Bheki needs help. He fell again and again. He was sad. He couldn't ride his bike. Jane helped Bheki. Jane is Bheki's friend. Jane helped Bheki. Jane helped Bheki so he couldn't fall. She helped to teach him to ride. Bheki could ride his bike. Jane helped Bheki. Jane helped Bheki to ride his bike.</p>				




FRIDAY

	LOOK & SAY	helped	friend	couldn't	fell	again
	READ & ANSWER	<ol style="list-style-type: none"> 1. Who needs help? ___ needs help. 2. When did Bheki fall? He fell ___ and ___. 3. Who helped Bheki? ___ helped Bheki. 4. Who is Jane? Jane is Bheki's ___. 5. What did Jane teach Bheki? Jane taught Bheki ___. 				





MONDAY

	LOOK & SAY	helped	friend	couldn't	fell	again
	SOUND OUT	smug	smart	smash	smashed	
		smell	smelling	smelled	smelly	
	★	I fell. My friend helped me. I fell again. My friend helped me again.				
	READ	My friend helped me. My friend is <u>smart</u> . My friend will help me again. I need to <u>smash</u> my mug. Will my friend help me <u>smash</u> my mug? My friend is <u>smart</u> . He will not help me. I <u>smashed</u> my mug. My friend did not help me. My friend did not help me again. I am sad.				




TUESDAY

	WRITE	Copy the  and  words from Monday into your exercise books.				
---	-------	--	--	--	--	--



WEDNESDAY

	LOOK & SAY	helped	friend	couldn't	fell	again
	SOUND OUT	smug	smart	smash	smashed	
		smell	smelling	smelled	smelly	
	★	I am <u>smart</u> . My friend is <u>smart</u> . We are <u>smart</u> . We are not <u>smug</u> .				
	READ	I <u>smell</u> a dog. Can you <u>smell</u> a dog? The dog is <u>smelly</u> . I can <u>smell</u> a <u>smelly</u> dog. Can you <u>smell</u> a <u>smelly</u> dog? The <u>smelly</u> dog is <u>smelling</u> my friend. Can you see the <u>smelly</u> dog <u>smelling</u> my friend? Will the <u>smelly</u> dog <u>smell</u> me? I do not want the <u>smelly</u> dog to <u>smell</u> me.				





THURSDAY

	LOOK & SAY	helped	friend	couldn't	fell	again
 	READ	<div data-bbox="480 409 922 835" data-label="Image"> </div> <p data-bbox="959 432 1445 925">Bheki needs help. He fell again and again. He was sad. He couldn't ride his bike. Jane helped Bheki. Jane is Bheki's friend. Jane helped Bheki. Jane helped Bheki so he couldn't fall. She helped to teach him to ride. Bheki</p> <p data-bbox="424 943 1461 1048">could ride his bike. Jane helped Bheki. Jane helped Bheki to ride his bike.</p>				




FRIDAY

	LOOK & SAY	helped	friend	couldn't	fell	again
	READ & ANSWER	<ol style="list-style-type: none"> 1. Who needs help? ___ needs help. 2. When did Bheki fall? He fell ___ and ___. 3. Who helped Bheki? ___ helped Bheki. 4. Who is Jane? Jane is Bheki's ___. 5. What did Jane teach Bheki? Jane taught Bheki ___. 				





MONDAY

	LOOK & SAY	helped	friend	couldn't	fell	again
	SOUND OUT	smug	smart	smash	smashed	
		smell	smelling	smelled	smelly	
	★	I fell. My friend helped me. I fell again. My friend helped me again.				
	READ	My friend helped me. My friend is <u>smart</u> . My friend will help me again. I need to <u>smash</u> my mug. Will my friend help me <u>smash</u> my mug? My friend is <u>smart</u> . He will not help me. I <u>smashed</u> my mug. My friend did not help me. My friend did not help me again. I am sad.				





TUESDAY

	WRITE	Copy the  and  words from Monday into your exercise books.				
---	-------	--	--	--	--	--



WEDNESDAY

	LOOK & SAY	helped	friend	couldn't	fell	again
	SOUND OUT	smug	smart	smash	smashed	
		smell	smelling	smelled	smelly	
	★	I am <u>smart</u> . My friend is <u>smart</u> . We are <u>smart</u> . We are not <u>smug</u> .				
	READ	I <u>smell</u> a dog. Can you <u>smell</u> a dog? The dog is <u>smelly</u> . I can <u>smell</u> a <u>smelly</u> dog. Can you <u>smell</u> a <u>smelly</u> dog? The <u>smelly</u> dog is <u>smelling</u> my friend. Can you see the <u>smelly</u> dog <u>smelling</u> my friend? Will the <u>smelly</u> dog <u>smell</u> me? I do not want the <u>smelly</u> dog to <u>smell</u> me.				





THURSDAY

	LOOK & SAY	helped	friend	couldn't	fell	again
 	READ	 <p>Bheki needs help. He fell again and again. He was sad. He couldn't ride his bike. Jane helped Bheki. Jane is Bheki's friend. Jane helped Bheki. Jane helped Bheki so he couldn't fall. She helped to teach him to ride. Bheki could ride his bike. Jane helped Bheki. Jane helped Bheki to ride his bike.</p>				




FRIDAY

	LOOK & SAY	helped	friend	couldn't	fell	again
	READ & ANSWER	<ol style="list-style-type: none"> 1. Who needs help? ___ needs help. 2. When did Bheki fall? He fell ___ and ___. 3. Who helped Bheki? ___ helped Bheki. 4. Who is Jane? Jane is Bheki's ___. 5. What did Jane teach Bheki? Jane taught Bheki ___. 				





MONDAY

	LOOK & SAY	helped	friend	couldn't	fell	again
	SOUND OUT	smug	smart	smash	smashed	
		smell	smelling	smelled	smelly	
	★	I fell. My friend helped me. I fell again. My friend helped me again.				
	READ	My friend helped me. My friend is <u>smart</u> . My friend will help me again. I need to <u>smash</u> my mug. Will my friend help me <u>smash</u> my mug? My friend is <u>smart</u> . He will not help me. I <u>smashed</u> my mug. My friend did not help me. My friend did not help me again. I am sad.				





TUESDAY

	WRITE	Copy the  and  words from Monday into your exercise books.				
---	-------	--	--	--	--	--



WEDNESDAY

	LOOK & SAY	helped	friend	couldn't	fell	again
	SOUND OUT	smug	smart	smash	smashed	
		smell	smelling	smelled	smelly	
	★	I am <u>smart</u> . My friend is <u>smart</u> . We are <u>smart</u> . We are not <u>smug</u> .				
	READ	I <u>smell</u> a dog. Can you <u>smell</u> a dog? The dog is <u>smelly</u> . I can <u>smell</u> a <u>smelly</u> dog. Can you <u>smell</u> a <u>smelly</u> dog? The <u>smelly</u> dog is <u>smelling</u> my friend. Can you see the <u>smelly</u> dog <u>smelling</u> my friend? Will the <u>smelly</u> dog <u>smell</u> me? I do not want the <u>smelly</u> dog to <u>smell</u> me.				





THURSDAY

	LOOK & SAY	helped	friend	couldn't	fell	again
 	READ	<div style="display: flex; align-items: center;">  <div style="margin-left: 20px;"> <p>Bheki needs help. He fell again and again. He was sad. He couldn't ride his bike. Jane helped Bheki. Jane is Bheki's friend. Jane helped Bheki. Jane helped Bheki so he couldn't fall. She helped to teach him to ride. Bheki could ride his bike. Jane helped Bheki. Jane helped Bheki to ride his bike.</p> </div> </div>				




FRIDAY

	LOOK & SAY	helped	friend	couldn't	fell	again
	READ & ANSWER	<ol style="list-style-type: none"> 1. Who needs help? ___ needs help. 2. When did Bheki fall? He fell ___ and ___. 3. Who helped Bheki? ___ helped Bheki. 4. Who is Jane? Jane is Bheki's ___. 5. What did Jane teach Bheki? Jane taught Bheki ___. 				





MONDAY

	LOOK & SAY	helped	friend	couldn't	fell	again
	SOUND OUT	smug	smart	smash	smashed	
		smell	smelling	smelled	smelly	
	★	I fell. My friend helped me. I fell again. My friend helped me again.				
	READ	My friend helped me. My friend is <u>smart</u> . My friend will help me again. I need to <u>smash</u> my mug. Will my friend help me <u>smash</u> my mug? My friend is <u>smart</u> . He will not help me. I <u>smashed</u> my mug. My friend did not help me. My friend did not help me again. I am sad.				





TUESDAY

	WRITE	Copy the  and  words from Monday into your exercise books.				
---	-------	--	--	--	--	--



WEDNESDAY

	LOOK & SAY	helped	friend	couldn't	fell	again
	SOUND OUT	smug	smart	smash	smashed	
		smell	smelling	smelled	smelly	
	★	I am <u>smart</u> . My friend is <u>smart</u> . We are <u>smart</u> . We are not <u>smug</u> .				
	READ	I <u>smell</u> a dog. Can you <u>smell</u> a dog? The dog is <u>smelly</u> . I can <u>smell</u> a <u>smelly</u> dog. Can you <u>smell</u> a <u>smelly</u> dog? The <u>smelly</u> dog is <u>smelling</u> my friend. Can you see the <u>smelly</u> dog <u>smelling</u> my friend? Will the <u>smelly</u> dog <u>smell</u> me? I do not want the <u>smelly</u> dog to <u>smell</u> me.				





THURSDAY

	LOOK & SAY	helped	friend	couldn't	fell	again
 	READ	<div style="display: flex; align-items: center;">  <div style="margin-left: 20px;"> <p>Bheki needs help. He fell again and again. He was sad. He couldn't ride his bike. Jane helped Bheki. Jane is Bheki's friend. Jane helped Bheki. Jane helped Bheki so he couldn't fall. She helped to teach him to ride. Bheki could ride his bike. Jane helped Bheki. Jane helped Bheki to ride his bike.</p> </div> </div>				




FRIDAY

	LOOK & SAY	helped	friend	couldn't	fell	again
	READ & ANSWER	<ol style="list-style-type: none"> 1. Who needs help? ___ needs help. 2. When did Bheki fall? He fell ___ and ___. 3. Who helped Bheki? ___ helped Bheki. 4. Who is Jane? Jane is Bheki's ___. 5. What did Jane teach Bheki? Jane taught Bheki ___. 				





MONDAY

	LOOK & SAY	helped	friend	couldn't	fell	again
	SOUND OUT	smug	smart	smash	smashed	
		smell	smelling	smelled	smelly	
	★	I fell. My friend helped me. I fell again. My friend helped me again.				
	READ	My friend helped me. My friend is <u>smart</u> . My friend will help me again. I need to <u>smash</u> my mug. Will my friend help me <u>smash</u> my mug? My friend is <u>smart</u> . He will not help me. I <u>smashed</u> my mug. My friend did not help me. My friend did not help me again. I am sad.				





TUESDAY

	WRITE	Copy the  and  words from Monday into your exercise books.				
---	-------	--	--	--	--	--



WEDNESDAY

	LOOK & SAY	helped	friend	couldn't	fell	again
	SOUND OUT	smug	smart	smash	smashed	
		smell	smelling	smelled	smelly	
	★	I am <u>smart</u> . My friend is <u>smart</u> . We are <u>smart</u> . We are not <u>smug</u> .				
	READ	I <u>smell</u> a dog. Can you <u>smell</u> a dog? The dog is <u>smelly</u> . I can <u>smell</u> a <u>smelly</u> dog. Can you <u>smell</u> a <u>smelly</u> dog? The <u>smelly</u> dog is <u>smelling</u> my friend. Can you see the <u>smelly</u> dog <u>smelling</u> my friend? Will the <u>smelly</u> dog <u>smell</u> me? I do not want the <u>smelly</u> dog to <u>smell</u> me.				





THURSDAY

	LOOK & SAY	helped	friend	couldn't	fell	again
 	READ	<div style="display: flex; align-items: center;">  <div style="margin-left: 20px;"> <p>Bheki needs help. He fell again and again. He was sad. He couldn't ride his bike. Jane helped Bheki. Jane is Bheki's friend. Jane helped Bheki. Jane helped Bheki so he couldn't fall. She helped to teach him to ride. Bheki could ride his bike. Jane helped Bheki. Jane helped Bheki to ride his bike.</p> </div> </div>				




FRIDAY

	LOOK & SAY	helped	friend	couldn't	fell	again
	READ & ANSWER	<ol style="list-style-type: none"> 1. Who needs help? ___ needs help. 2. When did Bheki fall? He fell ___ and ___. 3. Who helped Bheki? ___ helped Bheki. 4. Who is Jane? Jane is Bheki's ___. 5. What did Jane teach Bheki? Jane taught Bheki ___. 				





MONDAY

	LOOK & SAY	helped	friend	couldn't	fell	again
	SOUND OUT	smug	smart	smash	smashed	
		smell	smelling	smelled	smelly	
	★	I fell. My friend helped me. I fell again. My friend helped me again.				
	READ	My friend helped me. My friend is <u>smart</u> . My friend will help me again. I need to <u>smash</u> my mug. Will my friend help me <u>smash</u> my mug? My friend is <u>smart</u> . He will not help me. I <u>smashed</u> my mug. My friend did not help me. My friend did not help me again. I am sad.				





TUESDAY

	WRITE	Copy the  and  words from Monday into your exercise books.				
---	-------	--	--	--	--	--



WEDNESDAY

	LOOK & SAY	helped	friend	couldn't	fell	again
	SOUND OUT	smug	smart	smash	smashed	
		smell	smelling	smelled	smelly	
	★	I am <u>smart</u> . My friend is <u>smart</u> . We are <u>smart</u> . We are not <u>smug</u> .				
	READ	I <u>smell</u> a dog. Can you <u>smell</u> a dog? The dog is <u>smelly</u> . I can <u>smell</u> a <u>smelly</u> dog. Can you <u>smell</u> a <u>smelly</u> dog? The <u>smelly</u> dog is <u>smelling</u> my friend. Can you see the <u>smelly</u> dog <u>smelling</u> my friend? Will the <u>smelly</u> dog <u>smell</u> me? I do not want the <u>smelly</u> dog to <u>smell</u> me.				





THURSDAY

	LOOK & SAY	helped	friend	couldn't	fell	again
 	READ	 <p>Bheki needs help. He fell again and again. He was sad. He couldn't ride his bike. Jane helped Bheki. Jane is Bheki's friend. Jane helped Bheki. Jane helped Bheki so he couldn't fall. She helped to teach him to ride. Bheki could ride his bike. Jane helped Bheki. Jane helped Bheki to ride his bike.</p>				




FRIDAY

	LOOK & SAY	helped	friend	couldn't	fell	again
	READ & ANSWER	<ol style="list-style-type: none"> 1. Who needs help? ___ needs help. 2. When did Bheki fall? He fell ___ and ___. 3. Who helped Bheki? ___ helped Bheki. 4. Who is Jane? Jane is Bheki's ___. 5. What did Jane teach Bheki? Jane taught Bheki ___. 				





MONDAY

	LOOK & SAY	helped	friend	couldn't	fell	again
	SOUND OUT	smug	smart	smash	smashed	
		smell	smelling	smelled	smelly	
	★	I fell. My friend helped me. I fell again. My friend helped me again.				
	READ	My friend helped me. My friend is <u>smart</u> . My friend will help me again. I need to <u>smash</u> my mug. Will my friend help me <u>smash</u> my mug? My friend is <u>smart</u> . He will not help me. I <u>smashed</u> my mug. My friend did not help me. My friend did not help me again. I am sad.				





TUESDAY

	WRITE	Copy the  and  words from Monday into your exercise books.				
---	-------	--	--	--	--	--



WEDNESDAY

	LOOK & SAY	helped	friend	couldn't	fell	again
	SOUND OUT	smug	smart	smash	smashed	
		smell	smelling	smelled	smelly	
	★	I am <u>smart</u> . My friend is <u>smart</u> . We are <u>smart</u> . We are not <u>smug</u> .				
	READ	I <u>smell</u> a dog. Can you <u>smell</u> a dog? The dog is <u>smelly</u> . I can <u>smell</u> a <u>smelly</u> dog. Can you <u>smell</u> a <u>smelly</u> dog? The <u>smelly</u> dog is <u>smelling</u> my friend. Can you see the <u>smelly</u> dog <u>smelling</u> my friend? Will the <u>smelly</u> dog <u>smell</u> me? I do not want the <u>smelly</u> dog to <u>smell</u> me.				





THURSDAY

	LOOK & SAY	helped	friend	couldn't	fell	again
 	READ	 <p>Bheki needs help. He fell again and again. He was sad. He couldn't ride his bike. Jane helped Bheki. Jane is Bheki's friend. Jane helped Bheki. Jane helped Bheki so he couldn't fall. She helped to teach him to ride. Bheki could ride his bike. Jane helped Bheki. Jane helped Bheki to ride his bike.</p>				




FRIDAY

	LOOK & SAY	helped	friend	couldn't	fell	again
	READ & ANSWER	<ol style="list-style-type: none"> 1. Who needs help? ___ needs help. 2. When did Bheki fall? He fell ___ and ___. 3. Who helped Bheki? ___ helped Bheki. 4. Who is Jane? Jane is Bheki's ___. 5. What did Jane teach Bheki? Jane taught Bheki ___. 				





MONDAY

	LOOK & SAY	helped	friend	couldn't	fell	again
	SOUND OUT	smug	smart	smash	smashed	
		smell	smelling	smelled	smelly	
	★	I fell. My friend helped me. I fell again. My friend helped me again.				
	READ	My friend helped me. My friend is <u>smart</u> . My friend will help me again. I need to <u>smash</u> my mug. Will my friend help me <u>smash</u> my mug? My friend is <u>smart</u> . He will not help me. I <u>smashed</u> my mug. My friend did not help me. My friend did not help me again. I am sad.				





TUESDAY

	WRITE	Copy the  and  words from Monday into your exercise books.				
---	-------	--	--	--	--	--



WEDNESDAY

	LOOK & SAY	helped	friend	couldn't	fell	again
	SOUND OUT	smug	smart	smash	smashed	
		smell	smelling	smelled	smelly	
	★	I am <u>smart</u> . My friend is <u>smart</u> . We are <u>smart</u> . We are not <u>smug</u> .				
	READ	I <u>smell</u> a dog. Can you <u>smell</u> a dog? The dog is <u>smelly</u> . I can <u>smell</u> a <u>smelly</u> dog. Can you <u>smell</u> a <u>smelly</u> dog? The <u>smelly</u> dog is <u>smelling</u> my friend. Can you see the <u>smelly</u> dog <u>smelling</u> my friend? Will the <u>smelly</u> dog <u>smell</u> me? I do not want the <u>smelly</u> dog to <u>smell</u> me.				





THURSDAY

	LOOK & SAY	helped	friend	couldn't	fell	again
 	READ	<div style="display: flex; align-items: center;">  <div style="margin-left: 20px;"> <p>Bheki needs help. He fell again and again. He was sad. He couldn't ride his bike. Jane helped Bheki. Jane is Bheki's friend. Jane helped Bheki. Jane helped Bheki so he couldn't fall. She helped to teach him to ride. Bheki could ride his bike. Jane helped Bheki. Jane helped Bheki to ride his bike.</p> </div> </div>				




FRIDAY

	LOOK & SAY	helped	friend	couldn't	fell	again
	READ & ANSWER	<ol style="list-style-type: none"> 1. Who needs help? ___ needs help. 2. When did Bheki fall? He fell ___ and ___. 3. Who helped Bheki? ___ helped Bheki. 4. Who is Jane? Jane is Bheki's ___. 5. What did Jane teach Bheki? Jane taught Bheki ___. 				





MONDAY

	LOOK & SAY	helped	friend	couldn't	fell	again
	SOUND OUT	smug	smart	smash	smashed	
		smell	smelling	smelled	smelly	
	★	I fell. My friend helped me. I fell again. My friend helped me again.				
	READ	My friend helped me. My friend is <u>smart</u> . My friend will help me again. I need to <u>smash</u> my mug. Will my friend help me <u>smash</u> my mug? My friend is <u>smart</u> . He will not help me. I <u>smashed</u> my mug. My friend did not help me. My friend did not help me again. I am sad.				





TUESDAY

	WRITE	Copy the  and  words from Monday into your exercise books.				
---	-------	--	--	--	--	--



WEDNESDAY

	LOOK & SAY	helped	friend	couldn't	fell	again
	SOUND OUT	smug	smart	smash	smashed	
		smell	smelling	smelled	smelly	
	★	I am <u>smart</u> . My friend is <u>smart</u> . We are <u>smart</u> . We are not <u>smug</u> .				
	READ	I <u>smell</u> a dog. Can you <u>smell</u> a dog? The dog is <u>smelly</u> . I can <u>smell</u> a <u>smelly</u> dog. Can you <u>smell</u> a <u>smelly</u> dog? The <u>smelly</u> dog is <u>smelling</u> my friend. Can you see the <u>smelly</u> dog <u>smelling</u> my friend? Will the <u>smelly</u> dog <u>smell</u> me? I do not want the <u>smelly</u> dog to <u>smell</u> me.				






THURSDAY

	LOOK & SAY	helped	friend	couldn't	fell	again
 	READ	<div style="display: flex; align-items: center;">  <div style="margin-left: 20px;"> <p>Bheki needs help. He fell again and again. He was sad. He couldn't ride his bike. Jane helped Bheki. Jane is Bheki's friend. Jane helped Bheki. Jane helped Bheki so he couldn't fall. She helped to teach him to ride. Bheki could ride his bike. Jane helped Bheki. Jane helped Bheki to ride his bike.</p> </div> </div>				




FRIDAY

	LOOK & SAY	helped	friend	couldn't	fell	again
	READ & ANSWER	<ol style="list-style-type: none"> 1. Who needs help? ___ needs help. 2. When did Bheki fall? He fell ___ and ___. 3. Who helped Bheki? ___ helped Bheki. 4. Who is Jane? Jane is Bheki's ___. 5. What did Jane teach Bheki? Jane taught Bheki ___. 				

MONDAY

	LOOK & SAY	sick	mother	made	laugh	better
	SOUND OUT	cake	bake	take	make	
		came	game	same	name	
	★	I can <u>bake</u> . I can <u>bake a cake</u> . Can you <u>bake</u> ? Can you <u>bake a cake</u> ?				
 	READ	My mother is sick. I will <u>bake</u> . I will <u>bake a cake</u> . I will <u>bake a big cake</u> . I will <u>bake a big cake</u> for my sick mother. I will <u>take the cake</u> to my mother. She will feel better. She will feel better if she eats <u>cake</u> . She will feel better if she eats the <u>cake</u> that I made.				

TUESDAY

	WRITE	Copy the  and  words from Monday into your exercise books.				
---	-------	--	--	--	--	--



WEDNESDAY

	LOOK & SAY	sick	mother	made	laugh	better
	SOUND OUT	cake	bake	take	make	
		came	game	same	name	
	★	My <u>name</u> is Sam. I made a <u>cake</u> . I made a <u>cake</u> to <u>take</u> to the <u>game</u> .				
 	READ	I play a <u>game</u> . I play a bad <u>game</u> . I play a <u>game</u> and smash the <u>cake</u> . I smash the <u>cake</u> my mother made. I laugh. I laugh when I smash the <u>cake</u> . I laugh when I smash the <u>cake</u> my mother made. My mom will not laugh. My mom will be mad. She will not like my <u>game</u> . It is a bad <u>game</u> .				





THURSDAY

	LOOK & SAY	sick	mother	made	laugh	better
 	READ	 <p>Sibongile is sad. Her mother is sick. She wants to <u>make</u> her mother feel better. She wants to <u>make</u> her mother laugh. She wants to <u>make</u> her mother laugh so she can feel better. Will her mother feel better if she laughs? Sibongile <u>came</u> to mother. She tried to <u>make</u> her feel better. She tried to <u>make</u> her laugh.</p>				




FRIDAY

	LOOK & SAY	sick	mother	made	laugh	better
	READ & ANSWER	<ol style="list-style-type: none"> 1. Who is sad? <u> </u> is sad. 2. Why is Sibongile sad? Sibongile is sad because <u> </u>. 3. What does Sibongile want to do? Sibongile wants to <u> </u>. 4. What does Sibongile do to make mother feel better? Sibongile <u> </u> to make her mother feel better. 5. Do you think this will make her mother feel better? Yes / No I do / do not think this will make her mother feel better. 				

MONDAY

	LOOK & SAY	sick	mother	made	laugh	better
	SOUND OUT	cake	bake	take	make	
		came	game	same	name	
	★	I can <u>bake</u> . I can <u>bake a cake</u> . Can you <u>bake</u> ? Can you <u>bake a cake</u> ?				
 	READ	My mother is sick. I will <u>bake</u> . I will <u>bake a cake</u> . I will <u>bake a big cake</u> . I will <u>bake a big cake</u> for my sick mother. I will <u>take the cake</u> to my mother. She will feel better. She will feel better if she eats <u>cake</u> . She will feel better if she eats the <u>cake</u> that I made.				

TUESDAY

	WRITE	Copy the  and  words from Monday into your exercise books.				
---	-------	--	--	--	--	--



WEDNESDAY

	LOOK & SAY	sick	mother	made	laugh	better
	SOUND OUT	cake	bake	take	make	
		came	game	same	name	
	★	My <u>name</u> is Sam. I made a <u>cake</u> . I made a <u>cake</u> to <u>take</u> to the <u>game</u> .				
 	READ	I play a <u>game</u> . I play a bad <u>game</u> . I play a <u>game</u> and smash the <u>cake</u> . I smash the <u>cake</u> my mother made. I laugh. I laugh when I smash the <u>cake</u> . I laugh when I smash the <u>cake</u> my mother made. My mom will not laugh. My mom will be mad. She will not like my <u>game</u> . It is a bad <u>game</u> .				





THURSDAY

	LOOK & SAY	sick	mother	made	laugh	better
 	READ	 <p>Sibongile is sad. Her mother is sick. She wants to <u>make</u> her mother feel better. She wants to <u>make</u> her mother laugh. She wants to <u>make</u> her mother laugh so she can feel better. Will her mother feel better if she laughs? Sibongile <u>came</u> to mother. She tried to <u>make</u> her feel better. She tried to <u>make</u> her laugh.</p>				




FRIDAY

	LOOK & SAY	sick	mother	made	laugh	better
	READ & ANSWER	<ol style="list-style-type: none"> 1. Who is sad? <u> </u> is sad. 2. Why is Sibongile sad? Sibongile is sad because <u> </u>. 3. What does Sibongile want to do? Sibongile wants to <u> </u>. 4. What does Sibongile do to make mother feel better? Sibongile <u> </u> to make her mother feel better. 5. Do you think this will make her mother feel better? Yes / No I do / do not think this will make her mother feel better. 				

MONDAY

	LOOK & SAY	sick	mother	made	laugh	better
	SOUND OUT	cake	bake	take	make	
		came	game	same	name	
	★	I can <u>bake</u> . I can <u>bake a cake</u> . Can you <u>bake</u> ? Can you <u>bake a cake</u> ?				
	READ	My mother is sick. I will <u>bake</u> . I will <u>bake a cake</u> . I will <u>bake a big cake</u> . I will <u>bake a big cake</u> for my sick mother. I will <u>take the cake</u> to my mother. She will feel better. She will feel better if she eats <u>cake</u> . She will feel better if she eats the <u>cake</u> that I made.				

TUESDAY

	WRITE	Copy the  and  words from Monday into your exercise books.				
---	-------	--	--	--	--	--



WEDNESDAY

	LOOK & SAY	sick	mother	made	laugh	better
	SOUND OUT	cake	bake	take	make	
		came	game	same	name	
	★	My <u>name</u> is Sam. I made a <u>cake</u> . I made a <u>cake</u> to <u>take</u> to the <u>game</u> .				
	READ	I play a <u>game</u> . I play a bad <u>game</u> . I play a <u>game</u> and smash the <u>cake</u> . I smash the <u>cake</u> my mother made. I laugh. I laugh when I smash the <u>cake</u> . I laugh when I smash the <u>cake</u> my mother made. My mom will not laugh. My mom will be mad. She will not like my <u>game</u> . It is a bad <u>game</u> .				





THURSDAY

	LOOK & SAY	sick	mother	made	laugh	better
 	READ	 <p>Sibongile is sad. Her mother is sick. She wants to <u>make</u> her mother feel better. She wants to <u>make</u> her mother laugh. She wants to <u>make</u> her mother laugh so she can feel better. Will her mother feel better if she laughs? Sibongile <u>came</u> to mother. She tried to <u>make</u> her feel better. She tried to <u>make</u> her laugh.</p>				




FRIDAY

	LOOK & SAY	sick	mother	made	laugh	better
	READ & ANSWER	<ol style="list-style-type: none"> 1. Who is sad? <u> </u> is sad. 2. Why is Sibongile sad? Sibongile is sad because <u> </u>. 3. What does Sibongile want to do? Sibongile wants to <u> </u>. 4. What does Sibongile do to make mother feel better? Sibongile <u> </u> to make her mother feel better. 5. Do you think this will make her mother feel better? Yes / No I do / do not think this will make her mother feel better. 				

MONDAY

	LOOK & SAY	sick	mother	made	laugh	better
	SOUND OUT	cake	bake	take	make	
		came	game	same	name	
	★	I can <u>bake</u> . I can <u>bake a cake</u> . Can you <u>bake</u> ? Can you <u>bake a cake</u> ?				
	READ	My mother is sick. I will <u>bake</u> . I will <u>bake a cake</u> . I will <u>bake a big cake</u> . I will <u>bake a big cake</u> for my sick mother. I will <u>take the cake</u> to my mother. She will feel better. She will feel better if she eats <u>cake</u> . She will feel better if she eats the <u>cake</u> that I made.				

TUESDAY

	WRITE	Copy the  and  words from Monday into your exercise books.				
---	-------	--	--	--	--	--



WEDNESDAY

	LOOK & SAY	sick	mother	made	laugh	better
	SOUND OUT	cake	bake	take	make	
		came	game	same	name	
	★	My <u>name</u> is Sam. I made a <u>cake</u> . I made a <u>cake</u> to <u>take</u> to the <u>game</u> .				
	READ	I play a <u>game</u> . I play a bad <u>game</u> . I play a <u>game</u> and smash the <u>cake</u> . I smash the <u>cake</u> my mother made. I laugh. I laugh when I smash the <u>cake</u> . I laugh when I smash the <u>cake</u> my mother made. My mom will not laugh. My mom will be mad. She will not like my <u>game</u> . It is a bad <u>game</u> .				





THURSDAY

	LOOK & SAY	sick	mother	made	laugh	better
 	READ	 <p>Sibongile is sad. Her mother is sick. She wants to <u>make</u> her mother feel better. She wants to <u>make</u> her mother laugh. She wants to <u>make</u> her mother laugh so she can feel better. Will her mother feel better if she laughs? Sibongile <u>came</u> to mother. She tried to <u>make</u> her feel better. She tried to <u>make</u> her laugh.</p>				




FRIDAY

	LOOK & SAY	sick	mother	made	laugh	better
	READ & ANSWER	<ol style="list-style-type: none"> 1. Who is sad? ___ is sad. 2. Why is Sibongile sad? Sibongile is sad because ___. 3. What does Sibongile want to do? Sibongile wants to ___. 4. What does Sibongile do to make mother feel better? Sibongile ___ to make her mother feel better. 5. Do you think this will make her mother feel better? Yes / No I do / do not think this will make her mother feel better. 				

MONDAY

	LOOK & SAY	sick	mother	made	laugh	better
	SOUND OUT	cake	bake	take	make	
		came	game	same	name	
	★	I can <u>bake</u> . I can <u>bake a cake</u> . Can you <u>bake</u> ? Can you <u>bake a cake</u> ?				
	READ	My mother is sick. I will <u>bake</u> . I will <u>bake a cake</u> . I will <u>bake a big cake</u> . I will <u>bake a big cake</u> for my sick mother. I will <u>take the cake</u> to my mother. She will feel better. She will feel better if she eats <u>cake</u> . She will feel better if she eats the <u>cake</u> that I made.				

TUESDAY

	WRITE	Copy the  and  words from Monday into your exercise books.				
---	-------	--	--	--	--	--



WEDNESDAY

	LOOK & SAY	sick	mother	made	laugh	better
	SOUND OUT	cake	bake	take	make	
		came	game	same	name	
	★	My <u>name</u> is Sam. I made a <u>cake</u> . I made a <u>cake</u> to <u>take</u> to the <u>game</u> .				
	READ	I play a <u>game</u> . I play a bad <u>game</u> . I play a <u>game</u> and smash the <u>cake</u> . I smash the <u>cake</u> my mother made. I laugh. I laugh when I smash the <u>cake</u> . I laugh when I smash the <u>cake</u> my mother made. My mom will not laugh. My mom will be mad. She will not like my <u>game</u> . It is a bad <u>game</u> .				




THURSDAY

	LOOK & SAY	sick	mother	made	laugh	better
 	READ	 <p>Sibongile is sad. Her mother is sick. She wants to <u>make</u> her mother feel better. She wants to <u>make</u> her mother laugh. She wants to <u>make</u> her mother laugh so she can feel better. Will her mother feel better if she laughs? Sibongile <u>came</u> to mother. She tried to <u>make</u> her feel better. She tried to <u>make</u> her laugh.</p>				




FRIDAY

	LOOK & SAY	sick	mother	made	laugh	better
	READ & ANSWER	<ol style="list-style-type: none"> 1. Who is sad? ___ is sad. 2. Why is Sibongile sad? Sibongile is sad because ___. 3. What does Sibongile want to do? Sibongile wants to ___. 4. What does Sibongile do to make mother feel better? Sibongile ___ to make her mother feel better. 5. Do you think this will make her mother feel better? Yes / No I do / do not think this will make her mother feel better. 				

MONDAY

	LOOK & SAY	sick	mother	made	laugh	better
	SOUND OUT	cake	bake	take	make	
		came	game	same	name	
	★	I can <u>bake</u> . I can <u>bake a cake</u> . Can you <u>bake</u> ? Can you <u>bake a cake</u> ?				
	READ	My mother is sick. I will <u>bake</u> . I will <u>bake a cake</u> . I will <u>bake a big cake</u> . I will <u>bake a big cake</u> for my sick mother. I will <u>take the cake</u> to my mother. She will feel better. She will feel better if she eats <u>cake</u> . She will feel better if she eats the <u>cake</u> that I made.				

TUESDAY

	WRITE	Copy the  and  words from Monday into your exercise books.				
---	-------	--	--	--	--	--



WEDNESDAY

	LOOK & SAY	sick	mother	made	laugh	better
	SOUND OUT	cake	bake	take	make	
		came	game	same	name	
	★	My <u>name</u> is Sam. I made a <u>cake</u> . I made a <u>cake</u> to <u>take</u> to the <u>game</u> .				
	READ	I play a <u>game</u> . I play a bad <u>game</u> . I play a <u>game</u> and smash the <u>cake</u> . I smash the <u>cake</u> my mother made. I laugh. I laugh when I smash the <u>cake</u> . I laugh when I smash the <u>cake</u> my mother made. My mom will not laugh. My mom will be mad. She will not like my <u>game</u> . It is a bad <u>game</u> .				





THURSDAY

	LOOK & SAY	sick	mother	made	laugh	better
 	READ	 <p>Sibongile is sad. Her mother is sick. She wants to <u>make</u> her mother feel better. She wants to <u>make</u> her mother laugh. She wants to <u>make</u> her mother laugh so she can feel better. Will her mother feel better if she laughs? Sibongile <u>came</u> to mother. She tried to <u>make</u> her feel better. She tried to <u>make</u> her laugh.</p>				




FRIDAY

	LOOK & SAY	sick	mother	made	laugh	better
	READ & ANSWER	<ol style="list-style-type: none"> 1. Who is sad? ___ is sad. 2. Why is Sibongile sad? Sibongile is sad because ___. 3. What does Sibongile want to do? Sibongile wants to ___. 4. What does Sibongile do to make mother feel better? Sibongile ___ to make her mother feel better. 5. Do you think this will make her mother feel better? Yes / No I do / do not think this will make her mother feel better. 				

MONDAY

	LOOK & SAY	sick	mother	made	laugh	better
	SOUND OUT	cake	bake	take	make	
		came	game	same	name	
	★	I can <u>bake</u> . I can <u>bake a cake</u> . Can you <u>bake</u> ? Can you <u>bake a cake</u> ?				
	READ	My mother is sick. I will <u>bake</u> . I will <u>bake a cake</u> . I will <u>bake a big cake</u> . I will <u>bake a big cake</u> for my sick mother. I will <u>take the cake</u> to my mother. She will feel better. She will feel better if she eats <u>cake</u> . She will feel better if she eats the <u>cake</u> that I made.				

TUESDAY

	WRITE	Copy the  and  words from Monday into your exercise books.				
---	-------	--	--	--	--	--



WEDNESDAY

	LOOK & SAY	sick	mother	made	laugh	better
	SOUND OUT	cake	bake	take	make	
		came	game	same	name	
	★	My <u>name</u> is Sam. I made a <u>cake</u> . I made a <u>cake</u> to <u>take</u> to the <u>game</u> .				
	READ	I play a <u>game</u> . I play a bad <u>game</u> . I play a <u>game</u> and smash the <u>cake</u> . I smash the <u>cake</u> my mother made. I laugh. I laugh when I smash the <u>cake</u> . I laugh when I smash the <u>cake</u> my mother made. My mom will not laugh. My mom will be mad. She will not like my <u>game</u> . It is a bad <u>game</u> .				





THURSDAY

	LOOK & SAY	sick	mother	made	laugh	better
 	READ	 <p>Sibongile is sad. Her mother is sick. She wants to <u>make</u> her mother feel better. She wants to <u>make</u> her mother laugh. She wants to <u>make</u> her mother laugh so she can feel better. Will her mother feel better if she laughs? Sibongile <u>came</u> to mother. She tried to <u>make</u> her feel better. She tried to <u>make</u> her laugh.</p>				




FRIDAY

	LOOK & SAY	sick	mother	made	laugh	better
	READ & ANSWER	<ol style="list-style-type: none"> 1. Who is sad? ___ is sad. 2. Why is Sibongile sad? Sibongile is sad because ___. 3. What does Sibongile want to do? Sibongile wants to ___. 4. What does Sibongile do to make mother feel better? Sibongile ___ to make her mother feel better. 5. Do you think this will make her mother feel better? Yes / No I do / do not think this will make her mother feel better. 				

MONDAY

	LOOK & SAY	sick	mother	made	laugh	better
	SOUND OUT	cake	bake	take	make	
		came	game	same	name	
	★	I can <u>bake</u> . I can <u>bake a cake</u> . Can you <u>bake</u> ? Can you <u>bake a cake</u> ?				
	READ	My mother is sick. I will <u>bake</u> . I will <u>bake a cake</u> . I will <u>bake a big cake</u> . I will <u>bake a big cake</u> for my sick mother. I will <u>take the cake</u> to my mother. She will feel better. She will feel better if she eats <u>cake</u> . She will feel better if she eats the <u>cake</u> that I made.				

TUESDAY

	WRITE	Copy the  and  words from Monday into your exercise books.				
---	-------	--	--	--	--	--



WEDNESDAY

	LOOK & SAY	sick	mother	made	laugh	better
	SOUND OUT	cake	bake	take	make	
		came	game	same	name	
	★	My <u>name</u> is Sam. I made a <u>cake</u> . I made a <u>cake</u> to <u>take</u> to the <u>game</u> .				
	READ	I play a <u>game</u> . I play a bad <u>game</u> . I play a <u>game</u> and smash the <u>cake</u> . I smash the <u>cake</u> my mother made. I laugh. I laugh when I smash the <u>cake</u> . I laugh when I smash the <u>cake</u> my mother made. My mom will not laugh. My mom will be mad. She will not like my <u>game</u> . It is a bad <u>game</u> .				





THURSDAY

	LOOK & SAY	sick	mother	made	laugh	better
 	READ	 <p>Sibongile is sad. Her mother is sick. She wants to <u>make</u> her mother feel better. She wants to <u>make</u> her mother laugh. She wants to <u>make</u> her mother laugh so she can feel better. Will her mother feel better if she laughs? Sibongile <u>came</u> to mother. She tried to <u>make</u> her feel better. She tried to <u>make</u> her laugh.</p>				




FRIDAY

	LOOK & SAY	sick	mother	made	laugh	better
	READ & ANSWER	<ol style="list-style-type: none"> 1. Who is sad? ___ is sad. 2. Why is Sibongile sad? Sibongile is sad because ___. 3. What does Sibongile want to do? Sibongile wants to ___. 4. What does Sibongile do to make mother feel better? Sibongile ___ to make her mother feel better. 5. Do you think this will make her mother feel better? Yes / No I do / do not think this will make her mother feel better. 				

MONDAY

	LOOK & SAY	sick	mother	made	laugh	better
	SOUND OUT	cake	bake	take	make	
		came	game	same	name	
	★	I can <u>bake</u> . I can <u>bake a cake</u> . Can you <u>bake</u> ? Can you <u>bake a cake</u> ?				
	READ	My mother is sick. I will <u>bake</u> . I will <u>bake a cake</u> . I will <u>bake a big cake</u> . I will <u>bake a big cake</u> for my sick mother. I will <u>take the cake</u> to my mother. She will feel better. She will feel better if she eats <u>cake</u> . She will feel better if she eats the <u>cake</u> that I made.				

TUESDAY

	WRITE	Copy the  and  words from Monday into your exercise books.				
---	-------	--	--	--	--	--



WEDNESDAY

	LOOK & SAY	sick	mother	made	laugh	better
	SOUND OUT	cake	bake	take	make	
		came	game	same	name	
	★	My <u>name</u> is Sam. I made a <u>cake</u> . I made a <u>cake</u> to <u>take</u> to the <u>game</u> .				
	READ	I play a <u>game</u> . I play a bad <u>game</u> . I play a <u>game</u> and smash the <u>cake</u> . I smash the <u>cake</u> my mother made. I laugh. I laugh when I smash the <u>cake</u> . I laugh when I smash the <u>cake</u> my mother made. My mom will not laugh. My mom will be mad. She will not like my <u>game</u> . It is a bad <u>game</u> .				




THURSDAY

	LOOK & SAY	sick	mother	made	laugh	better
 	READ	 <p>Sibongile is sad. Her mother is sick. She wants to <u>make</u> her mother feel better. She wants to <u>make</u> her mother laugh. She wants to <u>make</u> her mother laugh so she can feel better. Will her mother feel better if she laughs? Sibongile <u>came</u> to mother. She tried to <u>make</u> her feel better. She tried to <u>make</u> her laugh.</p>				




FRIDAY

	LOOK & SAY	sick	mother	made	laugh	better
	READ & ANSWER	<ol style="list-style-type: none"> 1. Who is sad? ___ is sad. 2. Why is Sibongile sad? Sibongile is sad because ___. 3. What does Sibongile want to do? Sibongile wants to ___. 4. What does Sibongile do to make mother feel better? Sibongile ___ to make her mother feel better. 5. Do you think this will make her mother feel better? Yes / No I do / do not think this will make her mother feel better. 				

MONDAY

	LOOK & SAY	sick	mother	made	laugh	better
	SOUND OUT	cake	bake	take	make	
		came	game	same	name	
	★	I can <u>bake</u> . I can <u>bake a cake</u> . Can you <u>bake</u> ? Can you <u>bake a cake</u> ?				
	READ	My mother is sick. I will <u>bake</u> . I will <u>bake a cake</u> . I will <u>bake a big cake</u> . I will <u>bake a big cake</u> for my sick mother. I will <u>take the cake</u> to my mother. She will feel better. She will feel better if she eats <u>cake</u> . She will feel better if she eats the <u>cake</u> that I made.				

TUESDAY

	WRITE	Copy the  and  words from Monday into your exercise books.				
---	-------	--	--	--	--	--



WEDNESDAY

	LOOK & SAY	sick	mother	made	laugh	better
	SOUND OUT	cake	bake	take	make	
		came	game	same	name	
	★	My <u>name</u> is Sam. I made a <u>cake</u> . I made a <u>cake</u> to <u>take</u> to the <u>game</u> .				
	READ	I play a <u>game</u> . I play a bad <u>game</u> . I play a <u>game</u> and smash the <u>cake</u> . I smash the <u>cake</u> my mother made. I laugh. I laugh when I smash the <u>cake</u> . I laugh when I smash the <u>cake</u> my mother made. My mom will not laugh. My mom will be mad. She will not like my <u>game</u> . It is a bad <u>game</u> .				





THURSDAY

	LOOK & SAY	sick	mother	made	laugh	better
 	READ	 <p>Sibongile is sad. Her mother is sick. She wants to <u>make</u> her mother feel better. She wants to <u>make</u> her mother laugh. She wants to <u>make</u> her mother laugh so she can feel better. Will her mother feel better if she laughs? Sibongile <u>came</u> to mother. She tried to <u>make</u> her feel better. She tried to <u>make</u> her laugh.</p>				




FRIDAY

	LOOK & SAY	sick	mother	made	laugh	better
	READ & ANSWER	<ol style="list-style-type: none"> 1. Who is sad? ___ is sad. 2. Why is Sibongile sad? Sibongile is sad because ___. 3. What does Sibongile want to do? Sibongile wants to ___. 4. What does Sibongile do to make mother feel better? Sibongile ___ to make her mother feel better. 5. Do you think this will make her mother feel better? Yes / No I do / do not think this will make her mother feel better. 				

MONDAY

	LOOK & SAY	sick	mother	made	laugh	better
	SOUND OUT	cake	bake	take	make	
		came	game	same	name	
	★	I can <u>bake</u> . I can <u>bake a cake</u> . Can you <u>bake</u> ? Can you <u>bake a cake</u> ?				
	READ	My mother is sick. I will <u>bake</u> . I will <u>bake a cake</u> . I will <u>bake a big cake</u> . I will <u>bake a big cake</u> for my sick mother. I will <u>take the cake</u> to my mother. She will feel better. She will feel better if she eats <u>cake</u> . She will feel better if she eats the <u>cake</u> that I made.				

TUESDAY

	WRITE	Copy the  and  words from Monday into your exercise books.				
---	-------	--	--	--	--	--



WEDNESDAY

	LOOK & SAY	sick	mother	made	laugh	better
	SOUND OUT	cake	bake	take	make	
		came	game	same	name	
	★	My <u>name</u> is Sam. I made a <u>cake</u> . I made a <u>cake</u> to <u>take</u> to the <u>game</u> .				
	READ	I play a <u>game</u> . I play a bad <u>game</u> . I play a <u>game</u> and smash the <u>cake</u> . I smash the <u>cake</u> my mother made. I laugh. I laugh when I smash the <u>cake</u> . I laugh when I smash the <u>cake</u> my mother made. My mom will not laugh. My mom will be mad. She will not like my <u>game</u> . It is a bad <u>game</u> .				





THURSDAY

	LOOK & SAY	sick	mother	made	laugh	better
 	READ	 <p>Sibongile is sad. Her mother is sick. She wants to <u>make</u> her mother feel better. She wants to <u>make</u> her mother laugh. She wants to <u>make</u> her mother laugh so she can feel better. Will her mother feel better if she laughs? Sibongile <u>came</u> to mother. She tried to <u>make</u> her feel better. She tried to <u>make</u> her laugh.</p>				




FRIDAY

	LOOK & SAY	sick	mother	made	laugh	better
	READ & ANSWER	<ol style="list-style-type: none"> 1. Who is sad? <u> </u> is sad. 2. Why is Sibongile sad? Sibongile is sad because <u> </u>. 3. What does Sibongile want to do? Sibongile wants to <u> </u>. 4. What does Sibongile do to make mother feel better? Sibongile <u> </u> to make her mother feel better. 5. Do you think this will make her mother feel better? Yes / No I do / do not think this will make her mother feel better. 				

MONDAY

	LOOK & SAY	sick	mother	made	laugh	better
	SOUND OUT	cake	bake	take	make	
		came	game	same	name	
	★	I can <u>bake</u> . I can <u>bake</u> a <u>cake</u> . Can you <u>bake</u> ? Can you <u>bake</u> a <u>cake</u> ?				
	READ	My mother is sick. I will <u>bake</u> . I will <u>bake</u> a <u>cake</u> . I will <u>bake</u> a big <u>cake</u> . I will <u>bake</u> a big <u>cake</u> for my sick mother. I will <u>take</u> the <u>cake</u> to my mother. She will feel better. She will feel better if she eats <u>cake</u> . She will feel better if she eats the <u>cake</u> that I made.				

TUESDAY

	WRITE	Copy the  and  words from Monday into your exercise books.				
---	-------	--	--	--	--	--



WEDNESDAY

	LOOK & SAY	sick	mother	made	laugh	better
	SOUND OUT	cake	bake	take	make	
		came	game	same	name	
	★	My <u>name</u> is Sam. I made a <u>cake</u> . I made a <u>cake</u> to <u>take</u> to the <u>game</u> .				
	READ	I play a <u>game</u> . I play a bad <u>game</u> . I play a <u>game</u> and smash the <u>cake</u> . I smash the <u>cake</u> my mother made. I laugh. I laugh when I smash the <u>cake</u> . I laugh when I smash the <u>cake</u> my mother made. My mom will not laugh. My mom will be mad. She will not like my <u>game</u> . It is a bad <u>game</u> .				





THURSDAY

	LOOK & SAY	sick	mother	made	laugh	better
 	READ	 <p>Sibongile is sad. Her mother is sick. She wants to <u>make</u> her mother feel better. She wants to <u>make</u> her mother laugh. She wants to <u>make</u> her mother laugh so she can feel better. Will her mother feel better if she laughs? Sibongile <u>came</u> to mother. She tried to <u>make</u> her feel better. She tried to <u>make</u> her laugh.</p>				




FRIDAY

	LOOK & SAY	sick	mother	made	laugh	better
	READ & ANSWER	<ol style="list-style-type: none"> 1. Who is sad? <u> </u> is sad. 2. Why is Sibongile sad? Sibongile is sad because <u> </u>. 3. What does Sibongile want to do? Sibongile wants to <u> </u>. 4. What does Sibongile do to make mother feel better? Sibongile <u> </u> to make her mother feel better. 5. Do you think this will make her mother feel better? Yes / No I do / do not think this will make her mother feel better. 				

MONDAY

	LOOK & SAY	sick	mother	made	laugh	better
	SOUND OUT	cake	bake	take	make	
		came	game	same	name	
	★	I can <u>bake</u> . I can <u>bake a cake</u> . Can you <u>bake</u> ? Can you <u>bake a cake</u> ?				
	READ	My mother is sick. I will <u>bake</u> . I will <u>bake a cake</u> . I will <u>bake a big cake</u> . I will <u>bake a big cake</u> for my sick mother. I will <u>take the cake</u> to my mother. She will feel better. She will feel better if she eats <u>cake</u> . She will feel better if she eats the <u>cake</u> that I made.				

TUESDAY

	WRITE	Copy the  and  words from Monday into your exercise books.				
---	-------	--	--	--	--	--



WEDNESDAY

	LOOK & SAY	sick	mother	made	laugh	better
	SOUND OUT	cake	bake	take	make	
		came	game	same	name	
	★	My <u>name</u> is Sam. I made a <u>cake</u> . I made a <u>cake</u> to <u>take</u> to the <u>game</u> .				
	READ	I play a <u>game</u> . I play a bad <u>game</u> . I play a <u>game</u> and smash the <u>cake</u> . I smash the <u>cake</u> my mother made. I laugh. I laugh when I smash the <u>cake</u> . I laugh when I smash the <u>cake</u> my mother made. My mom will not laugh. My mom will be mad. She will not like my <u>game</u> . It is a bad <u>game</u> .				




THURSDAY

	LOOK & SAY	sick	mother	made	laugh	better
 	READ	 <p>Sibongile is sad. Her mother is sick. She wants to <u>make</u> her mother feel better. She wants to <u>make</u> her mother laugh. She wants to <u>make</u> her mother laugh so she can feel better. Will her mother feel better if she laughs? Sibongile <u>came</u> to mother. She tried to <u>make</u> her feel better. She tried to <u>make</u> her laugh.</p>				




FRIDAY

	LOOK & SAY	sick	mother	made	laugh	better
	READ & ANSWER	<ol style="list-style-type: none"> 1. Who is sad? <u> </u> is sad. 2. Why is Sibongile sad? Sibongile is sad because <u> </u>. 3. What does Sibongile want to do? Sibongile wants to <u> </u>. 4. What does Sibongile do to make mother feel better? Sibongile <u> </u> to make her mother feel better. 5. Do you think this will make her mother feel better? Yes / No I do / do not think this will make her mother feel better. 				

MONDAY

	LOOK & SAY	sick	mother	made	laugh	better
	SOUND OUT	cake	bake	take	make	
		came	game	same	name	
	★	I can <u>bake</u> . I can <u>bake a cake</u> . Can you <u>bake</u> ? Can you <u>bake a cake</u> ?				
	READ	My mother is sick. I will <u>bake</u> . I will <u>bake a cake</u> . I will <u>bake a big cake</u> . I will <u>bake a big cake</u> for my sick mother. I will <u>take the cake</u> to my mother. She will feel better. She will feel better if she eats <u>cake</u> . She will feel better if she eats the <u>cake</u> that I made.				

TUESDAY

	WRITE	Copy the  and  words from Monday into your exercise books.				
---	-------	--	--	--	--	--



WEDNESDAY

	LOOK & SAY	sick	mother	made	laugh	better
	SOUND OUT	cake	bake	take	make	
		came	game	same	name	
	★	My <u>name</u> is Sam. I made a <u>cake</u> . I made a <u>cake</u> to <u>take</u> to the <u>game</u> .				
	READ	I play a <u>game</u> . I play a bad <u>game</u> . I play a <u>game</u> and smash the <u>cake</u> . I smash the <u>cake</u> my mother made. I laugh. I laugh when I smash the <u>cake</u> . I laugh when I smash the <u>cake</u> my mother made. My mom will not laugh. My mom will be mad. She will not like my <u>game</u> . It is a bad <u>game</u> .				





THURSDAY

	LOOK & SAY	sick	mother	made	laugh	better
 	READ	 <p>Sibongile is sad. Her mother is sick. She wants to <u>make</u> her mother feel better. She wants to <u>make</u> her mother laugh. She wants to <u>make</u> her mother laugh so she can feel better. Will her mother feel better if she laughs? Sibongile <u>came</u> to mother. She tried to <u>make</u> her feel better. She tried to <u>make</u> her laugh.</p>				




FRIDAY

	LOOK & SAY	sick	mother	made	laugh	better
	READ & ANSWER	<ol style="list-style-type: none"> 1. Who is sad? <u> </u> is sad. 2. Why is Sibongile sad? Sibongile is sad because <u> </u>. 3. What does Sibongile want to do? Sibongile wants to <u> </u>. 4. What does Sibongile do to make mother feel better? Sibongile <u> </u> to make her mother feel better. 5. Do you think this will make her mother feel better? Yes / No I do / do not think this will make her mother feel better. 				

MONDAY

	LOOK & SAY	sick	mother	made	laugh	better
	SOUND OUT	cake	bake	take	make	
		came	game	same	name	
	★	I can <u>bake</u> . I can <u>bake a cake</u> . Can you <u>bake</u> ? Can you <u>bake a cake</u> ?				
	READ	My mother is sick. I will <u>bake</u> . I will <u>bake a cake</u> . I will <u>bake a big cake</u> . I will <u>bake a big cake</u> for my sick mother. I will <u>take the cake</u> to my mother. She will feel better. She will feel better if she eats <u>cake</u> . She will feel better if she eats the <u>cake</u> that I made.				

TUESDAY

	WRITE	Copy the  and  words from Monday into your exercise books.				
---	-------	--	--	--	--	--



WEDNESDAY

	LOOK & SAY	sick	mother	made	laugh	better
	SOUND OUT	cake	bake	take	make	
		came	game	same	name	
	★	My <u>name</u> is Sam. I made a <u>cake</u> . I made a <u>cake</u> to <u>take</u> to the <u>game</u> .				
	READ	I play a <u>game</u> . I play a bad <u>game</u> . I play a <u>game</u> and smash the <u>cake</u> . I smash the <u>cake</u> my mother made. I laugh. I laugh when I smash the <u>cake</u> . I laugh when I smash the <u>cake</u> my mother made. My mom will not laugh. My mom will be mad. She will not like my <u>game</u> . It is a bad <u>game</u> .				





THURSDAY

	LOOK & SAY	sick	mother	made	laugh	better
 	READ	 <p>Sibongile is sad. Her mother is sick. She wants to <u>make</u> her mother feel better. She wants to <u>make</u> her mother laugh. She wants to <u>make</u> her mother laugh so she can feel better. Will her mother feel better if she laughs? Sibongile <u>came</u> to mother. She tried to <u>make</u> her feel better. She tried to <u>make</u> her laugh.</p>				




FRIDAY

	LOOK & SAY	sick	mother	made	laugh	better
	READ & ANSWER	<ol style="list-style-type: none"> 1. Who is sad? <u> </u> is sad. 2. Why is Sibongile sad? Sibongile is sad because <u> </u>. 3. What does Sibongile want to do? Sibongile wants to <u> </u>. 4. What does Sibongile do to make mother feel better? Sibongile <u> </u> to make her mother feel better. 5. Do you think this will make her mother feel better? Yes / No I do / do not think this will make her mother feel better. 				

MONDAY

	LOOK & SAY	sick	mother	made	laugh	better
	SOUND OUT	cake	bake	take	make	
		came	game	same	name	
	★	I can <u>bake</u> . I can <u>bake a cake</u> . Can you <u>bake</u> ? Can you <u>bake a cake</u> ?				
	READ	My mother is sick. I will <u>bake</u> . I will <u>bake a cake</u> . I will <u>bake a big cake</u> . I will <u>bake a big cake</u> for my sick mother. I will <u>take the cake</u> to my mother. She will feel better. She will feel better if she eats <u>cake</u> . She will feel better if she eats the <u>cake</u> that I made.				

TUESDAY

	WRITE	Copy the  and  words from Monday into your exercise books.				
---	-------	--	--	--	--	--



WEDNESDAY

	LOOK & SAY	sick	mother	made	laugh	better
	SOUND OUT	cake	bake	take	make	
		came	game	same	name	
	★	My <u>name</u> is Sam. I made a <u>cake</u> . I made a <u>cake</u> to <u>take</u> to the <u>game</u> .				
	READ	I play a <u>game</u> . I play a bad <u>game</u> . I play a <u>game</u> and smash the <u>cake</u> . I smash the <u>cake</u> my mother made. I laugh. I laugh when I smash the <u>cake</u> . I laugh when I smash the <u>cake</u> my mother made. My mom will not laugh. My mom will be mad. She will not like my <u>game</u> . It is a bad <u>game</u> .				





THURSDAY

	LOOK & SAY	sick	mother	made	laugh	better
 	READ	 <p>Sibongile is sad. Her mother is sick. She wants to <u>make</u> her mother feel better. She wants to <u>make</u> her mother laugh. She wants to <u>make</u> her mother laugh so she can feel better. Will her mother feel better if she laughs? Sibongile <u>came</u> to mother. She tried to <u>make</u> her feel better. She tried to <u>make</u> her laugh.</p>				




FRIDAY

	LOOK & SAY	sick	mother	made	laugh	better
	READ & ANSWER	<ol style="list-style-type: none"> 1. Who is sad? <u> </u> is sad. 2. Why is Sibongile sad? Sibongile is sad because <u> </u>. 3. What does Sibongile want to do? Sibongile wants to <u> </u>. 4. What does Sibongile do to make mother feel better? Sibongile <u> </u> to make her mother feel better. 5. Do you think this will make her mother feel better? Yes / No I do / do not think this will make her mother feel better. 				

MONDAY

	LOOK & SAY	sick	mother	made	laugh	better
	SOUND OUT	cake	bake	take	make	
		came	game	same	name	
	★	I can <u>bake</u> . I can <u>bake a cake</u> . Can you <u>bake</u> ? Can you <u>bake a cake</u> ?				
	READ	My mother is sick. I will <u>bake</u> . I will <u>bake a cake</u> . I will <u>bake a big cake</u> . I will <u>bake a big cake</u> for my sick mother. I will <u>take the cake</u> to my mother. She will feel better. She will feel better if she eats <u>cake</u> . She will feel better if she eats the <u>cake</u> that I made.				

TUESDAY

	WRITE	Copy the  and  words from Monday into your exercise books.				
---	-------	--	--	--	--	--



WEDNESDAY

	LOOK & SAY	sick	mother	made	laugh	better
	SOUND OUT	cake	bake	take	make	
		came	game	same	name	
	★	My <u>name</u> is Sam. I made a <u>cake</u> . I made a <u>cake</u> to <u>take</u> to the <u>game</u> .				
	READ	I play a <u>game</u> . I play a bad <u>game</u> . I play a <u>game</u> and smash the <u>cake</u> . I smash the <u>cake</u> my mother made. I laugh. I laugh when I smash the <u>cake</u> . I laugh when I smash the <u>cake</u> my mother made. My mom will not laugh. My mom will be mad. She will not like my <u>game</u> . It is a bad <u>game</u> .				




THURSDAY

	LOOK & SAY	sick	mother	made	laugh	better
 	READ	 <p>Sibongile is sad. Her mother is sick. She wants to <u>make</u> her mother feel better. She wants to <u>make</u> her mother laugh. She wants to <u>make</u> her mother laugh so she can feel better. Will her mother feel better if she laughs? Sibongile <u>came</u> to mother. She tried to <u>make</u> her feel better. She tried to <u>make</u> her laugh.</p>				




FRIDAY

	LOOK & SAY	sick	mother	made	laugh	better
	READ & ANSWER	<ol style="list-style-type: none"> 1. Who is sad? <u> </u> is sad. 2. Why is Sibongile sad? Sibongile is sad because <u> </u>. 3. What does Sibongile want to do? Sibongile wants to <u> </u>. 4. What does Sibongile do to make mother feel better? Sibongile <u> </u> to make her mother feel better. 5. Do you think this will make her mother feel better? Yes / No I do / do not think this will make her mother feel better. 				

MONDAY

	LOOK & SAY	sick	mother	made	laugh	better
	SOUND OUT	cake	bake	take	make	
		came	game	same	name	
	★	I can <u>bake</u> . I can <u>bake a cake</u> . Can you <u>bake</u> ? Can you <u>bake a cake</u> ?				
	READ	My mother is sick. I will <u>bake</u> . I will <u>bake a cake</u> . I will <u>bake a big cake</u> . I will <u>bake a big cake</u> for my sick mother. I will <u>take the cake</u> to my mother. She will feel better. She will feel better if she eats <u>cake</u> . She will feel better if she eats the <u>cake</u> that I made.				

TUESDAY

	WRITE	Copy the  and  words from Monday into your exercise books.				
---	-------	--	--	--	--	--



WEDNESDAY

	LOOK & SAY	sick	mother	made	laugh	better
	SOUND OUT	cake	bake	take	make	
		came	game	same	name	
	★	My <u>name</u> is Sam. I made a <u>cake</u> . I made a <u>cake</u> to <u>take</u> to the <u>game</u> .				
	READ	I play a <u>game</u> . I play a bad <u>game</u> . I play a <u>game</u> and smash the <u>cake</u> . I smash the <u>cake</u> my mother made. I laugh. I laugh when I smash the <u>cake</u> . I laugh when I smash the <u>cake</u> my mother made. My mom will not laugh. My mom will be mad. She will not like my <u>game</u> . It is a bad <u>game</u> .				





THURSDAY

	LOOK & SAY	sick	mother	made	laugh	better
 	READ	 <p>Sibongile is sad. Her mother is sick. She wants to <u>make</u> her mother feel better. She wants to <u>make</u> her mother laugh. She wants to <u>make</u> her mother laugh so she can feel better. Will her mother feel better if she laughs? Sibongile <u>came</u> to mother. She tried to <u>make</u> her feel better. She tried to <u>make</u> her laugh.</p>				




FRIDAY

	LOOK & SAY	sick	mother	made	laugh	better
	READ & ANSWER	<ol style="list-style-type: none"> 1. Who is sad? <u> </u> is sad. 2. Why is Sibongile sad? Sibongile is sad because <u> </u>. 3. What does Sibongile want to do? Sibongile wants to <u> </u>. 4. What does Sibongile do to make mother feel better? Sibongile <u> </u> to make her mother feel better. 5. Do you think this will make her mother feel better? Yes / No I do / do not think this will make her mother feel better. 				

MONDAY

	LOOK & SAY	sick	mother	made	laugh	better
	SOUND OUT	cake	bake	take	make	
		came	game	same	name	
	★	I can <u>bake</u> . I can <u>bake a cake</u> . Can you <u>bake</u> ? Can you <u>bake a cake</u> ?				
	READ	My mother is sick. I will <u>bake</u> . I will <u>bake a cake</u> . I will <u>bake a big cake</u> . I will <u>bake a big cake</u> for my sick mother. I will <u>take the cake</u> to my mother. She will feel better. She will feel better if she eats <u>cake</u> . She will feel better if she eats the <u>cake</u> that I made.				

TUESDAY

	WRITE	Copy the  and  words from Monday into your exercise books.				
---	-------	--	--	--	--	--



WEDNESDAY

	LOOK & SAY	sick	mother	made	laugh	better
	SOUND OUT	cake	bake	take	make	
		came	game	same	name	
	★	My <u>name</u> is Sam. I made a <u>cake</u> . I made a <u>cake</u> to <u>take</u> to the <u>game</u> .				
	READ	I play a <u>game</u> . I play a bad <u>game</u> . I play a <u>game</u> and smash the <u>cake</u> . I smash the <u>cake</u> my mother made. I laugh. I laugh when I smash the <u>cake</u> . I laugh when I smash the <u>cake</u> my mother made. My mom will not laugh. My mom will be mad. She will not like my <u>game</u> . It is a bad <u>game</u> .				





THURSDAY

	LOOK & SAY	sick	mother	made	laugh	better
 	READ	 <p>Sibongile is sad. Her mother is sick. She wants to <u>make</u> her mother feel better. She wants to <u>make</u> her mother laugh. She wants to <u>make</u> her mother laugh so she can feel better. Will her mother feel better if she laughs? Sibongile <u>came</u> to mother. She tried to <u>make</u> her feel better. She tried to <u>make</u> her laugh.</p>				




FRIDAY

	LOOK & SAY	sick	mother	made	laugh	better
	READ & ANSWER	<ol style="list-style-type: none"> 1. Who is sad? <u> </u> is sad. 2. Why is Sibongile sad? Sibongile is sad because <u> </u>. 3. What does Sibongile want to do? Sibongile wants to <u> </u>. 4. What does Sibongile do to make mother feel better? Sibongile <u> </u> to make her mother feel better. 5. Do you think this will make her mother feel better? Yes / No I do / do not think this will make her mother feel better. 				

MONDAY

	LOOK & SAY	sick	mother	made	laugh	better
	SOUND OUT	cake	bake	take	make	
		came	game	same	name	
	★	I can <u>bake</u> . I can <u>bake a cake</u> . Can you <u>bake</u> ? Can you <u>bake a cake</u> ?				
	READ	My mother is sick. I will <u>bake</u> . I will <u>bake a cake</u> . I will <u>bake a big cake</u> . I will <u>bake a big cake</u> for my sick mother. I will <u>take the cake</u> to my mother. She will feel better. She will feel better if she eats <u>cake</u> . She will feel better if she eats the <u>cake</u> that I made.				

TUESDAY

	WRITE	Copy the  and  words from Monday into your exercise books.				
---	-------	--	--	--	--	--



WEDNESDAY

	LOOK & SAY	sick	mother	made	laugh	better
	SOUND OUT	cake	bake	take	make	
		came	game	same	name	
	★	My <u>name</u> is Sam. I made a <u>cake</u> . I made a <u>cake</u> to <u>take</u> to the <u>game</u> .				
	READ	I play a <u>game</u> . I play a bad <u>game</u> . I play a <u>game</u> and smash the <u>cake</u> . I smash the <u>cake</u> my mother made. I laugh. I laugh when I smash the <u>cake</u> . I laugh when I smash the <u>cake</u> my mother made. My mom will not laugh. My mom will be mad. She will not like my <u>game</u> . It is a bad <u>game</u> .				





THURSDAY

	LOOK & SAY	sick	mother	made	laugh	better
 	READ	 <p>Sibongile is sad. Her mother is sick. She wants to <u>make</u> her mother feel better. She wants to <u>make</u> her mother laugh. She wants to <u>make</u> her mother laugh so she can feel better. Will her mother feel better if she laughs? Sibongile <u>came</u> to mother. She tried to <u>make</u> her feel better. She tried to <u>make</u> her laugh.</p>				




FRIDAY

	LOOK & SAY	sick	mother	made	laugh	better
	READ & ANSWER	<ol style="list-style-type: none"> 1. Who is sad? <u> </u> is sad. 2. Why is Sibongile sad? Sibongile is sad because <u> </u>. 3. What does Sibongile want to do? Sibongile wants to <u> </u>. 4. What does Sibongile do to make mother feel better? Sibongile <u> </u> to make her mother feel better. 5. Do you think this will make her mother feel better? Yes / No I do / do not think this will make her mother feel better. 				





MONDAY

	LOOK & SAY	felt	brother	wants	eat	forgot
	SOUND OUT	hide	pride	slide	wide	
		ice	mice	nice	rice	
	★	The <u>mice</u> will <u>hide</u> . The <u>mice</u> will <u>hide</u> in the <u>rice</u> . Is it <u>nice</u> to <u>hide</u> in <u>rice</u> ?				
	READ	My brother forgot. He forgot to eat. He forgot to eat the <u>rice</u> . He wants to <u>hide</u> . He wants to <u>hide</u> because he forgot to eat. It is not <u>nice</u> to <u>hide</u> . He will <u>hide</u> by the <u>slide</u> . It is not <u>nice</u> to <u>hide</u> by the <u>slide</u> . He must eat the <u>rice</u> . He must not <u>hide</u> . He wants to <u>hide</u> and not eat the <u>rice</u> .				





TUESDAY

	WRITE	Copy the  and  words from Monday into your exercise books.				
---	-------	--	--	--	--	--



WEDNESDAY

	LOOK & SAY	felt	brother	wants	eat	forgot
	SOUND OUT	hide	pride	slide	wide	
		ice	mice	nice	rice	
	★	I eat <u>ice</u> . It is <u>nice</u> to eat <u>ice</u> . My brother wants to eat <u>ice</u> . It is <u>nice</u> to eat <u>ice</u> .				
	READ	I go on the <u>slide</u> . I go on the <u>wide slide</u> . My brother wants to go on the <u>slide</u> . He wants to go on the <u>wide slide</u> . It is <u>nice</u> . It is <u>nice</u> to go on the <u>slide</u> . It is <u>nice</u> to go on the <u>wide slide</u> . I felt <u>pride</u> . I felt <u>pride</u> when I went on the <u>slide</u> . I felt <u>pride</u> when I went on the <u>wide slide</u> .				





THURSDAY

	LOOK & SAY	felt	brother	wants	eat	forgot
	READ	<div style="display: flex; align-items: center;">  <div style="margin-left: 20px;"> <p>Sibongile's brother forgot. He forgot to take his mother the toast to eat. Mother wants to eat. But they forgot. She told her brother to make the toast. He forgot. He forgot to make the toast. What will mother eat? Sibongile felt bad. They forgot. She felt bad that they forgot.</p> </div> </div> <div style="border: 1px solid black; padding: 5px; margin-top: 10px; display: flex; align-items: center;">  <div style="margin-left: 10px;"> toast </div> </div>				




FRIDAY

	LOOK & SAY	felt	brother	wants	eat	forgot
	READ & ANSWER	<ol style="list-style-type: none"> 1. Who forgot to make the toast? ___ forgot to make the toast. 2. What does mother want to do? Mother wants to ___. 3. Who told her brother to make the toast? ___ told her brother to make the toast. 4. How does Sibongile feel? Sibongile feels ___. 5. Why does Sibongile feel bad? Sibongile feels bad because ___. 				





MONDAY

	LOOK & SAY	felt	brother	wants	eat	forgot
	SOUND OUT	hide	pride	slide	wide	
		ice	mice	nice	rice	
	★	The <u>mice</u> will <u>hide</u> . The <u>mice</u> will <u>hide</u> in the <u>rice</u> . Is it <u>nice</u> to <u>hide</u> in <u>rice</u> ?				
	READ	My brother forgot. He forgot to eat. He forgot to eat the <u>rice</u> . He wants to <u>hide</u> . He wants to <u>hide</u> because he forgot to eat. It is not <u>nice</u> to <u>hide</u> . He will <u>hide</u> by the <u>slide</u> . It is not <u>nice</u> to <u>hide</u> by the <u>slide</u> . He must eat the <u>rice</u> . He must not <u>hide</u> . He wants to <u>hide</u> and not eat the <u>rice</u> .				




TUESDAY

	WRITE	Copy the  and  words from Monday into your exercise books.				
---	-------	--	--	--	--	--



WEDNESDAY

	LOOK & SAY	felt	brother	wants	eat	forgot
	SOUND OUT	hide	pride	slide	wide	
		ice	mice	nice	rice	
	★	I eat <u>ice</u> . It is <u>nice</u> to eat <u>ice</u> . My brother wants to eat <u>ice</u> . It is <u>nice</u> to eat <u>ice</u> .				
	READ	I go on the <u>slide</u> . I go on the <u>wide slide</u> . My brother wants to go on the <u>slide</u> . He wants to go on the <u>wide slide</u> . It is <u>nice</u> . It is <u>nice</u> to go on the <u>slide</u> . It is <u>nice</u> to go on the <u>wide slide</u> . I felt <u>pride</u> . I felt <u>pride</u> when I went on the <u>slide</u> . I felt <u>pride</u> when I went on the <u>wide slide</u> .				





THURSDAY

	LOOK & SAY	felt	brother	wants	eat	forgot
 	READ	<div data-bbox="443 376 834 768" data-label="Image"> </div> <p data-bbox="874 376 1449 801">Sibongile's brother forgot. He forgot to take his mother the toast to eat. Mother wants to eat. But they forgot. She told her brother to make the toast. He forgot. He forgot to make the toast. What will mother eat? Sibongile felt bad. They forgot. She felt bad that they forgot.</p> <div data-bbox="427 947 898 1102" data-label="Image"> </div>				




FRIDAY

	LOOK & SAY	felt	brother	wants	eat	forgot
	READ & ANSWER	<ol style="list-style-type: none"> 1. Who forgot to make the toast? ___ forgot to make the toast. 2. What does mother want to do? Mother wants to ___. 3. Who told her brother to make the toast? ___ told her brother to make the toast. 4. How does Sibongile feel? Sibongile feels ___. 5. Why does Sibongile feel bad? Sibongile feels bad because ___. 				





MONDAY

	LOOK & SAY	felt	brother	wants	eat	forgot
	SOUND OUT	hide	pride	slide	wide	
		ice	mice	nice	rice	
	★	The <u>mice</u> will <u>hide</u> . The <u>mice</u> will <u>hide</u> in the <u>rice</u> . Is it <u>nice</u> to <u>hide</u> in <u>rice</u> ?				
	READ	My brother forgot. He forgot to eat. He forgot to eat the <u>rice</u> . He wants to <u>hide</u> . He wants to <u>hide</u> because he forgot to eat. It is not <u>nice</u> to <u>hide</u> . He will <u>hide</u> by the <u>slide</u> . It is not <u>nice</u> to <u>hide</u> by the <u>slide</u> . He must eat the <u>rice</u> . He must not <u>hide</u> . He wants to <u>hide</u> and not eat the <u>rice</u> .				





TUESDAY

	WRITE	Copy the  and  words from Monday into your exercise books.				
---	-------	--	--	--	--	--



WEDNESDAY

	LOOK & SAY	felt	brother	wants	eat	forgot
	SOUND OUT	hide	pride	slide	wide	
		ice	mice	nice	rice	
	★	I eat <u>ice</u> . It is <u>nice</u> to eat <u>ice</u> . My brother wants to eat <u>ice</u> . It is <u>nice</u> to eat <u>ice</u> .				
	READ	I go on the <u>slide</u> . I go on the <u>wide slide</u> . My brother wants to go on the <u>slide</u> . He wants to go on the <u>wide slide</u> . It is <u>nice</u> . It is <u>nice</u> to go on the <u>slide</u> . It is <u>nice</u> to go on the <u>wide slide</u> . I felt <u>pride</u> . I felt <u>pride</u> when I went on the <u>slide</u> . I felt <u>pride</u> when I went on the <u>wide slide</u> .				





THURSDAY

	LOOK & SAY	felt	brother	wants	eat	forgot
	READ	<div style="display: flex; align-items: center;">  <div style="margin-left: 20px;"> <p>Sibongile's brother forgot. He forgot to take his mother the toast to eat. Mother wants to eat. But they forgot. She told her brother to make the toast. He forgot. He forgot to make the toast. What will mother eat? Sibongile felt bad. They forgot. She felt bad that they forgot.</p> </div> </div> <div style="border: 1px solid black; padding: 5px; margin-top: 10px; display: flex; align-items: center;">  <div style="margin-left: 10px;"> toast </div> </div>				




FRIDAY

	LOOK & SAY	felt	brother	wants	eat	forgot
	READ & ANSWER	<ol style="list-style-type: none"> 1. Who forgot to make the toast? ___ forgot to make the toast. 2. What does mother want to do? Mother wants to ___. 3. Who told her brother to make the toast? ___ told her brother to make the toast. 4. How does Sibongile feel? Sibongile feels ___. 5. Why does Sibongile feel bad? Sibongile feels bad because ___. 				





MONDAY

	LOOK & SAY	felt	brother	wants	eat	forgot
	SOUND OUT	hide	pride	slide	wide	
		ice	mice	nice	rice	
	★	The <u>mice</u> will <u>hide</u> . The <u>mice</u> will <u>hide</u> in the <u>rice</u> . Is it <u>nice</u> to <u>hide</u> in <u>rice</u> ?				
	READ	My brother forgot. He forgot to eat. He forgot to eat the <u>rice</u> . He wants to <u>hide</u> . He wants to <u>hide</u> because he forgot to eat. It is not <u>nice</u> to <u>hide</u> . He will <u>hide</u> by the <u>slide</u> . It is not <u>nice</u> to <u>hide</u> by the <u>slide</u> . He must eat the <u>rice</u> . He must not <u>hide</u> . He wants to <u>hide</u> and not eat the <u>rice</u> .				





TUESDAY

	WRITE	Copy the  and  words from Monday into your exercise books.				
---	-------	--	--	--	--	--



WEDNESDAY

	LOOK & SAY	felt	brother	wants	eat	forgot
	SOUND OUT	hide	pride	slide	wide	
		ice	mice	nice	rice	
	★	I eat <u>ice</u> . It is <u>nice</u> to eat <u>ice</u> . My brother wants to eat <u>ice</u> . It is <u>nice</u> to eat <u>ice</u> .				
	READ	I go on the <u>slide</u> . I go on the <u>wide slide</u> . My brother wants to go on the <u>slide</u> . He wants to go on the <u>wide slide</u> . It is <u>nice</u> . It is <u>nice</u> to go on the <u>slide</u> . It is <u>nice</u> to go on the <u>wide slide</u> . I felt <u>pride</u> . I felt <u>pride</u> when I went on the <u>slide</u> . I felt <u>pride</u> when I went on the <u>wide slide</u> .				





THURSDAY

	LOOK & SAY	felt	brother	wants	eat	forgot
	READ	<div style="display: flex; align-items: center;">  <div style="margin-left: 20px;"> <p>Sibongile's brother forgot. He forgot to take his mother the toast to eat. Mother wants to eat. But they forgot. She told her brother to make the toast. He forgot. He forgot to make the toast. What will mother eat? Sibongile felt bad. They forgot. She felt bad that they forgot.</p> </div> </div> <div style="border: 1px solid black; padding: 5px; margin-top: 10px; display: flex; align-items: center;">  <div style="margin-left: 10px;"> toast </div> </div>				




FRIDAY

	LOOK & SAY	felt	brother	wants	eat	forgot
	READ & ANSWER	<ol style="list-style-type: none"> 1. Who forgot to make the toast? ___ forgot to make the toast. 2. What does mother want to do? Mother wants to ___. 3. Who told her brother to make the toast? ___ told her brother to make the toast. 4. How does Sibongile feel? Sibongile feels ___. 5. Why does Sibongile feel bad? Sibongile feels bad because ___. 				





MONDAY

	LOOK & SAY	felt	brother	wants	eat	forgot
	SOUND OUT	hide	pride	slide	wide	
		ice	mice	nice	rice	
	★	The <u>mice</u> will <u>hide</u> . The <u>mice</u> will <u>hide</u> in the <u>rice</u> . Is it <u>nice</u> to <u>hide</u> in <u>rice</u> ?				
	READ	My brother forgot. He forgot to eat. He forgot to eat the <u>rice</u> . He wants to <u>hide</u> . He wants to <u>hide</u> because he forgot to eat. It is not <u>nice</u> to <u>hide</u> . He will <u>hide</u> by the <u>slide</u> . It is not <u>nice</u> to <u>hide</u> by the <u>slide</u> . He must eat the <u>rice</u> . He must not <u>hide</u> . He wants to <u>hide</u> and not eat the <u>rice</u> .				





TUESDAY

	WRITE	Copy the  and  words from Monday into your exercise books.				
---	-------	--	--	--	--	--



WEDNESDAY

	LOOK & SAY	felt	brother	wants	eat	forgot
	SOUND OUT	hide	pride	slide	wide	
		ice	mice	nice	rice	
	★	I eat <u>ice</u> . It is <u>nice</u> to eat <u>ice</u> . My brother wants to eat <u>ice</u> . It is <u>nice</u> to eat <u>ice</u> .				
	READ	I go on the <u>slide</u> . I go on the <u>wide slide</u> . My brother wants to go on the <u>slide</u> . He wants to go on the <u>wide slide</u> . It is <u>nice</u> . It is <u>nice</u> to go on the <u>slide</u> . It is <u>nice</u> to go on the <u>wide slide</u> . I felt <u>pride</u> . I felt <u>pride</u> when I went on the <u>slide</u> . I felt <u>pride</u> when I went on the <u>wide slide</u> .				





THURSDAY

	LOOK & SAY	felt	brother	wants	eat	forgot
	READ	<div style="display: flex; align-items: center;">  <div style="margin-left: 20px;"> <p>Sibongile's brother forgot. He forgot to take his mother the toast to eat. Mother wants to eat. But they forgot. She told her brother to make the toast. He forgot. He forgot to make the toast. What will mother eat? Sibongile felt bad. They forgot. She felt bad that they forgot.</p> </div> </div> <div style="border: 1px solid black; padding: 5px; margin-top: 10px; display: flex; align-items: center;">  <div style="margin-left: 10px;"> toast </div> </div>				




FRIDAY

	LOOK & SAY	felt	brother	wants	eat	forgot
	READ & ANSWER	<ol style="list-style-type: none"> 1. Who forgot to make the toast? ___ forgot to make the toast. 2. What does mother want to do? Mother wants to ___. 3. Who told her brother to make the toast? ___ told her brother to make the toast. 4. How does Sibongile feel? Sibongile feels ___. 5. Why does Sibongile feel bad? Sibongile feels bad because ___. 				





MONDAY

	LOOK & SAY	felt	brother	wants	eat	forgot
	SOUND OUT	hide	pride	slide	wide	
		ice	mice	nice	rice	
	★	The <u>mice</u> will <u>hide</u> . The <u>mice</u> will <u>hide</u> in the <u>rice</u> . Is it <u>nice</u> to <u>hide</u> in <u>rice</u> ?				
	READ	My brother forgot. He forgot to eat. He forgot to eat the <u>rice</u> . He wants to <u>hide</u> . He wants to <u>hide</u> because he forgot to eat. It is not <u>nice</u> to <u>hide</u> . He will <u>hide</u> by the <u>slide</u> . It is not <u>nice</u> to <u>hide</u> by the <u>slide</u> . He must eat the <u>rice</u> . He must not <u>hide</u> . He wants to <u>hide</u> and not eat the <u>rice</u> .				





TUESDAY

	WRITE	Copy the  and  words from Monday into your exercise books.				
---	-------	--	--	--	--	--



WEDNESDAY

	LOOK & SAY	felt	brother	wants	eat	forgot
	SOUND OUT	hide	pride	slide	wide	
		ice	mice	nice	rice	
	★	I eat <u>ice</u> . It is <u>nice</u> to eat <u>ice</u> . My brother wants to eat <u>ice</u> . It is <u>nice</u> to eat <u>ice</u> .				
	READ	I go on the <u>slide</u> . I go on the <u>wide slide</u> . My brother wants to go on the <u>slide</u> . He wants to go on the <u>wide slide</u> . It is <u>nice</u> . It is <u>nice</u> to go on the <u>slide</u> . It is <u>nice</u> to go on the <u>wide slide</u> . I felt <u>pride</u> . I felt <u>pride</u> when I went on the <u>slide</u> . I felt <u>pride</u> when I went on the <u>wide slide</u> .				





THURSDAY

	LOOK & SAY	felt	brother	wants	eat	forgot
	READ	<div style="display: flex; align-items: center;">  <div style="margin-left: 20px;"> <p>Sibongile's brother forgot. He forgot to take his mother the toast to eat. Mother wants to eat. But they forgot. She told her brother to make the toast. He forgot. He forgot to make the toast. What will mother eat? Sibongile felt bad. They forgot. She felt bad that they forgot.</p> </div> </div> <div style="border: 1px solid black; padding: 5px; margin-top: 10px; display: flex; align-items: center;">  <div style="margin-left: 10px;"> toast </div> </div>				




FRIDAY

	LOOK & SAY	felt	brother	wants	eat	forgot
	READ & ANSWER	<ol style="list-style-type: none"> 1. Who forgot to make the toast? ___ forgot to make the toast. 2. What does mother want to do? Mother wants to ___. 3. Who told her brother to make the toast? ___ told her brother to make the toast. 4. How does Sibongile feel? Sibongile feels ___. 5. Why does Sibongile feel bad? Sibongile feels bad because ___. 				





MONDAY

	LOOK & SAY	felt	brother	wants	eat	forgot
	SOUND OUT	hide	pride	slide	wide	
		ice	mice	nice	rice	
	★	The <u>mice</u> will <u>hide</u> . The <u>mice</u> will <u>hide</u> in the <u>rice</u> . Is it <u>nice</u> to <u>hide</u> in <u>rice</u> ?				
	READ	My brother forgot. He forgot to eat. He forgot to eat the <u>rice</u> . He wants to <u>hide</u> . He wants to <u>hide</u> because he forgot to eat. It is not <u>nice</u> to <u>hide</u> . He will <u>hide</u> by the <u>slide</u> . It is not <u>nice</u> to <u>hide</u> by the <u>slide</u> . He must eat the <u>rice</u> . He must not <u>hide</u> . He wants to <u>hide</u> and not eat the <u>rice</u> .				





TUESDAY

	WRITE	Copy the  and  words from Monday into your exercise books.				
---	-------	--	--	--	--	--



WEDNESDAY

	LOOK & SAY	felt	brother	wants	eat	forgot
	SOUND OUT	hide	pride	slide	wide	
		ice	mice	nice	rice	
	★	I eat <u>ice</u> . It is <u>nice</u> to eat <u>ice</u> . My brother wants to eat <u>ice</u> . It is <u>nice</u> to eat <u>ice</u> .				
	READ	I go on the <u>slide</u> . I go on the <u>wide slide</u> . My brother wants to go on the <u>slide</u> . He wants to go on the <u>wide slide</u> . It is <u>nice</u> . It is <u>nice</u> to go on the <u>slide</u> . It is <u>nice</u> to go on the <u>wide slide</u> . I felt <u>pride</u> . I felt <u>pride</u> when I went on the <u>slide</u> . I felt <u>pride</u> when I went on the <u>wide slide</u> .				





THURSDAY

	LOOK & SAY	felt	brother	wants	eat	forgot
	READ	<div style="display: flex; align-items: center;">  <div style="margin-left: 20px;"> <p>Sibongile's brother forgot. He forgot to take his mother the toast to eat. Mother wants to eat. But they forgot. She told her brother to make the toast. He forgot. He forgot to make the toast. What will mother eat? Sibongile felt bad. They forgot. She felt bad that they forgot.</p> </div> </div> <div style="border: 1px solid black; padding: 5px; margin-top: 10px; display: flex; align-items: center;">  <div style="margin-left: 10px;"> toast </div> </div>				




FRIDAY

	LOOK & SAY	felt	brother	wants	eat	forgot
	READ & ANSWER	<ol style="list-style-type: none"> 1. Who forgot to make the toast? ___ forgot to make the toast. 2. What does mother want to do? Mother wants to ___. 3. Who told her brother to make the toast? ___ told her brother to make the toast. 4. How does Sibongile feel? Sibongile feels ___. 5. Why does Sibongile feel bad? Sibongile feels bad because ___. 				





MONDAY

	LOOK & SAY	felt	brother	wants	eat	forgot
	SOUND OUT	hide	pride	slide	wide	
		ice	mice	nice	rice	
	★	The <u>mice</u> will <u>hide</u> . The <u>mice</u> will <u>hide</u> in the <u>rice</u> . Is it <u>nice</u> to <u>hide</u> in <u>rice</u> ?				
	READ	My brother forgot. He forgot to eat. He forgot to eat the <u>rice</u> . He wants to <u>hide</u> . He wants to <u>hide</u> because he forgot to eat. It is not <u>nice</u> to <u>hide</u> . He will <u>hide</u> by the <u>slide</u> . It is not <u>nice</u> to <u>hide</u> by the <u>slide</u> . He must eat the <u>rice</u> . He must not <u>hide</u> . He wants to <u>hide</u> and not eat the <u>rice</u> .				





TUESDAY

	WRITE	Copy the  and  words from Monday into your exercise books.				
---	-------	--	--	--	--	--



WEDNESDAY

	LOOK & SAY	felt	brother	wants	eat	forgot
	SOUND OUT	hide	pride	slide	wide	
		ice	mice	nice	rice	
	★	I eat <u>ice</u> . It is <u>nice</u> to eat <u>ice</u> . My brother wants to eat <u>ice</u> . It is <u>nice</u> to eat <u>ice</u> .				
	READ	I go on the <u>slide</u> . I go on the <u>wide slide</u> . My brother wants to go on the <u>slide</u> . He wants to go on the <u>wide slide</u> . It is <u>nice</u> . It is <u>nice</u> to go on the <u>slide</u> . It is <u>nice</u> to go on the <u>wide slide</u> . I felt <u>pride</u> . I felt <u>pride</u> when I went on the <u>slide</u> . I felt <u>pride</u> when I went on the <u>wide slide</u> .				





THURSDAY

	LOOK & SAY	felt	brother	wants	eat	forgot
	READ	<div style="display: flex; align-items: center;">  <div style="margin-left: 20px;"> <p>Sibongile's brother forgot. He forgot to take his mother the toast to eat. Mother wants to eat. But they forgot. She told her brother to make the toast. He forgot. He forgot to make the toast. What will mother eat? Sibongile felt bad. They forgot. She felt bad that they forgot.</p> </div> </div> <div style="border: 1px solid black; padding: 5px; margin-top: 10px; display: flex; align-items: center;">  <div style="margin-left: 10px;"> toast </div> </div>				




FRIDAY

	LOOK & SAY	felt	brother	wants	eat	forgot
	READ & ANSWER	<ol style="list-style-type: none"> 1. Who forgot to make the toast? ___ forgot to make the toast. 2. What does mother want to do? Mother wants to ___. 3. Who told her brother to make the toast? ___ told her brother to make the toast. 4. How does Sibongile feel? Sibongile feels ___. 5. Why does Sibongile feel bad? Sibongile feels bad because ___. 				





MONDAY

	LOOK & SAY	felt	brother	wants	eat	forgot
	SOUND OUT	hide	pride	slide	wide	
		ice	mice	nice	rice	
	★	The <u>mice</u> will <u>hide</u> . The <u>mice</u> will <u>hide</u> in the <u>rice</u> . Is it <u>nice</u> to <u>hide</u> in <u>rice</u> ?				
	READ	My brother forgot. He forgot to eat. He forgot to eat the <u>rice</u> . He wants to <u>hide</u> . He wants to <u>hide</u> because he forgot to eat. It is not <u>nice</u> to <u>hide</u> . He will <u>hide</u> by the <u>slide</u> . It is not <u>nice</u> to <u>hide</u> by the <u>slide</u> . He must eat the <u>rice</u> . He must not <u>hide</u> . He wants to <u>hide</u> and not eat the <u>rice</u> .				





TUESDAY

	WRITE	Copy the  and  words from Monday into your exercise books.				
---	-------	--	--	--	--	--



WEDNESDAY

	LOOK & SAY	felt	brother	wants	eat	forgot
	SOUND OUT	hide	pride	slide	wide	
		ice	mice	nice	rice	
	★	I eat <u>ice</u> . It is <u>nice</u> to eat <u>ice</u> . My brother wants to eat <u>ice</u> . It is <u>nice</u> to eat <u>ice</u> .				
	READ	I go on the <u>slide</u> . I go on the <u>wide slide</u> . My brother wants to go on the <u>slide</u> . He wants to go on the <u>wide slide</u> . It is <u>nice</u> . It is <u>nice</u> to go on the <u>slide</u> . It is <u>nice</u> to go on the <u>wide slide</u> . I felt <u>pride</u> . I felt <u>pride</u> when I went on the <u>slide</u> . I felt <u>pride</u> when I went on the <u>wide slide</u> .				





THURSDAY

	LOOK & SAY	felt	brother	wants	eat	forgot
	READ	<div style="display: flex; align-items: center;">  <div style="margin-left: 20px;"> <p>Sibongile's brother forgot. He forgot to take his mother the toast to eat. Mother wants to eat. But they forgot. She told her brother to make the toast. He forgot. He forgot to make the toast. What will mother eat? Sibongile felt bad. They forgot. She felt bad that they forgot.</p> </div> </div> <div style="border: 1px solid black; padding: 5px; margin-top: 10px; display: flex; align-items: center;">  <div style="margin-left: 10px;"> toast </div> </div>				




FRIDAY

	LOOK & SAY	felt	brother	wants	eat	forgot
	READ & ANSWER	<ol style="list-style-type: none"> 1. Who forgot to make the toast? ___ forgot to make the toast. 2. What does mother want to do? Mother wants to ___. 3. Who told her brother to make the toast? ___ told her brother to make the toast. 4. How does Sibongile feel? Sibongile feels ___. 5. Why does Sibongile feel bad? Sibongile feels bad because ___. 				





MONDAY

	LOOK & SAY	felt	brother	wants	eat	forgot
	SOUND OUT	hide	pride	slide	wide	
		ice	mice	nice	rice	
	★	The <u>mice</u> will <u>hide</u> . The <u>mice</u> will <u>hide</u> in the <u>rice</u> . Is it <u>nice</u> to <u>hide</u> in <u>rice</u> ?				
	READ	My brother forgot. He forgot to eat. He forgot to eat the <u>rice</u> . He wants to <u>hide</u> . He wants to <u>hide</u> because he forgot to eat. It is not <u>nice</u> to <u>hide</u> . He will <u>hide</u> by the <u>slide</u> . It is not <u>nice</u> to <u>hide</u> by the <u>slide</u> . He must eat the <u>rice</u> . He must not <u>hide</u> . He wants to <u>hide</u> and not eat the <u>rice</u> .				





TUESDAY

	WRITE	Copy the  and  words from Monday into your exercise books.				
---	-------	--	--	--	--	--



WEDNESDAY

	LOOK & SAY	felt	brother	wants	eat	forgot
	SOUND OUT	hide	pride	slide	wide	
		ice	mice	nice	rice	
	★	I eat <u>ice</u> . It is <u>nice</u> to eat <u>ice</u> . My brother wants to eat <u>ice</u> . It is <u>nice</u> to eat <u>ice</u> .				
	READ	I go on the <u>slide</u> . I go on the <u>wide slide</u> . My brother wants to go on the <u>slide</u> . He wants to go on the <u>wide slide</u> . It is <u>nice</u> . It is <u>nice</u> to go on the <u>slide</u> . It is <u>nice</u> to go on the <u>wide slide</u> . I felt <u>pride</u> . I felt <u>pride</u> when I went on the <u>slide</u> . I felt <u>pride</u> when I went on the <u>wide slide</u> .				





THURSDAY

	LOOK & SAY	felt	brother	wants	eat	forgot
	READ	<div style="display: flex; align-items: center;">  <div style="margin-left: 20px;"> <p>Sibongile's brother forgot. He forgot to take his mother the toast to eat. Mother wants to eat. But they forgot. She told her brother to make the toast. He forgot. He forgot to make the toast. What will mother eat? Sibongile felt bad. They forgot. She felt bad that they forgot.</p> </div> </div> <div style="border: 1px solid black; padding: 5px; margin-top: 10px; display: flex; align-items: center;">  <div style="margin-left: 10px;"> toast </div> </div>				




FRIDAY

	LOOK & SAY	felt	brother	wants	eat	forgot
	READ & ANSWER	<ol style="list-style-type: none"> 1. Who forgot to make the toast? ___ forgot to make the toast. 2. What does mother want to do? Mother wants to ___. 3. Who told her brother to make the toast? ___ told her brother to make the toast. 4. How does Sibongile feel? Sibongile feels ___. 5. Why does Sibongile feel bad? Sibongile feels bad because ___. 				





MONDAY

	LOOK & SAY	felt	brother	wants	eat	forgot
	SOUND OUT	hide	pride	slide	wide	
		ice	mice	nice	rice	
	★	The <u>mice</u> will <u>hide</u> . The <u>mice</u> will <u>hide</u> in the <u>rice</u> . Is it <u>nice</u> to <u>hide</u> in <u>rice</u> ?				
	READ	My brother forgot. He forgot to eat. He forgot to eat the <u>rice</u> . He wants to <u>hide</u> . He wants to <u>hide</u> because he forgot to eat. It is not <u>nice</u> to <u>hide</u> . He will <u>hide</u> by the <u>slide</u> . It is not <u>nice</u> to <u>hide</u> by the <u>slide</u> . He must eat the <u>rice</u> . He must not <u>hide</u> . He wants to <u>hide</u> and not eat the <u>rice</u> .				




TUESDAY

	WRITE	Copy the  and  words from Monday into your exercise books.				
---	-------	--	--	--	--	--



WEDNESDAY

	LOOK & SAY	felt	brother	wants	eat	forgot
	SOUND OUT	hide	pride	slide	wide	
		ice	mice	nice	rice	
	★	I eat <u>ice</u> . It is <u>nice</u> to eat <u>ice</u> . My brother wants to eat <u>ice</u> . It is <u>nice</u> to eat <u>ice</u> .				
	READ	I go on the <u>slide</u> . I go on the <u>wide slide</u> . My brother wants to go on the <u>slide</u> . He wants to go on the <u>wide slide</u> . It is <u>nice</u> . It is <u>nice</u> to go on the <u>slide</u> . It is <u>nice</u> to go on the <u>wide slide</u> . I felt <u>pride</u> . I felt <u>pride</u> when I went on the <u>slide</u> . I felt <u>pride</u> when I went on the <u>wide slide</u> .				





THURSDAY

	LOOK & SAY	felt	brother	wants	eat	forgot
 	READ	<div data-bbox="443 376 834 768" data-label="Image"> </div> <p data-bbox="874 376 1449 801">Sibongile's brother forgot. He forgot to take his mother the toast to eat. Mother wants to eat. But they forgot. She told her brother to make the toast. He forgot. He forgot to make the toast. What will mother eat? Sibongile felt bad. They forgot. She felt bad that they forgot.</p> <div data-bbox="427 943 895 1102" data-label="Image"> </div>				




FRIDAY

	LOOK & SAY	felt	brother	wants	eat	forgot
	READ & ANSWER	<ol style="list-style-type: none"> 1. Who forgot to make the toast? ___ forgot to make the toast. 2. What does mother want to do? Mother wants to ___. 3. Who told her brother to make the toast? ___ told her brother to make the toast. 4. How does Sibongile feel? Sibongile feels ___. 5. Why does Sibongile feel bad? Sibongile feels bad because ___. 				





MONDAY

	LOOK & SAY	felt	brother	wants	eat	forgot
	SOUND OUT	hide	pride	slide	wide	
		ice	mice	nice	rice	
	★	The <u>mice</u> will <u>hide</u> . The <u>mice</u> will <u>hide</u> in the <u>rice</u> . Is it <u>nice</u> to <u>hide</u> in <u>rice</u> ?				
	READ	My brother forgot. He forgot to eat. He forgot to eat the <u>rice</u> . He wants to <u>hide</u> . He wants to <u>hide</u> because he forgot to eat. It is not <u>nice</u> to <u>hide</u> . He will <u>hide</u> by the <u>slide</u> . It is not <u>nice</u> to <u>hide</u> by the <u>slide</u> . He must eat the <u>rice</u> . He must not <u>hide</u> . He wants to <u>hide</u> and not eat the <u>rice</u> .				





TUESDAY

	WRITE	Copy the  and  words from Monday into your exercise books.				
---	-------	--	--	--	--	--



WEDNESDAY

	LOOK & SAY	felt	brother	wants	eat	forgot
	SOUND OUT	hide	pride	slide	wide	
		ice	mice	nice	rice	
	★	I eat <u>ice</u> . It is <u>nice</u> to eat <u>ice</u> . My brother wants to eat <u>ice</u> . It is <u>nice</u> to eat <u>ice</u> .				
	READ	I go on the <u>slide</u> . I go on the <u>wide slide</u> . My brother wants to go on the <u>slide</u> . He wants to go on the <u>wide slide</u> . It is <u>nice</u> . It is <u>nice</u> to go on the <u>slide</u> . It is <u>nice</u> to go on the <u>wide slide</u> . I felt <u>pride</u> . I felt <u>pride</u> when I went on the <u>slide</u> . I felt <u>pride</u> when I went on the <u>wide slide</u> .				





THURSDAY

	LOOK & SAY	felt	brother	wants	eat	forgot
	READ	<div style="display: flex; align-items: center;">  <div style="margin-left: 20px;"> <p>Sibongile's brother forgot. He forgot to take his mother the toast to eat. Mother wants to eat. But they forgot. She told her brother to make the toast. He forgot. He forgot to make the toast. What will mother eat? Sibongile felt bad. They forgot. She felt bad that they forgot.</p> </div> </div> <div style="border: 1px solid black; padding: 5px; margin-top: 10px; display: flex; align-items: center;">  <div style="margin-left: 10px;"> toast </div> </div>				




FRIDAY

	LOOK & SAY	felt	brother	wants	eat	forgot
	READ & ANSWER	<ol style="list-style-type: none"> 1. Who forgot to make the toast? ___ forgot to make the toast. 2. What does mother want to do? Mother wants to ___. 3. Who told her brother to make the toast? ___ told her brother to make the toast. 4. How does Sibongile feel? Sibongile feels ___. 5. Why does Sibongile feel bad? Sibongile feels bad because ___. 				





MONDAY

	LOOK & SAY	felt	brother	wants	eat	forgot
	SOUND OUT	hide	pride	slide	wide	
		ice	mice	nice	rice	
	★	The <u>mice</u> will <u>hide</u> . The <u>mice</u> will <u>hide</u> in the <u>rice</u> . Is it <u>nice</u> to <u>hide</u> in <u>rice</u> ?				
	READ	My brother forgot. He forgot to eat. He forgot to eat the <u>rice</u> . He wants to <u>hide</u> . He wants to <u>hide</u> because he forgot to eat. It is not <u>nice</u> to <u>hide</u> . He will <u>hide</u> by the <u>slide</u> . It is not <u>nice</u> to <u>hide</u> by the <u>slide</u> . He must eat the <u>rice</u> . He must not <u>hide</u> . He wants to <u>hide</u> and not eat the <u>rice</u> .				





TUESDAY

	WRITE	Copy the  and  words from Monday into your exercise books.				
---	-------	--	--	--	--	--



WEDNESDAY

	LOOK & SAY	felt	brother	wants	eat	forgot
	SOUND OUT	hide	pride	slide	wide	
		ice	mice	nice	rice	
	★	I eat <u>ice</u> . It is <u>nice</u> to eat <u>ice</u> . My brother wants to eat <u>ice</u> . It is <u>nice</u> to eat <u>ice</u> .				
	READ	I go on the <u>slide</u> . I go on the <u>wide slide</u> . My brother wants to go on the <u>slide</u> . He wants to go on the <u>wide slide</u> . It is <u>nice</u> . It is <u>nice</u> to go on the <u>slide</u> . It is <u>nice</u> to go on the <u>wide slide</u> . I felt <u>pride</u> . I felt <u>pride</u> when I went on the <u>slide</u> . I felt <u>pride</u> when I went on the <u>wide slide</u> .				





THURSDAY

	LOOK & SAY	felt	brother	wants	eat	forgot
	READ	<div style="display: flex; align-items: center;">  <div style="margin-left: 20px;"> <p>Sibongile's brother forgot. He forgot to take his mother the toast to eat. Mother wants to eat. But they forgot. She told her brother to make the toast. He forgot. He forgot to make the toast. What will mother eat? Sibongile felt bad. They forgot. She felt bad that they forgot.</p> </div> </div> <div style="border: 1px solid black; padding: 5px; margin-top: 10px; display: flex; align-items: center;">  <div style="margin-left: 10px;"> toast </div> </div>				




FRIDAY

	LOOK & SAY	felt	brother	wants	eat	forgot
	READ & ANSWER	<ol style="list-style-type: none"> 1. Who forgot to make the toast? ___ forgot to make the toast. 2. What does mother want to do? Mother wants to ___. 3. Who told her brother to make the toast? ___ told her brother to make the toast. 4. How does Sibongile feel? Sibongile feels ___. 5. Why does Sibongile feel bad? Sibongile feels bad because ___. 				





MONDAY

	LOOK & SAY	felt	brother	wants	eat	forgot
	SOUND OUT	hide	pride	slide	wide	
		ice	mice	nice	rice	
	★	The <u>mice</u> will <u>hide</u> . The <u>mice</u> will <u>hide</u> in the <u>rice</u> . Is it <u>nice</u> to <u>hide</u> in <u>rice</u> ?				
	READ	My brother forgot. He forgot to eat. He forgot to eat the <u>rice</u> . He wants to <u>hide</u> . He wants to <u>hide</u> because he forgot to eat. It is not <u>nice</u> to <u>hide</u> . He will <u>hide</u> by the <u>slide</u> . It is not <u>nice</u> to <u>hide</u> by the <u>slide</u> . He must eat the <u>rice</u> . He must not <u>hide</u> . He wants to <u>hide</u> and not eat the <u>rice</u> .				






TUESDAY

	WRITE	Copy the  and  words from Monday into your exercise books.				
---	-------	--	--	--	--	--



WEDNESDAY

	LOOK & SAY	felt	brother	wants	eat	forgot
	SOUND OUT	hide	pride	slide	wide	
		ice	mice	nice	rice	
	★	I eat <u>ice</u> . It is <u>nice</u> to eat <u>ice</u> . My brother wants to eat <u>ice</u> . It is <u>nice</u> to eat <u>ice</u> .				
	READ	I go on the <u>slide</u> . I go on the <u>wide slide</u> . My brother wants to go on the <u>slide</u> . He wants to go on the <u>wide slide</u> . It is <u>nice</u> . It is <u>nice</u> to go on the <u>slide</u> . It is <u>nice</u> to go on the <u>wide slide</u> . I felt <u>pride</u> . I felt <u>pride</u> when I went on the <u>slide</u> . I felt <u>pride</u> when I went on the <u>wide slide</u> .				





THURSDAY

	LOOK & SAY	felt	brother	wants	eat	forgot
 	READ	<div style="display: flex; align-items: center;">  <div style="margin-left: 20px;"> <p>Sibongile's brother forgot. He forgot to take his mother the toast to eat. Mother wants to eat. But they forgot. She told her brother to make the toast. He forgot. He forgot to make the toast. What will mother eat? Sibongile felt bad. They forgot. She felt bad that they forgot.</p> </div> </div> <div style="border: 1px solid black; padding: 5px; margin-top: 10px; display: flex; align-items: center;">  <div style="margin-left: 10px;"> toast </div> </div>				




FRIDAY

	LOOK & SAY	felt	brother	wants	eat	forgot
	READ & ANSWER	<ol style="list-style-type: none"> 1. Who forgot to make the toast? ___ forgot to make the toast. 2. What does mother want to do? Mother wants to ___. 3. Who told her brother to make the toast? ___ told her brother to make the toast. 4. How does Sibongile feel? Sibongile feels ___. 5. Why does Sibongile feel bad? Sibongile feels bad because ___. 				





MONDAY

	LOOK & SAY	felt	brother	wants	eat	forgot
	SOUND OUT	hide	pride	slide	wide	
		ice	mice	nice	rice	
	★	The <u>mice</u> will <u>hide</u> . The <u>mice</u> will <u>hide</u> in the <u>rice</u> . Is it <u>nice</u> to <u>hide</u> in <u>rice</u> ?				
	READ	My brother forgot. He forgot to eat. He forgot to eat the <u>rice</u> . He wants to <u>hide</u> . He wants to <u>hide</u> because he forgot to eat. It is not <u>nice</u> to <u>hide</u> . He will <u>hide</u> by the <u>slide</u> . It is not <u>nice</u> to <u>hide</u> by the <u>slide</u> . He must eat the <u>rice</u> . He must not <u>hide</u> . He wants to <u>hide</u> and not eat the <u>rice</u> .				





TUESDAY

	WRITE	Copy the  and  words from Monday into your exercise books.				
---	-------	--	--	--	--	--



WEDNESDAY

	LOOK & SAY	felt	brother	wants	eat	forgot
	SOUND OUT	hide	pride	slide	wide	
		ice	mice	nice	rice	
	★	I eat <u>ice</u> . It is <u>nice</u> to eat <u>ice</u> . My brother wants to eat <u>ice</u> . It is <u>nice</u> to eat <u>ice</u> .				
	READ	I go on the <u>slide</u> . I go on the <u>wide slide</u> . My brother wants to go on the <u>slide</u> . He wants to go on the <u>wide slide</u> . It is <u>nice</u> . It is <u>nice</u> to go on the <u>slide</u> . It is <u>nice</u> to go on the <u>wide slide</u> . I felt <u>pride</u> . I felt <u>pride</u> when I went on the <u>slide</u> . I felt <u>pride</u> when I went on the <u>wide slide</u> .				





THURSDAY

	LOOK & SAY	felt	brother	wants	eat	forgot
	READ	<div style="display: flex; align-items: center;">  <div style="margin-left: 20px;"> <p>Sibongile's brother forgot. He forgot to take his mother the toast to eat. Mother wants to eat. But they forgot. She told her brother to make the toast. He forgot. He forgot to make the toast. What will mother eat? Sibongile felt bad. They forgot. She felt bad that they forgot.</p> </div> </div> <div style="border: 1px solid black; padding: 5px; margin-top: 10px; display: flex; align-items: center;">  <div style="margin-left: 10px;"> toast </div> </div>				




FRIDAY

	LOOK & SAY	felt	brother	wants	eat	forgot
	READ & ANSWER	<ol style="list-style-type: none"> 1. Who forgot to make the toast? ___ forgot to make the toast. 2. What does mother want to do? Mother wants to ___. 3. Who told her brother to make the toast? ___ told her brother to make the toast. 4. How does Sibongile feel? Sibongile feels ___. 5. Why does Sibongile feel bad? Sibongile feels bad because ___. 				





MONDAY

	LOOK & SAY	felt	brother	wants	eat	forgot
	SOUND OUT	hide	pride	slide	wide	
		ice	mice	nice	rice	
	★	The <u>mice</u> will <u>hide</u> . The <u>mice</u> will <u>hide</u> in the <u>rice</u> . Is it <u>nice</u> to <u>hide</u> in <u>rice</u> ?				
	READ	My brother forgot. He forgot to eat. He forgot to eat the <u>rice</u> . He wants to <u>hide</u> . He wants to <u>hide</u> because he forgot to eat. It is not <u>nice</u> to <u>hide</u> . He will <u>hide</u> by the <u>slide</u> . It is not <u>nice</u> to <u>hide</u> by the <u>slide</u> . He must eat the <u>rice</u> . He must not <u>hide</u> . He wants to <u>hide</u> and not eat the <u>rice</u> .				





TUESDAY

	WRITE	Copy the  and  words from Monday into your exercise books.				
---	-------	--	--	--	--	--



WEDNESDAY

	LOOK & SAY	felt	brother	wants	eat	forgot
	SOUND OUT	hide	pride	slide	wide	
		ice	mice	nice	rice	
	★	I eat <u>ice</u> . It is <u>nice</u> to eat <u>ice</u> . My brother wants to eat <u>ice</u> . It is <u>nice</u> to eat <u>ice</u> .				
	READ	I go on the <u>slide</u> . I go on the <u>wide slide</u> . My brother wants to go on the <u>slide</u> . He wants to go on the <u>wide slide</u> . It is <u>nice</u> . It is <u>nice</u> to go on the <u>slide</u> . It is <u>nice</u> to go on the <u>wide slide</u> . I felt <u>pride</u> . I felt <u>pride</u> when I went on the <u>slide</u> . I felt <u>pride</u> when I went on the <u>wide slide</u> .				





THURSDAY

	LOOK & SAY	felt	brother	wants	eat	forgot
	READ	<div style="display: flex; align-items: center;">  <div style="margin-left: 20px;"> <p>Sibongile's brother forgot. He forgot to take his mother the toast to eat. Mother wants to eat. But they forgot. She told her brother to make the toast. He forgot. He forgot to make the toast. What will mother eat? Sibongile felt bad. They forgot. She felt bad that they forgot.</p> </div> </div> <div style="border: 1px solid black; padding: 5px; margin-top: 10px; display: flex; align-items: center;">  <div style="margin-left: 10px;"> toast </div> </div>				




FRIDAY

	LOOK & SAY	felt	brother	wants	eat	forgot
	READ & ANSWER	<ol style="list-style-type: none"> 1. Who forgot to make the toast? ___ forgot to make the toast. 2. What does mother want to do? Mother wants to ___. 3. Who told her brother to make the toast? ___ told her brother to make the toast. 4. How does Sibongile feel? Sibongile feels ___. 5. Why does Sibongile feel bad? Sibongile feels bad because ___. 				





MONDAY

	LOOK & SAY	felt	brother	wants	eat	forgot
	SOUND OUT	hide	pride	slide	wide	
		ice	mice	nice	rice	
	★	The <u>mice</u> will <u>hide</u> . The <u>mice</u> will <u>hide</u> in the <u>rice</u> . Is it <u>nice</u> to <u>hide</u> in <u>rice</u> ?				
	READ	My brother forgot. He forgot to eat. He forgot to eat the <u>rice</u> . He wants to <u>hide</u> . He wants to <u>hide</u> because he forgot to eat. It is not <u>nice</u> to <u>hide</u> . He will <u>hide</u> by the <u>slide</u> . It is not <u>nice</u> to <u>hide</u> by the <u>slide</u> . He must eat the <u>rice</u> . He must not <u>hide</u> . He wants to <u>hide</u> and not eat the <u>rice</u> .				





TUESDAY

	WRITE	Copy the  and  words from Monday into your exercise books.				
---	-------	--	--	--	--	--



WEDNESDAY

	LOOK & SAY	felt	brother	wants	eat	forgot
	SOUND OUT	hide	pride	slide	wide	
		ice	mice	nice	rice	
	★	I eat <u>ice</u> . It is <u>nice</u> to eat <u>ice</u> . My brother wants to eat <u>ice</u> . It is <u>nice</u> to eat <u>ice</u> .				
	READ	I go on the <u>slide</u> . I go on the <u>wide slide</u> . My brother wants to go on the <u>slide</u> . He wants to go on the <u>wide slide</u> . It is <u>nice</u> . It is <u>nice</u> to go on the <u>slide</u> . It is <u>nice</u> to go on the <u>wide slide</u> . I felt <u>pride</u> . I felt <u>pride</u> when I went on the <u>slide</u> . I felt <u>pride</u> when I went on the <u>wide slide</u> .				





THURSDAY

	LOOK & SAY	felt	brother	wants	eat	forgot
	READ	<div style="display: flex; align-items: center;">  <div style="margin-left: 20px;"> <p>Sibongile's brother forgot. He forgot to take his mother the toast to eat. Mother wants to eat. But they forgot. She told her brother to make the toast. He forgot. He forgot to make the toast. What will mother eat? Sibongile felt bad. They forgot. She felt bad that they forgot.</p> </div> </div> <div style="border: 1px solid black; padding: 5px; margin-top: 10px; display: flex; align-items: center;">  <div style="margin-left: 10px;"> toast </div> </div>				




FRIDAY

	LOOK & SAY	felt	brother	wants	eat	forgot
	READ & ANSWER	<ol style="list-style-type: none"> 1. Who forgot to make the toast? ___ forgot to make the toast. 2. What does mother want to do? Mother wants to ___. 3. Who told her brother to make the toast? ___ told her brother to make the toast. 4. How does Sibongile feel? Sibongile feels ___. 5. Why does Sibongile feel bad? Sibongile feels bad because ___. 				





MONDAY

	LOOK & SAY	felt	brother	wants	eat	forgot
	SOUND OUT	hide	pride	slide	wide	
		ice	mice	nice	rice	
	★	The <u>mice</u> will <u>hide</u> . The <u>mice</u> will <u>hide</u> in the <u>rice</u> . Is it <u>nice</u> to <u>hide</u> in <u>rice</u> ?				
	READ	My brother forgot. He forgot to eat. He forgot to eat the <u>rice</u> . He wants to <u>hide</u> . He wants to <u>hide</u> because he forgot to eat. It is not <u>nice</u> to <u>hide</u> . He will <u>hide</u> by the <u>slide</u> . It is not <u>nice</u> to <u>hide</u> by the <u>slide</u> . He must eat the <u>rice</u> . He must not <u>hide</u> . He wants to <u>hide</u> and not eat the <u>rice</u> .				





TUESDAY

	WRITE	Copy the  and  words from Monday into your exercise books.				
---	-------	--	--	--	--	--



WEDNESDAY

	LOOK & SAY	felt	brother	wants	eat	forgot
	SOUND OUT	hide	pride	slide	wide	
		ice	mice	nice	rice	
	★	I eat <u>ice</u> . It is <u>nice</u> to eat <u>ice</u> . My brother wants to eat <u>ice</u> . It is <u>nice</u> to eat <u>ice</u> .				
	READ	I go on the <u>slide</u> . I go on the <u>wide slide</u> . My brother wants to go on the <u>slide</u> . He wants to go on the <u>wide slide</u> . It is <u>nice</u> . It is <u>nice</u> to go on the <u>slide</u> . It is <u>nice</u> to go on the <u>wide slide</u> . I felt <u>pride</u> . I felt <u>pride</u> when I went on the <u>slide</u> . I felt <u>pride</u> when I went on the <u>wide slide</u> .				





THURSDAY

	LOOK & SAY	felt	brother	wants	eat	forgot
	READ	<div style="display: flex; align-items: center;">  <div style="margin-left: 20px;"> <p>Sibongile's brother forgot. He forgot to take his mother the toast to eat. Mother wants to eat. But they forgot. She told her brother to make the toast. He forgot. He forgot to make the toast. What will mother eat? Sibongile felt bad. They forgot. She felt bad that they forgot.</p> </div> </div> <div style="border: 1px solid black; padding: 5px; margin-top: 10px; display: flex; align-items: center;">  <div style="margin-left: 10px;"> toast </div> </div>				




FRIDAY

	LOOK & SAY	felt	brother	wants	eat	forgot
	READ & ANSWER	<ol style="list-style-type: none"> 1. Who forgot to make the toast? ___ forgot to make the toast. 2. What does mother want to do? Mother wants to ___. 3. Who told her brother to make the toast? ___ told her brother to make the toast. 4. How does Sibongile feel? Sibongile feels ___. 5. Why does Sibongile feel bad? Sibongile feels bad because ___. 				





MONDAY

	LOOK & SAY	felt	brother	wants	eat	forgot
	SOUND OUT	hide	pride	slide	wide	
		ice	mice	nice	rice	
	★	The <u>mice</u> will <u>hide</u> . The <u>mice</u> will <u>hide</u> in the <u>rice</u> . Is it <u>nice</u> to <u>hide</u> in <u>rice</u> ?				
	READ	My brother forgot. He forgot to eat. He forgot to eat the <u>rice</u> . He wants to <u>hide</u> . He wants to <u>hide</u> because he forgot to eat. It is not <u>nice</u> to <u>hide</u> . He will <u>hide</u> by the <u>slide</u> . It is not <u>nice</u> to <u>hide</u> by the <u>slide</u> . He must eat the <u>rice</u> . He must not <u>hide</u> . He wants to <u>hide</u> and not eat the <u>rice</u> .				





TUESDAY

	WRITE	Copy the  and  words from Monday into your exercise books.				
---	-------	--	--	--	--	--



WEDNESDAY

	LOOK & SAY	felt	brother	wants	eat	forgot
	SOUND OUT	hide	pride	slide	wide	
		ice	mice	nice	rice	
	★	I eat <u>ice</u> . It is <u>nice</u> to eat <u>ice</u> . My brother wants to eat <u>ice</u> . It is <u>nice</u> to eat <u>ice</u> .				
	READ	I go on the <u>slide</u> . I go on the <u>wide slide</u> . My brother wants to go on the <u>slide</u> . He wants to go on the <u>wide slide</u> . It is <u>nice</u> . It is <u>nice</u> to go on the <u>slide</u> . It is <u>nice</u> to go on the <u>wide slide</u> . I felt <u>pride</u> . I felt <u>pride</u> when I went on the <u>slide</u> . I felt <u>pride</u> when I went on the <u>wide slide</u> .				





THURSDAY

	LOOK & SAY	felt	brother	wants	eat	forgot
	READ	<div style="display: flex; align-items: center;">  <div style="margin-left: 20px;"> <p>Sibongile's brother forgot. He forgot to take his mother the toast to eat. Mother wants to eat. But they forgot. She told her brother to make the toast. He forgot. He forgot to make the toast. What will mother eat? Sibongile felt bad. They forgot. She felt bad that they forgot.</p> </div> </div> <div style="border: 1px solid black; padding: 5px; margin-top: 10px; display: flex; align-items: center;">  <div style="margin-left: 10px;"> toast </div> </div>				


FRIDAY

	LOOK & SAY	felt	brother	wants	eat	forgot
	READ & ANSWER	<ol style="list-style-type: none"> 1. Who forgot to make the toast? ___ forgot to make the toast. 2. What does mother want to do? Mother wants to ___. 3. Who told her brother to make the toast? ___ told her brother to make the toast. 4. How does Sibongile feel? Sibongile feels ___. 5. Why does Sibongile feel bad? Sibongile feels bad because ___. 				





MONDAY

	LOOK & SAY	felt	brother	wants	eat	forgot
	SOUND OUT	hide	pride	slide	wide	
		ice	mice	nice	rice	
	★	The <u>mice</u> will <u>hide</u> . The <u>mice</u> will <u>hide</u> in the <u>rice</u> . Is it <u>nice</u> to <u>hide</u> in <u>rice</u> ?				
	READ	My brother forgot. He forgot to eat. He forgot to eat the <u>rice</u> . He wants to <u>hide</u> . He wants to <u>hide</u> because he forgot to eat. It is not <u>nice</u> to <u>hide</u> . He will <u>hide</u> by the <u>slide</u> . It is not <u>nice</u> to <u>hide</u> by the <u>slide</u> . He must eat the <u>rice</u> . He must not <u>hide</u> . He wants to <u>hide</u> and not eat the <u>rice</u> .				





TUESDAY

	WRITE	Copy the  and  words from Monday into your exercise books.				
---	-------	--	--	--	--	--



WEDNESDAY

	LOOK & SAY	felt	brother	wants	eat	forgot
	SOUND OUT	hide	pride	slide	wide	
		ice	mice	nice	rice	
	★	I eat <u>ice</u> . It is <u>nice</u> to eat <u>ice</u> . My brother wants to eat <u>ice</u> . It is <u>nice</u> to eat <u>ice</u> .				
	READ	I go on the <u>slide</u> . I go on the <u>wide slide</u> . My brother wants to go on the <u>slide</u> . He wants to go on the <u>wide slide</u> . It is <u>nice</u> . It is <u>nice</u> to go on the <u>slide</u> . It is <u>nice</u> to go on the <u>wide slide</u> . I felt <u>pride</u> . I felt <u>pride</u> when I went on the <u>slide</u> . I felt <u>pride</u> when I went on the <u>wide slide</u> .				





THURSDAY

	LOOK & SAY	felt	brother	wants	eat	forgot
	READ	<div style="display: flex; align-items: center;">  <div style="margin-left: 20px;"> <p>Sibongile's brother forgot. He forgot to take his mother the toast to eat. Mother wants to eat. But they forgot. She told her brother to make the toast. He forgot. He forgot to make the toast. What will mother eat? Sibongile felt bad. They forgot. She felt bad that they forgot.</p> </div> </div> <div style="border: 1px solid black; padding: 5px; margin-top: 10px; display: flex; align-items: center;">  <div style="margin-left: 10px;"> toast </div> </div>				




FRIDAY

	LOOK & SAY	felt	brother	wants	eat	forgot
	READ & ANSWER	<ol style="list-style-type: none"> 1. Who forgot to make the toast? ___ forgot to make the toast. 2. What does mother want to do? Mother wants to ___. 3. Who told her brother to make the toast? ___ told her brother to make the toast. 4. How does Sibongile feel? Sibongile feels ___. 5. Why does Sibongile feel bad? Sibongile feels bad because ___. 				





MONDAY

	LOOK & SAY	idea	soccer	boots	score	goal
	SOUND OUT	joke	woke	broke	spoke	
	★	I <u>woke</u> up. Did you see that I <u>woke</u> up? The dog <u>woke</u> up. Did you see that the dog <u>woke</u> up?				
	READ	I score a goal. I score a goal in soccer. I score a goal with my soccer boots. It is not a <u>joke</u> . I scored a goal with my pink soccer boots. I <u>woke</u> up. It was a dream. It was a good dream. I scored a goal with my pink soccer boots in my dream. The team <u>spoke</u> to me. They came and <u>spoke</u> to me when I scored the goal.				




TUESDAY

	WRITE	Copy the  and  words from Monday into your exercise books.				
---	-------	--	--	--	--	--



WEDNESDAY

	LOOK & SAY	idea	soccer	boots	score	goal
	SOUND OUT	joke	woke	broke	spoke	
	★	I <u>spoke</u> to you. You <u>spoke</u> to me. We <u>spoke</u> . You made a <u>joke</u> when we <u>spoke</u> .				
	READ	I had an idea. I had a good idea. I will play a <u>joke</u> . I will play a <u>joke</u> on my brother. I will take his boots. I will take his soccer boots. I will hide his soccer boots. I will hide his soccer boots by the slide. He will not find them. That will be a good <u>joke</u> .				





THURSDAY

	LOOK & SAY	idea	soccer	boots	score	goal
	READ					<p>Jojo had new boots. Jojo had new soccer boots. Jojo had new black and red soccer boots. They were good soccer boots. He will score a goal. He will score a goal with his soccer boots. He will score a goal with his black and red soccer boots. It is a good goal.</p>




FRIDAY

	LOOK & SAY	idea	soccer	boots	score	goal
	READ & ANSWER	<ol style="list-style-type: none"> 1. Who is the boy in the story? ___ is the boy in the story. 2. What did Jojo have? Jojo had ___. 3. What colour were Jojo's boots? Jojo's boots were ___ and ___. 4. Were they good or bad soccer boots? They were ___ soccer boots. 5. What did Jojo do with his soccer boots? Jojo ___ with his new boots. 				





MONDAY

	LOOK & SAY	idea	soccer	boots	score	goal
	SOUND OUT	joke	woke	broke	spoke	
	★	I <u>woke</u> up. Did you see that I <u>woke</u> up? The dog <u>woke</u> up. Did you see that the dog <u>woke</u> up?				
	READ	I score a goal. I score a goal in soccer. I score a goal with my soccer boots. It is not a <u>joke</u> . I scored a goal with my pink soccer boots. I <u>woke</u> up. It was a dream. It was a good dream. I scored a goal with my pink soccer boots in my dream. The team <u>spoke</u> to me. They came and <u>spoke</u> to me when I scored the goal.				





TUESDAY

	WRITE	Copy the  and  words from Monday into your exercise books.				
---	-------	--	--	--	--	--



WEDNESDAY

	LOOK & SAY	idea	soccer	boots	score	goal
	SOUND OUT	joke	woke	broke	spoke	
	★	I <u>spoke</u> to you. You <u>spoke</u> to me. We <u>spoke</u> . You made a <u>joke</u> when we <u>spoke</u> .				
	READ	I had an idea. I had a good idea. I will play a <u>joke</u> . I will play a <u>joke</u> on my brother. I will take his boots. I will take his soccer boots. I will hide his soccer boots. I will hide his soccer boots by the slide. He will not find them. That will be a good <u>joke</u> .				





THURSDAY

	LOOK & SAY	idea	soccer	boots	score	goal	
 	READ					<p>Jojo had new boots. Jojo had new soccer boots. Jojo had new black and red soccer boots. They were good soccer boots. He will score a goal. He will score a goal with his soccer boots. He will score a goal with his black and red soccer boots. It is a good goal.</p>	




FRIDAY

	LOOK & SAY	idea	soccer	boots	score	goal
	READ & ANSWER	<ol style="list-style-type: none"> 1. Who is the boy in the story? ___ is the boy in the story. 2. What did Jojo have? Jojo had ___. 3. What colour were Jojo's boots? Jojo's boots were ___ and ___. 4. Were they good or bad soccer boots? They were ___ soccer boots. 5. What did Jojo do with his soccer boots? Jojo ___ with his new boots. 				





MONDAY

	LOOK & SAY	idea	soccer	boots	score	goal
	SOUND OUT	joke	woke	broke	spoke	
	★	I <u>woke</u> up. Did you see that I <u>woke</u> up? The dog <u>woke</u> up. Did you see that the dog <u>woke</u> up?				
	READ	I score a goal. I score a goal in soccer. I score a goal with my soccer boots. It is not a <u>joke</u> . I scored a goal with my pink soccer boots. I <u>woke</u> up. It was a dream. It was a good dream. I scored a goal with my pink soccer boots in my dream. The team <u>spoke</u> to me. They came and <u>spoke</u> to me when I scored the goal.				





TUESDAY

	WRITE	Copy the  and  words from Monday into your exercise books.				
---	-------	--	--	--	--	--



WEDNESDAY

	LOOK & SAY	idea	soccer	boots	score	goal
	SOUND OUT	joke	woke	broke	spoke	
	★	I <u>spoke</u> to you. You <u>spoke</u> to me. We <u>spoke</u> . You made a <u>joke</u> when we <u>spoke</u> .				
	READ	I had an idea. I had a good idea. I will play a <u>joke</u> . I will play a <u>joke</u> on my brother. I will take his boots. I will take his soccer boots. I will hide his soccer boots. I will hide his soccer boots by the slide. He will not find them. That will be a good <u>joke</u> .				





THURSDAY

	LOOK & SAY	idea	soccer	boots	score	goal	
 	READ					<p>Jojo had new boots. Jojo had new soccer boots. Jojo had new black and red soccer boots. They were good soccer boots. He will score a goal. He will score a goal with his soccer boots. He will score a goal with his black and red soccer boots. It is a good goal.</p>	




FRIDAY

	LOOK & SAY	idea	soccer	boots	score	goal
	READ & ANSWER	<ol style="list-style-type: none"> 1. Who is the boy in the story? ___ is the boy in the story. 2. What did Jojo have? Jojo had ___. 3. What colour were Jojo's boots? Jojo's boots were ___ and ___. 4. Were they good or bad soccer boots? They were ___ soccer boots. 5. What did Jojo do with his soccer boots? Jojo ___ with his new boots. 				





MONDAY

	LOOK & SAY	idea	soccer	boots	score	goal
	SOUND OUT	joke	woke	broke	spoke	
	★	I <u>woke</u> up. Did you see that I <u>woke</u> up? The dog <u>woke</u> up. Did you see that the dog <u>woke</u> up?				
	READ	I score a goal. I score a goal in soccer. I score a goal with my soccer boots. It is not a <u>joke</u> . I scored a goal with my pink soccer boots. I <u>woke</u> up. It was a dream. It was a good dream. I scored a goal with my pink soccer boots in my dream. The team <u>spoke</u> to me. They came and <u>spoke</u> to me when I scored the goal.				





TUESDAY

	WRITE	Copy the  and  words from Monday into your exercise books.				
---	-------	--	--	--	--	--



WEDNESDAY

	LOOK & SAY	idea	soccer	boots	score	goal
	SOUND OUT	joke	woke	broke	spoke	
	★	I <u>spoke</u> to you. You <u>spoke</u> to me. We <u>spoke</u> . You made a <u>joke</u> when we <u>spoke</u> .				
	READ	I had an idea. I had a good idea. I will play a <u>joke</u> . I will play a <u>joke</u> on my brother. I will take his boots. I will take his soccer boots. I will hide his soccer boots. I will hide his soccer boots by the slide. He will not find them. That will be a good <u>joke</u> .				





THURSDAY

	LOOK & SAY	idea	soccer	boots	score	goal	
 	READ					<p>Jojo had new boots. Jojo had new soccer boots. Jojo had new black and red soccer boots. They were good soccer boots. He will score a goal. He will score a goal with his soccer boots. He will score a goal with his black and red soccer boots. It is a good goal.</p>	




FRIDAY

	LOOK & SAY	idea	soccer	boots	score	goal
	READ & ANSWER	<ol style="list-style-type: none"> 1. Who is the boy in the story? ___ is the boy in the story. 2. What did Jojo have? Jojo had ___. 3. What colour were Jojo's boots? Jojo's boots were ___ and ___. 4. Were they good or bad soccer boots? They were ___ soccer boots. 5. What did Jojo do with his soccer boots? Jojo ___ with his new boots. 				





MONDAY

	LOOK & SAY	idea	soccer	boots	score	goal
	SOUND OUT	joke	woke	broke	spoke	
	★	I <u>woke</u> up. Did you see that I <u>woke</u> up? The dog <u>woke</u> up. Did you see that the dog <u>woke</u> up?				
	READ	I score a goal. I score a goal in soccer. I score a goal with my soccer boots. It is not a <u>joke</u> . I scored a goal with my pink soccer boots. I <u>woke</u> up. It was a dream. It was a good dream. I scored a goal with my pink soccer boots in my dream. The team <u>spoke</u> to me. They came and <u>spoke</u> to me when I scored the goal.				





TUESDAY

	WRITE	Copy the  and  words from Monday into your exercise books.				
---	-------	--	--	--	--	--



WEDNESDAY

	LOOK & SAY	idea	soccer	boots	score	goal
	SOUND OUT	joke	woke	broke	spoke	
	★	I <u>spoke</u> to you. You <u>spoke</u> to me. We <u>spoke</u> . You made a <u>joke</u> when we <u>spoke</u> .				
	READ	I had an idea. I had a good idea. I will play a <u>joke</u> . I will play a <u>joke</u> on my brother. I will take his boots. I will take his soccer boots. I will hide his soccer boots. I will hide his soccer boots by the slide. He will not find them. That will be a good <u>joke</u> .				





THURSDAY

	LOOK & SAY	idea	soccer	boots	score	goal	
 	READ					<p>Jojo had new boots. Jojo had new soccer boots. Jojo had new black and red soccer boots. They were good soccer boots. He will score a goal. He will score a goal with his soccer boots. He will score a goal with his black and red soccer boots. It is a good goal.</p>	




FRIDAY

	LOOK & SAY	idea	soccer	boots	score	goal
	READ & ANSWER	<ol style="list-style-type: none"> 1. Who is the boy in the story? ___ is the boy in the story. 2. What did Jojo have? Jojo had ___. 3. What colour were Jojo's boots? Jojo's boots were ___ and ___. 4. Were they good or bad soccer boots? They were ___ soccer boots. 5. What did Jojo do with his soccer boots? Jojo ___ with his new boots. 				





MONDAY

	LOOK & SAY	idea	soccer	boots	score	goal
	SOUND OUT	joke	woke	broke	spoke	
	★	I <u>woke</u> up. Did you see that I <u>woke</u> up? The dog <u>woke</u> up. Did you see that the dog <u>woke</u> up?				
	READ	I score a goal. I score a goal in soccer. I score a goal with my soccer boots. It is not a <u>joke</u> . I scored a goal with my pink soccer boots. I <u>woke</u> up. It was a dream. It was a good dream. I scored a goal with my pink soccer boots in my dream. The team <u>spoke</u> to me. They came and <u>spoke</u> to me when I scored the goal.				




TUESDAY

	WRITE	Copy the  and  words from Monday into your exercise books.				
---	-------	--	--	--	--	--



WEDNESDAY

	LOOK & SAY	idea	soccer	boots	score	goal
	SOUND OUT	joke	woke	broke	spoke	
	★	I <u>spoke</u> to you. You <u>spoke</u> to me. We <u>spoke</u> . You made a <u>joke</u> when we <u>spoke</u> .				
	READ	I had an idea. I had a good idea. I will play a <u>joke</u> . I will play a <u>joke</u> on my brother. I will take his boots. I will take his soccer boots. I will hide his soccer boots. I will hide his soccer boots by the slide. He will not find them. That will be a good <u>joke</u> .				





THURSDAY

	LOOK & SAY	idea	soccer	boots	score	goal	
	READ					<p>Jojo had new boots. Jojo had new soccer boots. Jojo had new black and red soccer boots. They were good soccer boots. He will score a goal. He will score a goal with his soccer boots. He will score a goal with his</p>	<p>black and red soccer boots. It is a good goal.</p>




FRIDAY

	LOOK & SAY	idea	soccer	boots	score	goal
	READ & ANSWER	<ol style="list-style-type: none"> 1. Who is the boy in the story? ___ is the boy in the story. 2. What did Jojo have? Jojo had ___. 3. What colour were Jojo's boots? Jojo's boots were ___ and ___. 4. Were they good or bad soccer boots? They were ___ soccer boots. 5. What did Jojo do with his soccer boots? Jojo ___ with his new boots. 				





MONDAY

	LOOK & SAY	idea	soccer	boots	score	goal
	SOUND OUT	joke	woke	broke	spoke	
	★	I <u>woke</u> up. Did you see that I <u>woke</u> up? The dog <u>woke</u> up. Did you see that the dog <u>woke</u> up?				
	READ	I score a goal. I score a goal in soccer. I score a goal with my soccer boots. It is not a <u>joke</u> . I scored a goal with my pink soccer boots. I <u>woke</u> up. It was a dream. It was a good dream. I scored a goal with my pink soccer boots in my dream. The team <u>spoke</u> to me. They came and <u>spoke</u> to me when I scored the goal.				




TUESDAY

	WRITE	Copy the  and  words from Monday into your exercise books.				
---	-------	--	--	--	--	--



WEDNESDAY

	LOOK & SAY	idea	soccer	boots	score	goal
	SOUND OUT	joke	woke	broke	spoke	
	★	I <u>spoke</u> to you. You <u>spoke</u> to me. We <u>spoke</u> . You made a <u>joke</u> when we <u>spoke</u> .				
	READ	I had an idea. I had a good idea. I will play a <u>joke</u> . I will play a <u>joke</u> on my brother. I will take his boots. I will take his soccer boots. I will hide his soccer boots. I will hide his soccer boots by the slide. He will not find them. That will be a good <u>joke</u> .				





THURSDAY

	LOOK & SAY	idea	soccer	boots	score	goal	
	READ					<p>Jojo had new boots. Jojo had new soccer boots. Jojo had new black and red soccer boots. They were good soccer boots. He will score a goal. He will score a goal with his soccer boots. He will score a goal with his</p>	<p>black and red soccer boots. It is a good goal.</p>




FRIDAY

	LOOK & SAY	idea	soccer	boots	score	goal
	READ & ANSWER	<ol style="list-style-type: none"> 1. Who is the boy in the story? ___ is the boy in the story. 2. What did Jojo have? Jojo had ___. 3. What colour were Jojo's boots? Jojo's boots were ___ and ___. 4. Were they good or bad soccer boots? They were ___ soccer boots. 5. What did Jojo do with his soccer boots? Jojo ___ with his new boots. 				





MONDAY

	LOOK & SAY	idea	soccer	boots	score	goal
	SOUND OUT	joke	woke	broke	spoke	
	★	I <u>woke</u> up. Did you see that I <u>woke</u> up? The dog <u>woke</u> up. Did you see that the dog <u>woke</u> up?				
	READ	I score a goal. I score a goal in soccer. I score a goal with my soccer boots. It is not a <u>joke</u> . I scored a goal with my pink soccer boots. I <u>woke</u> up. It was a dream. It was a good dream. I scored a goal with my pink soccer boots in my dream. The team <u>spoke</u> to me. They came and <u>spoke</u> to me when I scored the goal.				




TUESDAY

	WRITE	Copy the  and  words from Monday into your exercise books.				
---	-------	--	--	--	--	--



WEDNESDAY

	LOOK & SAY	idea	soccer	boots	score	goal
	SOUND OUT	joke	woke	broke	spoke	
	★	I <u>spoke</u> to you. You <u>spoke</u> to me. We <u>spoke</u> . You made a <u>joke</u> when we <u>spoke</u> .				
	READ	I had an idea. I had a good idea. I will play a <u>joke</u> . I will play a <u>joke</u> on my brother. I will take his boots. I will take his soccer boots. I will hide his soccer boots. I will hide his soccer boots by the slide. He will not find them. That will be a good <u>joke</u> .				





THURSDAY

	LOOK & SAY	idea	soccer	boots	score	goal	
	READ					<p>Jojo had new boots. Jojo had new soccer boots. Jojo had new black and red soccer boots. They were good soccer boots. He will score a goal. He will score a goal with his soccer boots. He will score a goal with his</p>	<p>black and red soccer boots. It is a good goal.</p>




FRIDAY

	LOOK & SAY	idea	soccer	boots	score	goal
	READ & ANSWER	<ol style="list-style-type: none"> 1. Who is the boy in the story? ___ is the boy in the story. 2. What did Jojo have? Jojo had ___. 3. What colour were Jojo's boots? Jojo's boots were ___ and ___. 4. Were they good or bad soccer boots? They were ___ soccer boots. 5. What did Jojo do with his soccer boots? Jojo ___ with his new boots. 				





MONDAY

	LOOK & SAY	idea	soccer	boots	score	goal
	SOUND OUT	joke	woke	broke	spoke	
	★	I <u>woke</u> up. Did you see that I <u>woke</u> up? The dog <u>woke</u> up. Did you see that the dog <u>woke</u> up?				
	READ	I score a goal. I score a goal in soccer. I score a goal with my soccer boots. It is not a <u>joke</u> . I scored a goal with my pink soccer boots. I <u>woke</u> up. It was a dream. It was a good dream. I scored a goal with my pink soccer boots in my dream. The team <u>spoke</u> to me. They came and <u>spoke</u> to me when I scored the goal.				




TUESDAY

	WRITE	Copy the  and  words from Monday into your exercise books.				
---	-------	--	--	--	--	--



WEDNESDAY

	LOOK & SAY	idea	soccer	boots	score	goal
	SOUND OUT	joke	woke	broke	spoke	
	★	I <u>spoke</u> to you. You <u>spoke</u> to me. We <u>spoke</u> . You made a <u>joke</u> when we <u>spoke</u> .				
	READ	I had an idea. I had a good idea. I will play a <u>joke</u> . I will play a <u>joke</u> on my brother. I will take his boots. I will take his soccer boots. I will hide his soccer boots. I will hide his soccer boots by the slide. He will not find them. That will be a good <u>joke</u> .				





THURSDAY

	LOOK & SAY	idea	soccer	boots	score	goal	
	READ					<p>Jojo had new boots. Jojo had new soccer boots. Jojo had new black and red soccer boots. They were good soccer boots. He will score a goal. He will score a goal with his soccer boots. He will score a goal with his</p>	<p>black and red soccer boots. It is a good goal.</p>




FRIDAY

	LOOK & SAY	idea	soccer	boots	score	goal
	READ & ANSWER	<ol style="list-style-type: none"> 1. Who is the boy in the story? ___ is the boy in the story. 2. What did Jojo have? Jojo had ___. 3. What colour were Jojo's boots? Jojo's boots were ___ and ___. 4. Were they good or bad soccer boots? They were ___ soccer boots. 5. What did Jojo do with his soccer boots? Jojo ___ with his new boots. 				





MONDAY

	LOOK & SAY	idea	soccer	boots	score	goal
	SOUND OUT	joke	woke	broke	spoke	
	★	I <u>woke</u> up. Did you see that I <u>woke</u> up? The dog <u>woke</u> up. Did you see that the dog <u>woke</u> up?				
	READ	I score a goal. I score a goal in soccer. I score a goal with my soccer boots. It is not a <u>joke</u> . I scored a goal with my pink soccer boots. I <u>woke</u> up. It was a dream. It was a good dream. I scored a goal with my pink soccer boots in my dream. The team <u>spoke</u> to me. They came and <u>spoke</u> to me when I scored the goal.				




TUESDAY

	WRITE	Copy the  and  words from Monday into your exercise books.				
---	-------	--	--	--	--	--



WEDNESDAY

	LOOK & SAY	idea	soccer	boots	score	goal
	SOUND OUT	joke	woke	broke	spoke	
	★	I <u>spoke</u> to you. You <u>spoke</u> to me. We <u>spoke</u> . You made a <u>joke</u> when we <u>spoke</u> .				
	READ	I had an idea. I had a good idea. I will play a <u>joke</u> . I will play a <u>joke</u> on my brother. I will take his boots. I will take his soccer boots. I will hide his soccer boots. I will hide his soccer boots by the slide. He will not find them. That will be a good <u>joke</u> .				





THURSDAY

	LOOK & SAY	idea	soccer	boots	score	goal
	READ					<p>Jojo had new boots. Jojo had new soccer boots. Jojo had new black and red soccer boots. They were good soccer boots. He will score a goal. He will score a goal with his soccer boots. He will score a goal with his</p>
<p>black and red soccer boots. It is a good goal.</p>						




FRIDAY

	LOOK & SAY	idea	soccer	boots	score	goal
	READ & ANSWER	<ol style="list-style-type: none"> 1. Who is the boy in the story? ___ is the boy in the story. 2. What did Jojo have? Jojo had ___. 3. What colour were Jojo's boots? Jojo's boots were ___ and ___. 4. Were they good or bad soccer boots? They were ___ soccer boots. 5. What did Jojo do with his soccer boots? Jojo ___ with his new boots. 				





MONDAY

	LOOK & SAY	idea	soccer	boots	score	goal
	SOUND OUT	joke	woke	broke	spoke	
	★	I <u>woke</u> up. Did you see that I <u>woke</u> up? The dog <u>woke</u> up. Did you see that the dog <u>woke</u> up?				
	READ	I score a goal. I score a goal in soccer. I score a goal with my soccer boots. It is not a <u>joke</u> . I scored a goal with my pink soccer boots. I <u>woke</u> up. It was a dream. It was a good dream. I scored a goal with my pink soccer boots in my dream. The team <u>spoke</u> to me. They came and <u>spoke</u> to me when I scored the goal.				





TUESDAY

	WRITE	Copy the  and  words from Monday into your exercise books.				
---	-------	--	--	--	--	--



WEDNESDAY

	LOOK & SAY	idea	soccer	boots	score	goal
	SOUND OUT	joke	woke	broke	spoke	
	★	I <u>spoke</u> to you. You <u>spoke</u> to me. We <u>spoke</u> . You made a <u>joke</u> when we <u>spoke</u> .				
	READ	I had an idea. I had a good idea. I will play a <u>joke</u> . I will play a <u>joke</u> on my brother. I will take his boots. I will take his soccer boots. I will hide his soccer boots. I will hide his soccer boots by the slide. He will not find them. That will be a good <u>joke</u> .				





THURSDAY

	LOOK & SAY	idea	soccer	boots	score	goal
 	READ					<p>Jojo had new boots. Jojo had new soccer boots. Jojo had new black and red soccer boots. They were good soccer boots. He will score a goal. He will score a goal with his soccer boots. He will score a goal with his black and red soccer boots. It is a good goal.</p>


FRIDAY

	LOOK & SAY	idea	soccer	boots	score	goal
	READ & ANSWER	<ol style="list-style-type: none"> 1. Who is the boy in the story? ___ is the boy in the story. 2. What did Jojo have? Jojo had ___. 3. What colour were Jojo's boots? Jojo's boots were ___ and ___. 4. Were they good or bad soccer boots? They were ___ soccer boots. 5. What did Jojo do with his soccer boots? Jojo ___ with his new boots. 				





MONDAY

	LOOK & SAY	idea	soccer	boots	score	goal
	SOUND OUT	joke	woke	broke	spoke	
	★	I <u>woke</u> up. Did you see that I <u>woke</u> up? The dog <u>woke</u> up. Did you see that the dog <u>woke</u> up?				
	READ	I score a goal. I score a goal in soccer. I score a goal with my soccer boots. It is not a <u>joke</u> . I scored a goal with my pink soccer boots. I <u>woke</u> up. It was a dream. It was a good dream. I scored a goal with my pink soccer boots in my dream. The team <u>spoke</u> to me. They came and <u>spoke</u> to me when I scored the goal.				




TUESDAY

	WRITE	Copy the  and  words from Monday into your exercise books.				
---	-------	--	--	--	--	--



WEDNESDAY

	LOOK & SAY	idea	soccer	boots	score	goal
	SOUND OUT	joke	woke	broke	spoke	
	★	I <u>spoke</u> to you. You <u>spoke</u> to me. We <u>spoke</u> . You made a <u>joke</u> when we <u>spoke</u> .				
	READ	I had an idea. I had a good idea. I will play a <u>joke</u> . I will play a <u>joke</u> on my brother. I will take his boots. I will take his soccer boots. I will hide his soccer boots. I will hide his soccer boots by the slide. He will not find them. That will be a good <u>joke</u> .				





THURSDAY

	LOOK & SAY	idea	soccer	boots	score	goal	
	READ					<p>Jojo had new boots. Jojo had new soccer boots. Jojo had new black and red soccer boots. They were good soccer boots. He will score a goal. He will score a goal with his soccer boots. He will score a goal with his</p>	<p>black and red soccer boots. It is a good goal.</p>




FRIDAY

	LOOK & SAY	idea	soccer	boots	score	goal
	READ & ANSWER	<ol style="list-style-type: none"> 1. Who is the boy in the story? ___ is the boy in the story. 2. What did Jojo have? Jojo had ___. 3. What colour were Jojo's boots? Jojo's boots were ___ and ___. 4. Were they good or bad soccer boots? They were ___ soccer boots. 5. What did Jojo do with his soccer boots? Jojo ___ with his new boots. 				





MONDAY

	LOOK & SAY	idea	soccer	boots	score	goal
	SOUND OUT	joke	woke	broke	spoke	
	★	I <u>woke</u> up. Did you see that I <u>woke</u> up? The dog <u>woke</u> up. Did you see that the dog <u>woke</u> up?				
	READ	I score a goal. I score a goal in soccer. I score a goal with my soccer boots. It is not a <u>joke</u> . I scored a goal with my pink soccer boots. I <u>woke</u> up. It was a dream. It was a good dream. I scored a goal with my pink soccer boots in my dream. The team <u>spoke</u> to me. They came and <u>spoke</u> to me when I scored the goal.				





TUESDAY

	WRITE	Copy the  and  words from Monday into your exercise books.				
---	-------	--	--	--	--	--



WEDNESDAY

	LOOK & SAY	idea	soccer	boots	score	goal
	SOUND OUT	joke	woke	broke	spoke	
	★	I <u>spoke</u> to you. You <u>spoke</u> to me. We <u>spoke</u> . You made a <u>joke</u> when we <u>spoke</u> .				
	READ	I had an idea. I had a good idea. I will play a <u>joke</u> . I will play a <u>joke</u> on my brother. I will take his boots. I will take his soccer boots. I will hide his soccer boots. I will hide his soccer boots by the slide. He will not find them. That will be a good <u>joke</u> .				





THURSDAY

	LOOK & SAY	idea	soccer	boots	score	goal
 	READ					<p>Jojo had new boots. Jojo had new soccer boots. Jojo had new black and red soccer boots. They were good soccer boots. He will score a goal. He will score a goal with his soccer boots. He will score a goal with his black and red soccer boots. It is a good goal.</p>




FRIDAY

	LOOK & SAY	idea	soccer	boots	score	goal
	READ & ANSWER	<ol style="list-style-type: none"> 1. Who is the boy in the story? ___ is the boy in the story. 2. What did Jojo have? Jojo had ___. 3. What colour were Jojo's boots? Jojo's boots were ___ and ___. 4. Were they good or bad soccer boots? They were ___ soccer boots. 5. What did Jojo do with his soccer boots? Jojo ___ with his new boots. 				





MONDAY

	LOOK & SAY	idea	soccer	boots	score	goal
	SOUND OUT	joke	woke	broke	spoke	
	★	I <u>woke</u> up. Did you see that I <u>woke</u> up? The dog <u>woke</u> up. Did you see that the dog <u>woke</u> up?				
	READ	I score a goal. I score a goal in soccer. I score a goal with my soccer boots. It is not a <u>joke</u> . I scored a goal with my pink soccer boots. I <u>woke</u> up. It was a dream. It was a good dream. I scored a goal with my pink soccer boots in my dream. The team <u>spoke</u> to me. They came and <u>spoke</u> to me when I scored the goal.				




TUESDAY

	WRITE	Copy the  and  words from Monday into your exercise books.				
---	-------	--	--	--	--	--



WEDNESDAY

	LOOK & SAY	idea	soccer	boots	score	goal
	SOUND OUT	joke	woke	broke	spoke	
	★	I <u>spoke</u> to you. You <u>spoke</u> to me. We <u>spoke</u> . You made a <u>joke</u> when we <u>spoke</u> .				
	READ	I had an idea. I had a good idea. I will play a <u>joke</u> . I will play a <u>joke</u> on my brother. I will take his boots. I will take his soccer boots. I will hide his soccer boots. I will hide his soccer boots by the slide. He will not find them. That will be a good <u>joke</u> .				





THURSDAY

	LOOK & SAY	idea	soccer	boots	score	goal
	READ					<p>Jojo had new boots. Jojo had new soccer boots. Jojo had new black and red soccer boots. They were good soccer boots. He will score a goal. He will score a goal with his soccer boots. He will score a goal with his</p>
<p>black and red soccer boots. It is a good goal.</p>						




FRIDAY

	LOOK & SAY	idea	soccer	boots	score	goal
	READ & ANSWER	<ol style="list-style-type: none"> 1. Who is the boy in the story? ___ is the boy in the story. 2. What did Jojo have? Jojo had ___. 3. What colour were Jojo's boots? Jojo's boots were ___ and ___. 4. Were they good or bad soccer boots? They were ___ soccer boots. 5. What did Jojo do with his soccer boots? Jojo ___ with his new boots. 				





MONDAY

	LOOK & SAY	idea	soccer	boots	score	goal
	SOUND OUT	joke	woke	broke	spoke	
	★	I <u>woke</u> up. Did you see that I <u>woke</u> up? The dog <u>woke</u> up. Did you see that the dog <u>woke</u> up?				
	READ	I score a goal. I score a goal in soccer. I score a goal with my soccer boots. It is not a <u>joke</u> . I scored a goal with my pink soccer boots. I <u>woke</u> up. It was a dream. It was a good dream. I scored a goal with my pink soccer boots in my dream. The team <u>spoke</u> to me. They came and <u>spoke</u> to me when I scored the goal.				





TUESDAY

	WRITE	Copy the  and  words from Monday into your exercise books.				
---	-------	--	--	--	--	--



WEDNESDAY

	LOOK & SAY	idea	soccer	boots	score	goal
	SOUND OUT	joke	woke	broke	spoke	
	★	I <u>spoke</u> to you. You <u>spoke</u> to me. We <u>spoke</u> . You made a <u>joke</u> when we <u>spoke</u> .				
	READ	I had an idea. I had a good idea. I will play a <u>joke</u> . I will play a <u>joke</u> on my brother. I will take his boots. I will take his soccer boots. I will hide his soccer boots. I will hide his soccer boots by the slide. He will not find them. That will be a good <u>joke</u> .				





THURSDAY

	LOOK & SAY	idea	soccer	boots	score	goal
 	READ					<p>Jojo had new boots. Jojo had new soccer boots. Jojo had new black and red soccer boots. They were good soccer boots. He will score a goal. He will score a goal with his soccer boots. He will score a goal with his black and red soccer boots. It is a good goal.</p>



FRIDAY

	LOOK & SAY	idea	soccer	boots	score	goal
	READ & ANSWER	<ol style="list-style-type: none"> 1. Who is the boy in the story? ___ is the boy in the story. 2. What did Jojo have? Jojo had ___. 3. What colour were Jojo's boots? Jojo's boots were ___ and ___. 4. Were they good or bad soccer boots? They were ___ soccer boots. 5. What did Jojo do with his soccer boots? Jojo ___ with his new boots. 				





MONDAY

	LOOK & SAY	idea	soccer	boots	score	goal
	SOUND OUT	joke	woke	broke	spoke	
	★	I <u>woke</u> up. Did you see that I <u>woke</u> up? The dog <u>woke</u> up. Did you see that the dog <u>woke</u> up?				
	READ	I score a goal. I score a goal in soccer. I score a goal with my soccer boots. It is not a <u>joke</u> . I scored a goal with my pink soccer boots. I <u>woke</u> up. It was a dream. It was a good dream. I scored a goal with my pink soccer boots in my dream. The team <u>spoke</u> to me. They came and <u>spoke</u> to me when I scored the goal.				




TUESDAY

	WRITE	Copy the  and  words from Monday into your exercise books.				
---	-------	--	--	--	--	--



WEDNESDAY

	LOOK & SAY	idea	soccer	boots	score	goal
	SOUND OUT	joke	woke	broke	spoke	
	★	I <u>spoke</u> to you. You <u>spoke</u> to me. We <u>spoke</u> . You made a <u>joke</u> when we <u>spoke</u> .				
	READ	I had an idea. I had a good idea. I will play a <u>joke</u> . I will play a <u>joke</u> on my brother. I will take his boots. I will take his soccer boots. I will hide his soccer boots. I will hide his soccer boots by the slide. He will not find them. That will be a good <u>joke</u> .				





THURSDAY

	LOOK & SAY	idea	soccer	boots	score	goal	
	READ					<p>Jojo had new boots. Jojo had new soccer boots. Jojo had new black and red soccer boots. They were good soccer boots. He will score a goal. He will score a goal with his soccer boots. He will score a goal with his</p>	<p>black and red soccer boots. It is a good goal.</p>



FRIDAY

	LOOK & SAY	idea	soccer	boots	score	goal
	READ & ANSWER	<ol style="list-style-type: none"> 1. Who is the boy in the story? ___ is the boy in the story. 2. What did Jojo have? Jojo had ___. 3. What colour were Jojo's boots? Jojo's boots were ___ and ___. 4. Were they good or bad soccer boots? They were ___ soccer boots. 5. What did Jojo do with his soccer boots? Jojo ___ with his new boots. 				





MONDAY

	LOOK & SAY	idea	soccer	boots	score	goal
	SOUND OUT	joke	woke	broke	spoke	
	★	I <u>woke</u> up. Did you see that I <u>woke</u> up? The dog <u>woke</u> up. Did you see that the dog <u>woke</u> up?				
	READ	I score a goal. I score a goal in soccer. I score a goal with my soccer boots. It is not a <u>joke</u> . I scored a goal with my pink soccer boots. I <u>woke</u> up. It was a dream. It was a good dream. I scored a goal with my pink soccer boots in my dream. The team <u>spoke</u> to me. They came and <u>spoke</u> to me when I scored the goal.				




TUESDAY

	WRITE	Copy the  and  words from Monday into your exercise books.				
---	-------	--	--	--	--	--



WEDNESDAY

	LOOK & SAY	idea	soccer	boots	score	goal
	SOUND OUT	joke	woke	broke	spoke	
	★	I <u>spoke</u> to you. You <u>spoke</u> to me. We <u>spoke</u> . You made a <u>joke</u> when we <u>spoke</u> .				
	READ	I had an idea. I had a good idea. I will play a <u>joke</u> . I will play a <u>joke</u> on my brother. I will take his boots. I will take his soccer boots. I will hide his soccer boots. I will hide his soccer boots by the slide. He will not find them. That will be a good <u>joke</u> .				





THURSDAY

	LOOK & SAY	idea	soccer	boots	score	goal	
	READ					<p>Jojo had new boots. Jojo had new soccer boots. Jojo had new black and red soccer boots. They were good soccer boots. He will score a goal. He will score a goal with his soccer boots. He will score a goal with his</p>	<p>black and red soccer boots. It is a good goal.</p>




FRIDAY

	LOOK & SAY	idea	soccer	boots	score	goal
	READ & ANSWER	<ol style="list-style-type: none"> 1. Who is the boy in the story? ___ is the boy in the story. 2. What did Jojo have? Jojo had ___. 3. What colour were Jojo's boots? Jojo's boots were ___ and ___. 4. Were they good or bad soccer boots? They were ___ soccer boots. 5. What did Jojo do with his soccer boots? Jojo ___ with his new boots. 				





MONDAY

	LOOK & SAY	idea	soccer	boots	score	goal
	SOUND OUT	joke	woke	broke	spoke	
	★	I <u>woke</u> up. Did you see that I <u>woke</u> up? The dog <u>woke</u> up. Did you see that the dog <u>woke</u> up?				
	READ	I score a goal. I score a goal in soccer. I score a goal with my soccer boots. It is not a <u>joke</u> . I scored a goal with my pink soccer boots. I <u>woke</u> up. It was a dream. It was a good dream. I scored a goal with my pink soccer boots in my dream. The team <u>spoke</u> to me. They came and <u>spoke</u> to me when I scored the goal.				




TUESDAY

	WRITE	Copy the  and  words from Monday into your exercise books.				
---	-------	--	--	--	--	--



WEDNESDAY

	LOOK & SAY	idea	soccer	boots	score	goal
	SOUND OUT	joke	woke	broke	spoke	
	★	I <u>spoke</u> to you. You <u>spoke</u> to me. We <u>spoke</u> . You made a <u>joke</u> when we <u>spoke</u> .				
	READ	I had an idea. I had a good idea. I will play a <u>joke</u> . I will play a <u>joke</u> on my brother. I will take his boots. I will take his soccer boots. I will hide his soccer boots. I will hide his soccer boots by the slide. He will not find them. That will be a good <u>joke</u> .				





THURSDAY

	LOOK & SAY	idea	soccer	boots	score	goal	
	READ					<p>Jojo had new boots. Jojo had new soccer boots. Jojo had new black and red soccer boots. They were good soccer boots. He will score a goal. He will score a goal with his soccer boots. He will score a goal with his</p>	<p>black and red soccer boots. It is a good goal.</p>




FRIDAY

	LOOK & SAY	idea	soccer	boots	score	goal
	READ & ANSWER	<ol style="list-style-type: none"> 1. Who is the boy in the story? ___ is the boy in the story. 2. What did Jojo have? Jojo had ___. 3. What colour were Jojo's boots? Jojo's boots were ___ and ___. 4. Were they good or bad soccer boots? They were ___ soccer boots. 5. What did Jojo do with his soccer boots? Jojo ___ with his new boots. 				





MONDAY

	LOOK & SAY	idea	soccer	boots	score	goal
	SOUND OUT	joke	woke	broke	spoke	
	★	I <u>woke</u> up. Did you see that I <u>woke</u> up? The dog <u>woke</u> up. Did you see that the dog <u>woke</u> up?				
	READ	I score a goal. I score a goal in soccer. I score a goal with my soccer boots. It is not a <u>joke</u> . I scored a goal with my pink soccer boots. I <u>woke</u> up. It was a dream. It was a good dream. I scored a goal with my pink soccer boots in my dream. The team <u>spoke</u> to me. They came and <u>spoke</u> to me when I scored the goal.				





TUESDAY

	WRITE	Copy the  and  words from Monday into your exercise books.				
---	-------	--	--	--	--	--



WEDNESDAY

	LOOK & SAY	idea	soccer	boots	score	goal
	SOUND OUT	joke	woke	broke	spoke	
	★	I <u>spoke</u> to you. You <u>spoke</u> to me. We <u>spoke</u> . You made a <u>joke</u> when we <u>spoke</u> .				
	READ	I had an idea. I had a good idea. I will play a <u>joke</u> . I will play a <u>joke</u> on my brother. I will take his boots. I will take his soccer boots. I will hide his soccer boots. I will hide his soccer boots by the slide. He will not find them. That will be a good <u>joke</u> .				





THURSDAY

	LOOK & SAY	idea	soccer	boots	score	goal
 	READ					<p>Jojo had new boots. Jojo had new soccer boots. Jojo had new black and red soccer boots. They were good soccer boots. He will score a goal. He will score a goal with his soccer boots. He will score a goal with his black and red soccer boots. It is a good goal.</p>


FRIDAY

	LOOK & SAY	idea	soccer	boots	score	goal
	READ & ANSWER	<ol style="list-style-type: none"> 1. Who is the boy in the story? ___ is the boy in the story. 2. What did Jojo have? Jojo had ___. 3. What colour were Jojo's boots? Jojo's boots were ___ and ___. 4. Were they good or bad soccer boots? They were ___ soccer boots. 5. What did Jojo do with his soccer boots? Jojo ___ with his new boots. 				





MONDAY

	LOOK & SAY	idea	soccer	boots	score	goal
	SOUND OUT	joke	woke	broke	spoke	
	★	I <u>woke</u> up. Did you see that I <u>woke</u> up? The dog <u>woke</u> up. Did you see that the dog <u>woke</u> up?				
	READ	I score a goal. I score a goal in soccer. I score a goal with my soccer boots. It is not a <u>joke</u> . I scored a goal with my pink soccer boots. I <u>woke</u> up. It was a dream. It was a good dream. I scored a goal with my pink soccer boots in my dream. The team <u>spoke</u> to me. They came and <u>spoke</u> to me when I scored the goal.				




TUESDAY

	WRITE	Copy the  and  words from Monday into your exercise books.				
---	-------	--	--	--	--	--



WEDNESDAY

	LOOK & SAY	idea	soccer	boots	score	goal
	SOUND OUT	joke	woke	broke	spoke	
	★	I <u>spoke</u> to you. You <u>spoke</u> to me. We <u>spoke</u> . You made a <u>joke</u> when we <u>spoke</u> .				
	READ	I had an idea. I had a good idea. I will play a <u>joke</u> . I will play a <u>joke</u> on my brother. I will take his boots. I will take his soccer boots. I will hide his soccer boots. I will hide his soccer boots by the slide. He will not find them. That will be a good <u>joke</u> .				





THURSDAY

	LOOK & SAY	idea	soccer	boots	score	goal	
	READ					<p>Jojo had new boots. Jojo had new soccer boots. Jojo had new black and red soccer boots. They were good soccer boots. He will score a goal. He will score a goal with his soccer boots. He will score a goal with his</p>	<p>black and red soccer boots. It is a good goal.</p>




FRIDAY

	LOOK & SAY	idea	soccer	boots	score	goal
	READ & ANSWER	<ol style="list-style-type: none"> 1. Who is the boy in the story? ___ is the boy in the story. 2. What did Jojo have? Jojo had ___. 3. What colour were Jojo's boots? Jojo's boots were ___ and ___. 4. Were they good or bad soccer boots? They were ___ soccer boots. 5. What did Jojo do with his soccer boots? Jojo ___ with his new boots. 				





MONDAY

	LOOK & SAY	why	proud	nasty	upset	move
	SOUND OUT	cube	cute	use	mule	
		fuse	fume	excuse	huge	
	★	I am upset. Why are you upset? You are nasty. I am upset and you are nasty.				
	READ	Excuse me, why are you proud? Are you proud to be nasty? Do you think it is <u>cute</u> to be nasty? You must not be nasty. It is not <u>cute</u> . You will make me upset. You will make me upset if you are nasty. You will not be proud. You will not be proud if you are nasty. It is not <u>cute</u> and you will not be proud if you are nasty.				




TUESDAY

	WRITE	Copy the  and  words from Monday into your exercise books.				
---	-------	--	--	--	--	--



WEDNESDAY

	LOOK & SAY	why	proud	nasty	upset	move
	SOUND OUT	cube	cute	use	mule	
		fuse	fume	excuse	huge	
	★	Why do you use a <u>mule</u> ? Why do you use a <u>mule</u> to move your <u>cube</u> ? Is the <u>cube</u> big?				
	READ	Look at this <u>cute cube</u> . Will you <u>use</u> this <u>cute cube</u> ? Is the <u>cube</u> <u>huge</u> ? No the <u>cube</u> is not <u>huge</u> . I will <u>use</u> this <u>cube</u> . I will <u>use</u> this <u>cute cube</u> . The <u>cute cube</u> is not <u>huge</u> . We do not need a <u>mule</u> . We do not need a <u>mule</u> to move this <u>cute cube</u> .				





THURSDAY

	LOOK & SAY	why	proud	nasty	upset	move
	READ	 <p>Why are we proud? Why are we proud of Jojo. We are proud because Jojo was good. We are proud because Jojo was good at soccer. Jojo could score a goal. Jojo could score a goal with his new boots. The boys were nasty. Will they still be nasty?</p> <p>Jojo is not upset. Jojo is proud. Jojo is on the soccer team.</p>				




FRIDAY

	LOOK & SAY	why	proud	nasty	upset	move
	READ & ANSWER	<ol style="list-style-type: none"> 1. Who are we proud of? We are proud of ____. 2. Why are we proud of Jojo? We are proud of Jojo because ____. 3. What was Jojo good at? Jojo was good at ____. 4. How does Jojo feel? Jojo feels ____. 5. What team is Jojo on? Jojo is on the ____ team. 				





MONDAY

	LOOK & SAY	why	proud	nasty	upset	move
	SOUND OUT	cube	cute	use	mule	
		fuse	fume	excuse	huge	
	★	I am upset. Why are you upset? You are nasty. I am upset and you are nasty.				
	READ	Excuse me, why are you proud? Are you proud to be nasty? Do you think it is <u>cute</u> to be nasty? You must not be nasty. It is not <u>cute</u> . You will make me upset. You will make me upset if you are nasty. You will not be proud. You will not be proud if you are nasty. It is not <u>cute</u> and you will not be proud if you are nasty.				




TUESDAY

	WRITE	Copy the  and  words from Monday into your exercise books.				
---	-------	--	--	--	--	--



WEDNESDAY

	LOOK & SAY	why	proud	nasty	upset	move
	SOUND OUT	cube	cute	use	mule	
		fuse	fume	excuse	huge	
	★	Why do you use a <u>mule</u> ? Why do you use a <u>mule</u> to move your <u>cube</u> ? Is the <u>cube</u> big?				
	READ	Look at this <u>cute cube</u> . Will you <u>use</u> this <u>cute cube</u> ? Is the <u>cube</u> <u>huge</u> ? No the <u>cube</u> is not <u>huge</u> . I will <u>use</u> this <u>cube</u> . I will <u>use</u> this <u>cute cube</u> . The <u>cute cube</u> is not <u>huge</u> . We do not need a <u>mule</u> . We do not need a <u>mule</u> to move this <u>cute cube</u> .				





THURSDAY

	LOOK & SAY	why	proud	nasty	upset	move
	READ			<p>Why are we proud? Why are we proud of Jojo. We are proud because Jojo was good. We are proud because Jojo was good at soccer. Jojo could score a goal. Jojo could score a goal with his new boots. The boys were nasty. Will they still be nasty?</p> <p>Jojo is not upset. Jojo is proud. Jojo is on the soccer team.</p>		




FRIDAY

	LOOK & SAY	why	proud	nasty	upset	move
	READ & ANSWER	<ol style="list-style-type: none"> 1. Who are we proud of? We are proud of ____. 2. Why are we proud of Jojo? We are proud of Jojo because ____. 3. What was Jojo good at? Jojo was good at ____. 4. How does Jojo feel? Jojo feels ____. 5. What team is Jojo on? Jojo is on the ____ team. 				





MONDAY

	LOOK & SAY	why	proud	nasty	upset	move
	SOUND OUT	cube	cute	use	mule	
		fuse	fume	excuse	huge	
	★	I am upset. Why are you upset? You are nasty. I am upset and you are nasty.				
	READ	Excuse me, why are you proud? Are you proud to be nasty? Do you think it is <u>cute</u> to be nasty? You must not be nasty. It is not <u>cute</u> . You will make me upset. You will make me upset if you are nasty. You will not be proud. You will not be proud if you are nasty. It is not <u>cute</u> and you will not be proud if you are nasty.				




TUESDAY

	WRITE	Copy the  and  words from Monday into your exercise books.				
---	-------	--	--	--	--	--



WEDNESDAY

	LOOK & SAY	why	proud	nasty	upset	move
	SOUND OUT	cube	cute	use	mule	
		fuse	fume	excuse	huge	
	★	Why do you use a <u>mule</u> ? Why do you use a <u>mule</u> to move your <u>cube</u> ? Is the <u>cube</u> big?				
	READ	Look at this <u>cute cube</u> . Will you <u>use</u> this <u>cute cube</u> ? Is the <u>cube</u> <u>huge</u> ? No the <u>cube</u> is not <u>huge</u> . I will <u>use</u> this <u>cube</u> . I will <u>use</u> this <u>cute cube</u> . The <u>cute cube</u> is not <u>huge</u> . We do not need a <u>mule</u> . We do not need a <u>mule</u> to move this <u>cute cube</u> .				





THURSDAY

	LOOK & SAY	why	proud	nasty	upset	move
	READ			<p>Why are we proud? Why are we proud of Jojo. We are proud because Jojo was good. We are proud because Jojo was good at soccer. Jojo could score a goal. Jojo could score a goal with his new boots. The boys were nasty. Will they still be nasty?</p> <p>Jojo is not upset. Jojo is proud. Jojo is on the soccer team.</p>		




FRIDAY

	LOOK & SAY	why	proud	nasty	upset	move
	READ & ANSWER	<ol style="list-style-type: none"> 1. Who are we proud of? We are proud of ____. 2. Why are we proud of Jojo? We are proud of Jojo because ____. 3. What was Jojo good at? Jojo was good at ____. 4. How does Jojo feel? Jojo feels ____. 5. What team is Jojo on? Jojo is on the ____ team. 				





MONDAY

	LOOK & SAY	why	proud	nasty	upset	move
	SOUND OUT	cube	cute	use	mule	
		fuse	fume	excuse	huge	
	★	I am upset. Why are you upset? You are nasty. I am upset and you are nasty.				
	READ	Excuse me, why are you proud? Are you proud to be nasty? Do you think it is <u>cute</u> to be nasty? You must not be nasty. It is not <u>cute</u> . You will make me upset. You will make me upset if you are nasty. You will not be proud. You will not be proud if you are nasty. It is not <u>cute</u> and you will not be proud if you are nasty.				




TUESDAY

	WRITE	Copy the  and  words from Monday into your exercise books.				
---	-------	--	--	--	--	--



WEDNESDAY

	LOOK & SAY	why	proud	nasty	upset	move
	SOUND OUT	cube	cute	use	mule	
		fuse	fume	excuse	huge	
	★	Why do you use a <u>mule</u> ? Why do you use a <u>mule</u> to move your <u>cube</u> ? Is the <u>cube</u> big?				
	READ	Look at this <u>cute cube</u> . Will you <u>use</u> this <u>cute cube</u> ? Is the <u>cube</u> <u>huge</u> ? No the <u>cube</u> is not <u>huge</u> . I will <u>use</u> this <u>cube</u> . I will <u>use</u> this <u>cute cube</u> . The <u>cute cube</u> is not <u>huge</u> . We do not need a <u>mule</u> . We do not need a <u>mule</u> to move this <u>cute cube</u> .				





THURSDAY

	LOOK & SAY	why	proud	nasty	upset	move
	READ			<p>Why are we proud? Why are we proud of Jojo. We are proud because Jojo was good. We are proud because Jojo was good at soccer. Jojo could score a goal. Jojo could score a goal with his new boots. The boys were nasty. Will they still be nasty?</p> <p>Jojo is not upset. Jojo is proud. Jojo is on the soccer team.</p>		




FRIDAY

	LOOK & SAY	why	proud	nasty	upset	move
	READ & ANSWER	<ol style="list-style-type: none"> 1. Who are we proud of? We are proud of ____. 2. Why are we proud of Jojo? We are proud of Jojo because ____. 3. What was Jojo good at? Jojo was good at ____. 4. How does Jojo feel? Jojo feels ____. 5. What team is Jojo on? Jojo is on the ____ team. 				





MONDAY

	LOOK & SAY	why	proud	nasty	upset	move
	SOUND OUT	cube	cute	use	mule	
		fuse	fume	excuse	huge	
	★	I am upset. Why are you upset? You are nasty. I am upset and you are nasty.				
	READ	Excuse me, why are you proud? Are you proud to be nasty? Do you think it is <u>cute</u> to be nasty? You must not be nasty. It is not <u>cute</u> . You will make me upset. You will make me upset if you are nasty. You will not be proud. You will not be proud if you are nasty. It is not <u>cute</u> and you will not be proud if you are nasty.				




TUESDAY

	WRITE	Copy the  and  words from Monday into your exercise books.				
---	-------	--	--	--	--	--



WEDNESDAY

	LOOK & SAY	why	proud	nasty	upset	move
	SOUND OUT	cube	cute	use	mule	
		fuse	fume	excuse	huge	
	★	Why do you use a <u>mule</u> ? Why do you use a <u>mule</u> to move your <u>cube</u> ? Is the <u>cube</u> big?				
	READ	Look at this <u>cute cube</u> . Will you <u>use</u> this <u>cute cube</u> ? Is the <u>cube</u> <u>huge</u> ? No the <u>cube</u> is not <u>huge</u> . I will <u>use</u> this <u>cube</u> . I will <u>use</u> this <u>cute cube</u> . The <u>cute cube</u> is not <u>huge</u> . We do not need a <u>mule</u> . We do not need a <u>mule</u> to move this <u>cute cube</u> .				





THURSDAY

	LOOK & SAY	why	proud	nasty	upset	move
	READ			<p>Why are we proud? Why are we proud of Jojo. We are proud because Jojo was good. We are proud because Jojo was good at soccer. Jojo could score a goal. Jojo could score a goal with his new boots. The boys were nasty. Will they still be nasty?</p> <p>Jojo is not upset. Jojo is proud. Jojo is on the soccer team.</p>		




FRIDAY

	LOOK & SAY	why	proud	nasty	upset	move
	READ & ANSWER	<ol style="list-style-type: none"> 1. Who are we proud of? We are proud of ____. 2. Why are we proud of Jojo? We are proud of Jojo because ____. 3. What was Jojo good at? Jojo was good at ____. 4. How does Jojo feel? Jojo feels ____. 5. What team is Jojo on? Jojo is on the ____ team. 				





MONDAY

	LOOK & SAY	why	proud	nasty	upset	move
	SOUND OUT	cube	cute	use	mule	
		fuse	fume	excuse	huge	
	★	I am upset. Why are you upset? You are nasty. I am upset and you are nasty.				
	READ	Excuse me, why are you proud? Are you proud to be nasty? Do you think it is <u>cute</u> to be nasty? You must not be nasty. It is not <u>cute</u> . You will make me upset. You will make me upset if you are nasty. You will not be proud. You will not be proud if you are nasty. It is not <u>cute</u> and you will not be proud if you are nasty.				




TUESDAY

	WRITE	Copy the  and  words from Monday into your exercise books.				
---	-------	--	--	--	--	--



WEDNESDAY

	LOOK & SAY	why	proud	nasty	upset	move
	SOUND OUT	cube	cute	use	mule	
		fuse	fume	excuse	huge	
	★	Why do you use a <u>mule</u> ? Why do you use a <u>mule</u> to move your <u>cube</u> ? Is the <u>cube</u> big?				
	READ	Look at this <u>cute cube</u> . Will you <u>use</u> this <u>cute cube</u> ? Is the <u>cube</u> <u>huge</u> ? No the <u>cube</u> is not <u>huge</u> . I will <u>use</u> this <u>cube</u> . I will <u>use</u> this <u>cute cube</u> . The <u>cute cube</u> is not <u>huge</u> . We do not need a <u>mule</u> . We do not need a <u>mule</u> to move this <u>cute cube</u> .				





THURSDAY

	LOOK & SAY	why	proud	nasty	upset	move
	READ	 <p>Why are we proud? Why are we proud of Jojo. We are proud because Jojo was good. We are proud because Jojo was good at soccer. Jojo could score a goal. Jojo could score a goal with his new boots. The boys were nasty. Will they still be nasty?</p> <p>Jojo is not upset. Jojo is proud. Jojo is on the soccer team.</p>				




FRIDAY

	LOOK & SAY	why	proud	nasty	upset	move
	READ & ANSWER	<ol style="list-style-type: none"> 1. Who are we proud of? We are proud of ____. 2. Why are we proud of Jojo? We are proud of Jojo because ____. 3. What was Jojo good at? Jojo was good at ____. 4. How does Jojo feel? Jojo feels ____. 5. What team is Jojo on? Jojo is on the ____ team. 				





MONDAY

	LOOK & SAY	why	proud	nasty	upset	move
	SOUND OUT	cube	cute	use	mule	
		fuse	fume	excuse	huge	
	★	I am upset. Why are you upset? You are nasty. I am upset and you are nasty.				
	READ	Excuse me, why are you proud? Are you proud to be nasty? Do you think it is <u>cute</u> to be nasty? You must not be nasty. It is not <u>cute</u> . You will make me upset. You will make me upset if you are nasty. You will not be proud. You will not be proud if you are nasty. It is not <u>cute</u> and you will not be proud if you are nasty.				




TUESDAY

	WRITE	Copy the  and  words from Monday into your exercise books.				
---	-------	--	--	--	--	--



WEDNESDAY

	LOOK & SAY	why	proud	nasty	upset	move
	SOUND OUT	cube	cute	use	mule	
		fuse	fume	excuse	huge	
	★	Why do you use a <u>mule</u> ? Why do you use a <u>mule</u> to move your <u>cube</u> ? Is the <u>cube</u> big?				
	READ	Look at this <u>cute cube</u> . Will you <u>use</u> this <u>cute cube</u> ? Is the <u>cube</u> <u>huge</u> ? No the <u>cube</u> is not <u>huge</u> . I will <u>use</u> this <u>cube</u> . I will <u>use</u> this <u>cute cube</u> . The <u>cute cube</u> is not <u>huge</u> . We do not need a <u>mule</u> . We do not need a <u>mule</u> to move this <u>cute cube</u> .				





THURSDAY

	LOOK & SAY	why	proud	nasty	upset	move
	READ	 <p>Why are we proud? Why are we proud of Jojo. We are proud because Jojo was good. We are proud because Jojo was good at soccer. Jojo could score a goal. Jojo could score a goal with his new boots. The boys were nasty. Will they still be nasty?</p> <p>Jojo is not upset. Jojo is proud. Jojo is on the soccer team.</p>				




FRIDAY

	LOOK & SAY	why	proud	nasty	upset	move
	READ & ANSWER	<ol style="list-style-type: none"> 1. Who are we proud of? We are proud of ____. 2. Why are we proud of Jojo? We are proud of Jojo because ____. 3. What was Jojo good at? Jojo was good at ____. 4. How does Jojo feel? Jojo feels ____. 5. What team is Jojo on? Jojo is on the ____ team. 				





MONDAY

	LOOK & SAY	why	proud	nasty	upset	move
	SOUND OUT	cube	cute	use	mule	
		fuse	fume	excuse	huge	
	★	I am upset. Why are you upset? You are nasty. I am upset and you are nasty.				
	READ	Excuse me, why are you proud? Are you proud to be nasty? Do you think it is <u>cute</u> to be nasty? You must not be nasty. It is not <u>cute</u> . You will make me upset. You will make me upset if you are nasty. You will not be proud. You will not be proud if you are nasty. It is not <u>cute</u> and you will not be proud if you are nasty.				




TUESDAY

	WRITE	Copy the  and  words from Monday into your exercise books.				
---	-------	--	--	--	--	--



WEDNESDAY

	LOOK & SAY	why	proud	nasty	upset	move
	SOUND OUT	cube	cute	use	mule	
		fuse	fume	excuse	huge	
	★	Why do you use a <u>mule</u> ? Why do you use a <u>mule</u> to move your <u>cube</u> ? Is the <u>cube</u> big?				
	READ	Look at this <u>cute cube</u> . Will you <u>use</u> this <u>cute cube</u> ? Is the <u>cube</u> <u>huge</u> ? No the <u>cube</u> is not <u>huge</u> . I will <u>use</u> this <u>cube</u> . I will <u>use</u> this <u>cute cube</u> . The <u>cute cube</u> is not <u>huge</u> . We do not need a <u>mule</u> . We do not need a <u>mule</u> to move this <u>cute cube</u> .				





THURSDAY

	LOOK & SAY	why	proud	nasty	upset	move
	READ	 <p>Why are we proud? Why are we proud of Jojo. We are proud because Jojo was good. We are proud because Jojo was good at soccer. Jojo could score a goal. Jojo could score a goal with his new boots. The boys were nasty. Will they still be nasty?</p> <p>Jojo is not upset. Jojo is proud. Jojo is on the soccer team.</p>				




FRIDAY

	LOOK & SAY	why	proud	nasty	upset	move
	READ & ANSWER	<ol style="list-style-type: none"> 1. Who are we proud of? We are proud of ____. 2. Why are we proud of Jojo? We are proud of Jojo because ____. 3. What was Jojo good at? Jojo was good at ____. 4. How does Jojo feel? Jojo feels ____. 5. What team is Jojo on? Jojo is on the ____ team. 				





MONDAY

	LOOK & SAY	why	proud	nasty	upset	move
	SOUND OUT	cube	cute	use	mule	
		fuse	fume	excuse	huge	
	★	I am upset. Why are you upset? You are nasty. I am upset and you are nasty.				
	READ	Excuse me, why are you proud? Are you proud to be nasty? Do you think it is <u>cute</u> to be nasty? You must not be nasty. It is not <u>cute</u> . You will make me upset. You will make me upset if you are nasty. You will not be proud. You will not be proud if you are nasty. It is not <u>cute</u> and you will not be proud if you are nasty.				




TUESDAY

	WRITE	Copy the  and  words from Monday into your exercise books.				
---	-------	--	--	--	--	--



WEDNESDAY

	LOOK & SAY	why	proud	nasty	upset	move
	SOUND OUT	cube	cute	use	mule	
		fuse	fume	excuse	huge	
	★	Why do you use a <u>mule</u> ? Why do you use a <u>mule</u> to move your <u>cube</u> ? Is the <u>cube</u> big?				
	READ	Look at this <u>cute cube</u> . Will you <u>use</u> this <u>cute cube</u> ? Is the <u>cube</u> <u>huge</u> ? No the <u>cube</u> is not <u>huge</u> . I will <u>use</u> this <u>cube</u> . I will <u>use</u> this <u>cute cube</u> . The <u>cute cube</u> is not <u>huge</u> . We do not need a <u>mule</u> . We do not need a <u>mule</u> to move this <u>cute cube</u> .				





THURSDAY

	LOOK & SAY	why	proud	nasty	upset	move
	READ			<p>Why are we proud? Why are we proud of Jojo. We are proud because Jojo was good. We are proud because Jojo was good at soccer. Jojo could score a goal. Jojo could score a goal with his new boots. The boys were nasty. Will they still be nasty?</p> <p>Jojo is not upset. Jojo is proud. Jojo is on the soccer team.</p>		




FRIDAY

	LOOK & SAY	why	proud	nasty	upset	move
	READ & ANSWER	<ol style="list-style-type: none"> 1. Who are we proud of? We are proud of ____. 2. Why are we proud of Jojo? We are proud of Jojo because ____. 3. What was Jojo good at? Jojo was good at ____. 4. How does Jojo feel? Jojo feels ____. 5. What team is Jojo on? Jojo is on the ____ team. 				





MONDAY

	LOOK & SAY	why	proud	nasty	upset	move
	SOUND OUT	cube	cute	use	mule	
		fuse	fume	excuse	huge	
	★	I am upset. Why are you upset? You are nasty. I am upset and you are nasty.				
	READ	Excuse me, why are you proud? Are you proud to be nasty? Do you think it is <u>cute</u> to be nasty? You must not be nasty. It is not <u>cute</u> . You will make me upset. You will make me upset if you are nasty. You will not be proud. You will not be proud if you are nasty. It is not <u>cute</u> and you will not be proud if you are nasty.				




TUESDAY

	WRITE	Copy the  and  words from Monday into your exercise books.				
---	-------	--	--	--	--	--



WEDNESDAY

	LOOK & SAY	why	proud	nasty	upset	move
	SOUND OUT	cube	cute	use	mule	
		fuse	fume	excuse	huge	
	★	Why do you use a <u>mule</u> ? Why do you use a <u>mule</u> to move your <u>cube</u> ? Is the <u>cube</u> big?				
	READ	Look at this <u>cute cube</u> . Will you <u>use</u> this <u>cute cube</u> ? Is the <u>cube</u> <u>huge</u> ? No the <u>cube</u> is not <u>huge</u> . I will <u>use</u> this <u>cube</u> . I will <u>use</u> this <u>cute cube</u> . The <u>cute cube</u> is not <u>huge</u> . We do not need a <u>mule</u> . We do not need a <u>mule</u> to move this <u>cute cube</u> .				





THURSDAY

	LOOK & SAY	why	proud	nasty	upset	move
	READ			<p>Why are we proud? Why are we proud of Jojo. We are proud because Jojo was good. We are proud because Jojo was good at soccer. Jojo could score a goal. Jojo could score a goal with his new boots. The boys were nasty. Will they still be nasty?</p> <p>Jojo is not upset. Jojo is proud. Jojo is on the soccer team.</p>		




FRIDAY

	LOOK & SAY	why	proud	nasty	upset	move
	READ & ANSWER	<ol style="list-style-type: none"> 1. Who are we proud of? We are proud of ____. 2. Why are we proud of Jojo? We are proud of Jojo because ____. 3. What was Jojo good at? Jojo was good at ____. 4. How does Jojo feel? Jojo feels ____. 5. What team is Jojo on? Jojo is on the ____ team. 				





MONDAY

	LOOK & SAY	why	proud	nasty	upset	move
	SOUND OUT	cube	cute	use	mule	
		fuse	fume	excuse	huge	
	★	I am upset. Why are you upset? You are nasty. I am upset and you are nasty.				
	READ	Excuse me, why are you proud? Are you proud to be nasty? Do you think it is <u>cute</u> to be nasty? You must not be nasty. It is not <u>cute</u> . You will make me upset. You will make me upset if you are nasty. You will not be proud. You will not be proud if you are nasty. It is not <u>cute</u> and you will not be proud if you are nasty.				




TUESDAY

	WRITE	Copy the  and  words from Monday into your exercise books.				
---	-------	--	--	--	--	--



WEDNESDAY

	LOOK & SAY	why	proud	nasty	upset	move
	SOUND OUT	cube	cute	use	mule	
		fuse	fume	excuse	huge	
	★	Why do you use a <u>mule</u> ? Why do you use a <u>mule</u> to move your <u>cube</u> ? Is the <u>cube</u> big?				
	READ	Look at this <u>cute cube</u> . Will you <u>use</u> this <u>cute cube</u> ? Is the <u>cube</u> <u>huge</u> ? No the <u>cube</u> is not <u>huge</u> . I will <u>use</u> this <u>cube</u> . I will <u>use</u> this <u>cute cube</u> . The <u>cute cube</u> is not <u>huge</u> . We do not need a <u>mule</u> . We do not need a <u>mule</u> to move this <u>cute cube</u> .				





THURSDAY

	LOOK & SAY	why	proud	nasty	upset	move
	READ			<p>Why are we proud? Why are we proud of Jojo. We are proud because Jojo was good. We are proud because Jojo was good at soccer. Jojo could score a goal. Jojo could score a goal with his new boots. The boys were nasty. Will they still be nasty?</p> <p>Jojo is not upset. Jojo is proud. Jojo is on the soccer team.</p>		




FRIDAY

	LOOK & SAY	why	proud	nasty	upset	move
	READ & ANSWER	<ol style="list-style-type: none"> 1. Who are we proud of? We are proud of ____. 2. Why are we proud of Jojo? We are proud of Jojo because ____. 3. What was Jojo good at? Jojo was good at ____. 4. How does Jojo feel? Jojo feels ____. 5. What team is Jojo on? Jojo is on the ____ team. 				





MONDAY

	LOOK & SAY	why	proud	nasty	upset	move
	SOUND OUT	cube	cute	use	mule	
		fuse	fume	excuse	huge	
	★	I am upset. Why are you upset? You are nasty. I am upset and you are nasty.				
	READ	Excuse me, why are you proud? Are you proud to be nasty? Do you think it is <u>cute</u> to be nasty? You must not be nasty. It is not <u>cute</u> . You will make me upset. You will make me upset if you are nasty. You will not be proud. You will not be proud if you are nasty. It is not <u>cute</u> and you will not be proud if you are nasty.				




TUESDAY

	WRITE	Copy the  and  words from Monday into your exercise books.				
---	-------	--	--	--	--	--



WEDNESDAY

	LOOK & SAY	why	proud	nasty	upset	move
	SOUND OUT	cube	cute	use	mule	
		fuse	fume	excuse	huge	
	★	Why do you use a <u>mule</u> ? Why do you use a <u>mule</u> to move your <u>cube</u> ? Is the <u>cube</u> big?				
	READ	Look at this <u>cute cube</u> . Will you <u>use</u> this <u>cute cube</u> ? Is the <u>cube</u> <u>huge</u> ? No the <u>cube</u> is not <u>huge</u> . I will <u>use</u> this <u>cube</u> . I will <u>use</u> this <u>cute cube</u> . The <u>cute cube</u> is not <u>huge</u> . We do not need a <u>mule</u> . We do not need a <u>mule</u> to move this <u>cute cube</u> .				





THURSDAY

	LOOK & SAY	why	proud	nasty	upset	move
	READ	 <p>Why are we proud? Why are we proud of Jojo. We are proud because Jojo was good. We are proud because Jojo was good at soccer. Jojo could score a goal. Jojo could score a goal with his new boots. The boys were nasty. Will they still be nasty?</p> <p>Jojo is not upset. Jojo is proud. Jojo is on the soccer team.</p>				




FRIDAY

	LOOK & SAY	why	proud	nasty	upset	move
	READ & ANSWER	<ol style="list-style-type: none"> 1. Who are we proud of? We are proud of ____. 2. Why are we proud of Jojo? We are proud of Jojo because ____. 3. What was Jojo good at? Jojo was good at ____. 4. How does Jojo feel? Jojo feels ____. 5. What team is Jojo on? Jojo is on the ____ team. 				





MONDAY

	LOOK & SAY	why	proud	nasty	upset	move
	SOUND OUT	cube	cute	use	mule	
		fuse	fume	excuse	huge	
	★	I am upset. Why are you upset? You are nasty. I am upset and you are nasty.				
	READ	Excuse me, why are you proud? Are you proud to be nasty? Do you think it is <u>cute</u> to be nasty? You must not be nasty. It is not <u>cute</u> . You will make me upset. You will make me upset if you are nasty. You will not be proud. You will not be proud if you are nasty. It is not <u>cute</u> and you will not be proud if you are nasty.				




TUESDAY

	WRITE	Copy the  and  words from Monday into your exercise books.				
---	-------	--	--	--	--	--



WEDNESDAY

	LOOK & SAY	why	proud	nasty	upset	move
	SOUND OUT	cube	cute	use	mule	
		fuse	fume	excuse	huge	
	★	Why do you use a <u>mule</u> ? Why do you use a <u>mule</u> to move your <u>cube</u> ? Is the <u>cube</u> big?				
	READ	Look at this <u>cute cube</u> . Will you <u>use</u> this <u>cute cube</u> ? Is the <u>cube</u> <u>huge</u> ? No the <u>cube</u> is not <u>huge</u> . I will <u>use</u> this <u>cube</u> . I will <u>use</u> this <u>cute cube</u> . The <u>cute cube</u> is not <u>huge</u> . We do not need a <u>mule</u> . We do not need a <u>mule</u> to move this <u>cute cube</u> .				





THURSDAY

	LOOK & SAY	why	proud	nasty	upset	move
	READ	 <p>Why are we proud? Why are we proud of Jojo. We are proud because Jojo was good. We are proud because Jojo was good at soccer. Jojo could score a goal. Jojo could score a goal with his new boots. The boys were nasty. Will they still be nasty?</p> <p>Jojo is not upset. Jojo is proud. Jojo is on the soccer team.</p>				




FRIDAY

	LOOK & SAY	why	proud	nasty	upset	move
	READ & ANSWER	<ol style="list-style-type: none"> 1. Who are we proud of? We are proud of ____. 2. Why are we proud of Jojo? We are proud of Jojo because ____. 3. What was Jojo good at? Jojo was good at ____. 4. How does Jojo feel? Jojo feels ____. 5. What team is Jojo on? Jojo is on the ____ team. 				





MONDAY

	LOOK & SAY	why	proud	nasty	upset	move
	SOUND OUT	cube	cute	use	mule	
		fuse	fume	excuse	huge	
	★	I am upset. Why are you upset? You are nasty. I am upset and you are nasty.				
	READ	Excuse me, why are you proud? Are you proud to be nasty? Do you think it is <u>cute</u> to be nasty? You must not be nasty. It is not <u>cute</u> . You will make me upset. You will make me upset if you are nasty. You will not be proud. You will not be proud if you are nasty. It is not <u>cute</u> and you will not be proud if you are nasty.				




TUESDAY

	WRITE	Copy the  and  words from Monday into your exercise books.				
---	-------	--	--	--	--	--



WEDNESDAY

	LOOK & SAY	why	proud	nasty	upset	move
	SOUND OUT	cube	cute	use	mule	
		fuse	fume	excuse	huge	
	★	Why do you use a <u>mule</u> ? Why do you use a <u>mule</u> to move your <u>cube</u> ? Is the <u>cube</u> big?				
	READ	Look at this <u>cute cube</u> . Will you <u>use</u> this <u>cute cube</u> ? Is the <u>cube</u> <u>huge</u> ? No the <u>cube</u> is not <u>huge</u> . I will <u>use</u> this <u>cube</u> . I will <u>use</u> this <u>cute cube</u> . The <u>cute cube</u> is not <u>huge</u> . We do not need a <u>mule</u> . We do not need a <u>mule</u> to move this <u>cute cube</u> .				





THURSDAY

	LOOK & SAY	why	proud	nasty	upset	move
	READ	 <p>Why are we proud? Why are we proud of Jojo. We are proud because Jojo was good. We are proud because Jojo was good at soccer. Jojo could score a goal. Jojo could score a goal with his new boots. The boys were nasty. Will they still be nasty?</p> <p>Jojo is not upset. Jojo is proud. Jojo is on the soccer team.</p>				




FRIDAY

	LOOK & SAY	why	proud	nasty	upset	move
	READ & ANSWER	<ol style="list-style-type: none"> 1. Who are we proud of? We are proud of ____. 2. Why are we proud of Jojo? We are proud of Jojo because ____. 3. What was Jojo good at? Jojo was good at ____. 4. How does Jojo feel? Jojo feels ____. 5. What team is Jojo on? Jojo is on the ____ team. 				





MONDAY

	LOOK & SAY	why	proud	nasty	upset	move
	SOUND OUT	cube	cute	use	mule	
		fuse	fume	excuse	huge	
	★	I am upset. Why are you upset? You are nasty. I am upset and you are nasty.				
	READ	Excuse me, why are you proud? Are you proud to be nasty? Do you think it is <u>cute</u> to be nasty? You must not be nasty. It is not <u>cute</u> . You will make me upset. You will make me upset if you are nasty. You will not be proud. You will not be proud if you are nasty. It is not <u>cute</u> and you will not be proud if you are nasty.				




TUESDAY

	WRITE	Copy the  and  words from Monday into your exercise books.				
---	-------	--	--	--	--	--



WEDNESDAY

	LOOK & SAY	why	proud	nasty	upset	move
	SOUND OUT	cube	cute	use	mule	
		fuse	fume	excuse	huge	
	★	Why do you use a <u>mule</u> ? Why do you use a <u>mule</u> to move your <u>cube</u> ? Is the <u>cube</u> big?				
	READ	Look at this <u>cute cube</u> . Will you <u>use</u> this <u>cute cube</u> ? Is the <u>cube</u> <u>huge</u> ? No the <u>cube</u> is not <u>huge</u> . I will <u>use</u> this <u>cube</u> . I will <u>use</u> this <u>cute cube</u> . The <u>cute cube</u> is not <u>huge</u> . We do not need a <u>mule</u> . We do not need a <u>mule</u> to move this <u>cute cube</u> .				





THURSDAY

	LOOK & SAY	why	proud	nasty	upset	move
	READ	 <p>Why are we proud? Why are we proud of Jojo. We are proud because Jojo was good. We are proud because Jojo was good at soccer. Jojo could score a goal. Jojo could score a goal with his new boots. The boys were nasty. Will they still be nasty?</p> <p>Jojo is not upset. Jojo is proud. Jojo is on the soccer team.</p>				




FRIDAY

	LOOK & SAY	why	proud	nasty	upset	move
	READ & ANSWER	<ol style="list-style-type: none"> 1. Who are we proud of? We are proud of ____. 2. Why are we proud of Jojo? We are proud of Jojo because ____. 3. What was Jojo good at? Jojo was good at ____. 4. How does Jojo feel? Jojo feels ____. 5. What team is Jojo on? Jojo is on the ____ team. 				





MONDAY

	LOOK & SAY	why	proud	nasty	upset	move
	SOUND OUT	cube	cute	use	mule	
		fuse	fume	excuse	huge	
	★	I am upset. Why are you upset? You are nasty. I am upset and you are nasty.				
	READ	Excuse me, why are you proud? Are you proud to be nasty? Do you think it is <u>cute</u> to be nasty? You must not be nasty. It is not <u>cute</u> . You will make me upset. You will make me upset if you are nasty. You will not be proud. You will not be proud if you are nasty. It is not <u>cute</u> and you will not be proud if you are nasty.				




TUESDAY

	WRITE	Copy the  and  words from Monday into your exercise books.				
---	-------	--	--	--	--	--



WEDNESDAY

	LOOK & SAY	why	proud	nasty	upset	move
	SOUND OUT	cube	cute	use	mule	
		fuse	fume	excuse	huge	
	★	Why do you use a <u>mule</u> ? Why do you use a <u>mule</u> to move your <u>cube</u> ? Is the <u>cube</u> big?				
	READ	Look at this <u>cute cube</u> . Will you <u>use</u> this <u>cute cube</u> ? Is the <u>cube</u> <u>huge</u> ? No the <u>cube</u> is not <u>huge</u> . I will <u>use</u> this <u>cube</u> . I will <u>use</u> this <u>cute cube</u> . The <u>cute cube</u> is not <u>huge</u> . We do not need a <u>mule</u> . We do not need a <u>mule</u> to move this <u>cute cube</u> .				





THURSDAY

	LOOK & SAY	why	proud	nasty	upset	move
	READ	 <p>Why are we proud? Why are we proud of Jojo. We are proud because Jojo was good. We are proud because Jojo was good at soccer. Jojo could score a goal. Jojo could score a goal with his new boots. The boys were nasty. Will they still be nasty?</p> <p>Jojo is not upset. Jojo is proud. Jojo is on the soccer team.</p>				




FRIDAY

	LOOK & SAY	why	proud	nasty	upset	move
	READ & ANSWER	<ol style="list-style-type: none"> 1. Who are we proud of? We are proud of ____. 2. Why are we proud of Jojo? We are proud of Jojo because ____. 3. What was Jojo good at? Jojo was good at ____. 4. How does Jojo feel? Jojo feels ____. 5. What team is Jojo on? Jojo is on the ____ team. 				





MONDAY

	LOOK & SAY	why	proud	nasty	upset	move
	SOUND OUT	cube	cute	use	mule	
		fuse	fume	excuse	huge	
	★	I am upset. Why are you upset? You are nasty. I am upset and you are nasty.				
	READ	Excuse me, why are you proud? Are you proud to be nasty? Do you think it is <u>cute</u> to be nasty? You must not be nasty. It is not <u>cute</u> . You will make me upset. You will make me upset if you are nasty. You will not be proud. You will not be proud if you are nasty. It is not <u>cute</u> and you will not be proud if you are nasty.				




TUESDAY

	WRITE	Copy the  and  words from Monday into your exercise books.				
---	-------	--	--	--	--	--



WEDNESDAY

	LOOK & SAY	why	proud	nasty	upset	move
	SOUND OUT	cube	cute	use	mule	
		fuse	fume	excuse	huge	
	★	Why do you use a <u>mule</u> ? Why do you use a <u>mule</u> to move your <u>cube</u> ? Is the <u>cube</u> big?				
	READ	Look at this <u>cute cube</u> . Will you <u>use</u> this <u>cute cube</u> ? Is the <u>cube</u> <u>huge</u> ? No the <u>cube</u> is not <u>huge</u> . I will <u>use</u> this <u>cube</u> . I will <u>use</u> this <u>cute cube</u> . The <u>cute cube</u> is not <u>huge</u> . We do not need a <u>mule</u> . We do not need a <u>mule</u> to move this <u>cute cube</u> .				





THURSDAY

	LOOK & SAY	why	proud	nasty	upset	move
	READ			<p>Why are we proud? Why are we proud of Jojo. We are proud because Jojo was good. We are proud because Jojo was good at soccer. Jojo could score a goal. Jojo could score a goal with his new boots. The boys were nasty. Will they still be nasty?</p> <p>Jojo is not upset. Jojo is proud. Jojo is on the soccer team.</p>		




FRIDAY

	LOOK & SAY	why	proud	nasty	upset	move
	READ & ANSWER	<ol style="list-style-type: none"> 1. Who are we proud of? We are proud of ____. 2. Why are we proud of Jojo? We are proud of Jojo because ____. 3. What was Jojo good at? Jojo was good at ____. 4. How does Jojo feel? Jojo feels ____. 5. What team is Jojo on? Jojo is on the ____ team. 				





MONDAY

	LOOK & SAY	why	proud	nasty	upset	move
	SOUND OUT	cube	cute	use	mule	
		fuse	fume	excuse	huge	
	★	I am upset. Why are you upset? You are nasty. I am upset and you are nasty.				
	READ	Excuse me, why are you proud? Are you proud to be nasty? Do you think it is <u>cute</u> to be nasty? You must not be nasty. It is not <u>cute</u> . You will make me upset. You will make me upset if you are nasty. You will not be proud. You will not be proud if you are nasty. It is not <u>cute</u> and you will not be proud if you are nasty.				




TUESDAY

	WRITE	Copy the  and  words from Monday into your exercise books.				
---	-------	--	--	--	--	--



WEDNESDAY

	LOOK & SAY	why	proud	nasty	upset	move
	SOUND OUT	cube	cute	use	mule	
		fuse	fume	excuse	huge	
	★	Why do you use a <u>mule</u> ? Why do you use a <u>mule</u> to move your <u>cube</u> ? Is the <u>cube</u> big?				
	READ	Look at this <u>cute cube</u> . Will you <u>use</u> this <u>cute cube</u> ? Is the <u>cube</u> <u>huge</u> ? No the <u>cube</u> is not <u>huge</u> . I will <u>use</u> this <u>cube</u> . I will <u>use</u> this <u>cute cube</u> . The <u>cute cube</u> is not <u>huge</u> . We do not need a <u>mule</u> . We do not need a <u>mule</u> to move this <u>cute cube</u> .				





THURSDAY

	LOOK & SAY	why	proud	nasty	upset	move
	READ			<p>Why are we proud? Why are we proud of Jojo. We are proud because Jojo was good. We are proud because Jojo was good at soccer. Jojo could score a goal. Jojo could score a goal with his new boots. The boys were nasty. Will they still be nasty?</p> <p>Jojo is not upset. Jojo is proud. Jojo is on the soccer team.</p>		




FRIDAY

	LOOK & SAY	why	proud	nasty	upset	move
	READ & ANSWER	<ol style="list-style-type: none"> 1. Who are we proud of? We are proud of ____. 2. Why are we proud of Jojo? We are proud of Jojo because ____. 3. What was Jojo good at? Jojo was good at ____. 4. How does Jojo feel? Jojo feels ____. 5. What team is Jojo on? Jojo is on the ____ team. 				





MONDAY

	LOOK & SAY	why	proud	nasty	upset	move
	SOUND OUT	cube	cute	use	mule	
		fuse	fume	excuse	huge	
	★	I am upset. Why are you upset? You are nasty. I am upset and you are nasty.				
	READ	Excuse me, why are you proud? Are you proud to be nasty? Do you think it is <u>cute</u> to be nasty? You must not be nasty. It is not <u>cute</u> . You will make me upset. You will make me upset if you are nasty. You will not be proud. You will not be proud if you are nasty. It is not <u>cute</u> and you will not be proud if you are nasty.				




TUESDAY

	WRITE	Copy the  and  words from Monday into your exercise books.				
---	-------	--	--	--	--	--



WEDNESDAY

	LOOK & SAY	why	proud	nasty	upset	move
	SOUND OUT	cube	cute	use	mule	
		fuse	fume	excuse	huge	
	★	Why do you use a <u>mule</u> ? Why do you use a <u>mule</u> to move your <u>cube</u> ? Is the <u>cube</u> big?				
	READ	Look at this <u>cute cube</u> . Will you <u>use</u> this <u>cute cube</u> ? Is the <u>cube</u> <u>huge</u> ? No the <u>cube</u> is not <u>huge</u> . I will <u>use</u> this <u>cube</u> . I will <u>use</u> this <u>cute cube</u> . The <u>cute cube</u> is not <u>huge</u> . We do not need a <u>mule</u> . We do not need a <u>mule</u> to move this <u>cute cube</u> .				





THURSDAY

	LOOK & SAY	why	proud	nasty	upset	move
	READ			<p>Why are we proud? Why are we proud of Jojo. We are proud because Jojo was good. We are proud because Jojo was good at soccer. Jojo could score a goal. Jojo could score a goal with his new boots. The boys were nasty. Will they still be nasty?</p> <p>Jojo is not upset. Jojo is proud. Jojo is on the soccer team.</p>		




FRIDAY

	LOOK & SAY	why	proud	nasty	upset	move
	READ & ANSWER	<ol style="list-style-type: none"> 1. Who are we proud of? We are proud of ____. 2. Why are we proud of Jojo? We are proud of Jojo because ____. 3. What was Jojo good at? Jojo was good at ____. 4. How does Jojo feel? Jojo feels ____. 5. What team is Jojo on? Jojo is on the ____ team. 				





MONDAY

	LOOK & SAY	why	proud	nasty	upset	move
	SOUND OUT	cube	cute	use	mule	
		fuse	fume	excuse	huge	
	★	I am upset. Why are you upset? You are nasty. I am upset and you are nasty.				
	READ	Excuse me, why are you proud? Are you proud to be nasty? Do you think it is <u>cute</u> to be nasty? You must not be nasty. It is not <u>cute</u> . You will make me upset. You will make me upset if you are nasty. You will not be proud. You will not be proud if you are nasty. It is not <u>cute</u> and you will not be proud if you are nasty.				




TUESDAY

	WRITE	Copy the  and  words from Monday into your exercise books.				
---	-------	--	--	--	--	--



WEDNESDAY

	LOOK & SAY	why	proud	nasty	upset	move
	SOUND OUT	cube	cute	use	mule	
		fuse	fume	excuse	huge	
	★	Why do you use a <u>mule</u> ? Why do you use a <u>mule</u> to move your <u>cube</u> ? Is the <u>cube</u> big?				
	READ	Look at this <u>cute cube</u> . Will you <u>use</u> this <u>cute cube</u> ? Is the <u>cube</u> <u>huge</u> ? No the <u>cube</u> is not <u>huge</u> . I will <u>use</u> this <u>cube</u> . I will <u>use</u> this <u>cute cube</u> . The <u>cute cube</u> is not <u>huge</u> . We do not need a <u>mule</u> . We do not need a <u>mule</u> to move this <u>cute cube</u> .				





THURSDAY

	LOOK & SAY	why	proud	nasty	upset	move
	READ			<p>Why are we proud? Why are we proud of Jojo. We are proud because Jojo was good. We are proud because Jojo was good at soccer. Jojo could score a goal. Jojo could score a goal with his new boots. The boys were nasty. Will they still be nasty?</p> <p>Jojo is not upset. Jojo is proud. Jojo is on the soccer team.</p>		




FRIDAY

	LOOK & SAY	why	proud	nasty	upset	move
	READ & ANSWER	<ol style="list-style-type: none"> 1. Who are we proud of? We are proud of ____. 2. Why are we proud of Jojo? We are proud of Jojo because ____. 3. What was Jojo good at? Jojo was good at ____. 4. How does Jojo feel? Jojo feels ____. 5. What team is Jojo on? Jojo is on the ____ team. 				





MONDAY

	LOOK & SAY	calm	read	there	dirty	secrets
	SOUND OUT	oil	spoil	toilet	join	
		joined	coin	moist	noisy	
	★	I must not <u>spoil</u> . I must not <u>spoil</u> the <u>toilet</u> . I must not <u>spoil</u> the <u>toilet</u> with the <u>coin</u> .				
	READ	I have a <u>coin</u> . I will hide my <u>coin</u> . Who will find my <u>coin</u> ? Will you find my <u>coin</u> ? I have <u>oil</u> . I put my <u>coin</u> in the <u>oil</u> . Will I <u>spoil</u> my <u>coin</u> ? Will the <u>oil</u> <u>spoil</u> my <u>coin</u> ? Who will find my <u>coin</u> in the <u>oil</u> ? Will you find my <u>coin</u> in the <u>oil</u> ?				






TUESDAY

	WRITE	Copy the  and  words from Monday into your exercise books.				
---	-------	--	--	--	--	--



WEDNESDAY

	LOOK & SAY	calm	read	there	dirty	secrets
	SOUND OUT	oil	spoil	toilet	join	
		joined	coin	moist	noisy	
	★	Who will hide the <u>coin</u> ? Who will hide the <u>coin</u> in the <u>oil</u> ? Will you hide the <u>coin</u> in the <u>oil</u> ?				
	READ	I <u>joined</u> the team. I <u>joined</u> the soccer team. I am happy. I am happy that I <u>joined</u> the soccer team. It is <u>noisy</u> on the soccer team. My friend <u>joined</u> the team. My friend <u>joined</u> the soccer team. We are happy. We are happy that we <u>joined</u> the soccer team. Will you <u>join</u> the soccer team?				





THURSDAY

	LOOK & SAY	calm	read	there	dirty	secrets
 	READ			<p>Mandu was calm. She would write her secrets. She would write her secrets to be calm. She did not want her brother to read her secrets. It is not nice to read secrets. Mandu spoke to her brother. He did not read her secrets. He did not take her book to read her secrets. It is not nice to take a book to read secrets.</p>		
				write		




FRIDAY

	LOOK & SAY	calm	read	there	dirty	secrets
	READ & ANSWER	<ol style="list-style-type: none"> Who was calm? ___ was calm. What did Mandu write? Mandu wrote her ___. Why did Mandu write her secrets? She wrote her secrets to be ___. Who did Mandu speak to? Mandu spoke to ___. Did Mandu's brother read her secrets? ___, Mandu's brother ___ read her secrets. 				





MONDAY

	LOOK & SAY	calm	read	there	dirty	secrets
	SOUND OUT	oil	spoil	toilet	join	
		joined	coin	moist	noisy	
	★	I must not <u>spoil</u> . I must not <u>spoil</u> the <u>toilet</u> . I must not <u>spoil</u> the <u>toilet</u> with the <u>coin</u> .				
	READ	I have a <u>coin</u> . I will hide my <u>coin</u> . Who will find my <u>coin</u> ? Will you find my <u>coin</u> ? I have <u>oil</u> . I put my <u>coin</u> in the <u>oil</u> . Will I <u>spoil</u> my <u>coin</u> ? Will the <u>oil</u> <u>spoil</u> my <u>coin</u> ? Who will find my <u>coin</u> in the <u>oil</u> ? Will you find my <u>coin</u> in the <u>oil</u> ?				






TUESDAY

	WRITE	Copy the  and  words from Monday into your exercise books.				
---	-------	--	--	--	--	--



WEDNESDAY

	LOOK & SAY	calm	read	there	dirty	secrets
	SOUND OUT	oil	spoil	toilet	join	
		joined	coin	moist	noisy	
	★	Who will hide the <u>coin</u> ? Who will hide the <u>coin</u> in the <u>oil</u> ? Will you hide the <u>coin</u> in the <u>oil</u> ?				
	READ	I <u>joined</u> the team. I <u>joined</u> the soccer team. I am happy. I am happy that I <u>joined</u> the soccer team. It is <u>noisy</u> on the soccer team. My friend <u>joined</u> the team. My friend <u>joined</u> the soccer team. We are happy. We are happy that we <u>joined</u> the soccer team. Will you <u>join</u> the soccer team?				





THURSDAY

	LOOK & SAY	calm	read	there	dirty	secrets
 	READ			<p>Mandu was calm. She would write her secrets. She would write her secrets to be calm. She did not want her brother to read her secrets. It is not nice to read secrets. Mandu spoke to her brother. He did not read her secrets. He did not take her book to read her secrets. It is not nice to take a book to read secrets.</p>		
				write		




FRIDAY

	LOOK & SAY	calm	read	there	dirty	secrets
	READ & ANSWER	<ol style="list-style-type: none"> 1. Who was calm? ___ was calm. 2. What did Mandu write? Mandu wrote her ___. 3. Why did Mandu write her secrets? She wrote her secrets to be ___. 4. Who did Mandu speak to? Mandu spoke to ___. 5. Did Mandu's brother read her secrets? ___, Mandu's brother ___ read her secrets. 				





MONDAY

	LOOK & SAY	calm	read	there	dirty	secrets
	SOUND OUT	oil	spoil	toilet	join	
		joined	coin	moist	noisy	
	★	I must not <u>spoil</u> . I must not <u>spoil</u> the <u>toilet</u> . I must not <u>spoil</u> the <u>toilet</u> with the <u>coin</u> .				
	READ	I have a <u>coin</u> . I will hide my <u>coin</u> . Who will find my <u>coin</u> ? Will you find my <u>coin</u> ? I have <u>oil</u> . I put my <u>coin</u> in the <u>oil</u> . Will I <u>spoil</u> my <u>coin</u> ? Will the <u>oil</u> <u>spoil</u> my <u>coin</u> ? Who will find my <u>coin</u> in the <u>oil</u> ? Will you find my <u>coin</u> in the <u>oil</u> ?				






TUESDAY

	WRITE	Copy the  and  words from Monday into your exercise books.				
---	-------	--	--	--	--	--



WEDNESDAY

	LOOK & SAY	calm	read	there	dirty	secrets
	SOUND OUT	oil	spoil	toilet	join	
		joined	coin	moist	noisy	
	★	Who will hide the <u>coin</u> ? Who will hide the <u>coin</u> in the <u>oil</u> ? Will you hide the <u>coin</u> in the <u>oil</u> ?				
	READ	I <u>joined</u> the team. I <u>joined</u> the soccer team. I am happy. I am happy that I <u>joined</u> the soccer team. It is <u>noisy</u> on the soccer team. My friend <u>joined</u> the team. My friend <u>joined</u> the soccer team. We are happy. We are happy that we <u>joined</u> the soccer team. Will you <u>join</u> the soccer team?				





THURSDAY

	LOOK & SAY	calm	read	there	dirty	secrets
 	READ			<p>Mandu was calm. She would write her secrets. She would write her secrets to be calm. She did not want her brother to read her secrets. It is not nice to read secrets. Mandu spoke to her brother. He did not read her secrets. He did not take her book to read her secrets. It is not nice to take a book to read secrets.</p>		
				write		




FRIDAY

	LOOK & SAY	calm	read	there	dirty	secrets
	READ & ANSWER	<ol style="list-style-type: none"> 1. Who was calm? ___ was calm. 2. What did Mandu write? Mandu wrote her ___. 3. Why did Mandu write her secrets? She wrote her secrets to be ___. 4. Who did Mandu speak to? Mandu spoke to ___. 5. Did Mandu's brother read her secrets? ___, Mandu's brother ___ read her secrets. 				





MONDAY

	LOOK & SAY	calm	read	there	dirty	secrets
	SOUND OUT	oil	spoil	toilet	join	
		joined	coin	moist	noisy	
	★	I must not <u>spoil</u> . I must not <u>spoil</u> the <u>toilet</u> . I must not <u>spoil</u> the <u>toilet</u> with the <u>coin</u> .				
	READ	I have a <u>coin</u> . I will hide my <u>coin</u> . Who will find my <u>coin</u> ? Will you find my <u>coin</u> ? I have <u>oil</u> . I put my <u>coin</u> in the <u>oil</u> . Will I <u>spoil</u> my <u>coin</u> ? Will the <u>oil</u> <u>spoil</u> my <u>coin</u> ? Who will find my <u>coin</u> in the <u>oil</u> ? Will you find my <u>coin</u> in the <u>oil</u> ?				






TUESDAY

	WRITE	Copy the  and  words from Monday into your exercise books.				
---	-------	--	--	--	--	--



WEDNESDAY

	LOOK & SAY	calm	read	there	dirty	secrets
	SOUND OUT	oil	spoil	toilet	join	
		joined	coin	moist	noisy	
	★	Who will hide the <u>coin</u> ? Who will hide the <u>coin</u> in the <u>oil</u> ? Will you hide the <u>coin</u> in the <u>oil</u> ?				
	READ	I <u>joined</u> the team. I <u>joined</u> the soccer team. I am happy. I am happy that I <u>joined</u> the soccer team. It is <u>noisy</u> on the soccer team. My friend <u>joined</u> the team. My friend <u>joined</u> the soccer team. We are happy. We are happy that we <u>joined</u> the soccer team. Will you <u>join</u> the soccer team?				





THURSDAY

	LOOK & SAY	calm	read	there	dirty	secrets
 	READ			<p>Mandu was calm. She would write her secrets. She would write her secrets to be calm. She did not want her brother to read her secrets. It is not nice to read secrets. Mandu spoke to her brother. He did not read her secrets. He did not take her book to read her secrets. It is not nice to take a book to read secrets.</p>		
				write		




FRIDAY

	LOOK & SAY	calm	read	there	dirty	secrets
	READ & ANSWER	<ol style="list-style-type: none"> 1. Who was calm? ___ was calm. 2. What did Mandu write? Mandu wrote her ___. 3. Why did Mandu write her secrets? She wrote her secrets to be ___. 4. Who did Mandu speak to? Mandu spoke to ___. 5. Did Mandu's brother read her secrets? ___, Mandu's brother ___ read her secrets. 				





MONDAY

	LOOK & SAY	calm	read	there	dirty	secrets
	SOUND OUT	oil	spoil	toilet	join	
		joined	coin	moist	noisy	
	★	I must not <u>spoil</u> . I must not <u>spoil</u> the <u>toilet</u> . I must not <u>spoil</u> the <u>toilet</u> with the <u>coin</u> .				
	READ	I have a <u>coin</u> . I will hide my <u>coin</u> . Who will find my <u>coin</u> ? Will you find my <u>coin</u> ? I have <u>oil</u> . I put my <u>coin</u> in the <u>oil</u> . Will I <u>spoil</u> my <u>coin</u> ? Will the <u>oil</u> <u>spoil</u> my <u>coin</u> ? Who will find my <u>coin</u> in the <u>oil</u> ? Will you find my <u>coin</u> in the <u>oil</u> ?				






TUESDAY

	WRITE	Copy the  and  words from Monday into your exercise books.				
---	-------	--	--	--	--	--



WEDNESDAY

	LOOK & SAY	calm	read	there	dirty	secrets
	SOUND OUT	oil	spoil	toilet	join	
		joined	coin	moist	noisy	
	★	Who will hide the <u>coin</u> ? Who will hide the <u>coin</u> in the <u>oil</u> ? Will you hide the <u>coin</u> in the <u>oil</u> ?				
	READ	I <u>joined</u> the team. I <u>joined</u> the soccer team. I am happy. I am happy that I <u>joined</u> the soccer team. It is <u>noisy</u> on the soccer team. My friend <u>joined</u> the team. My friend <u>joined</u> the soccer team. We are happy. We are happy that we <u>joined</u> the soccer team. Will you <u>join</u> the soccer team?				





THURSDAY

	LOOK & SAY	calm	read	there	dirty	secrets
 	READ			<p>Mandu was calm. She would write her secrets. She would write her secrets to be calm. She did not want her brother to read her secrets. It is not nice to read secrets. Mandu spoke to her brother. He did not read her secrets. He did not take her book to read her secrets. It is not nice to take a book to read secrets.</p>		
				write		




FRIDAY

	LOOK & SAY	calm	read	there	dirty	secrets
	READ & ANSWER	<ol style="list-style-type: none"> 1. Who was calm? ___ was calm. 2. What did Mandu write? Mandu wrote her ___. 3. Why did Mandu write her secrets? She wrote her secrets to be ___. 4. Who did Mandu speak to? Mandu spoke to ___. 5. Did Mandu's brother read her secrets? ___, Mandu's brother ___ read her secrets. 				





MONDAY

	LOOK & SAY	calm	read	there	dirty	secrets
	SOUND OUT	oil	spoil	toilet	join	
		joined	coin	moist	noisy	
	★	I must not <u>spoil</u> . I must not <u>spoil</u> the <u>toilet</u> . I must not <u>spoil</u> the <u>toilet</u> with the <u>coin</u> .				
	READ	I have a <u>coin</u> . I will hide my <u>coin</u> . Who will find my <u>coin</u> ? Will you find my <u>coin</u> ? I have <u>oil</u> . I put my <u>coin</u> in the <u>oil</u> . Will I <u>spoil</u> my <u>coin</u> ? Will the <u>oil</u> <u>spoil</u> my <u>coin</u> ? Who will find my <u>coin</u> in the <u>oil</u> ? Will you find my <u>coin</u> in the <u>oil</u> ?				






TUESDAY

	WRITE	Copy the  and  words from Monday into your exercise books.				
---	-------	--	--	--	--	--



WEDNESDAY

	LOOK & SAY	calm	read	there	dirty	secrets
	SOUND OUT	oil	spoil	toilet	join	
		joined	coin	moist	noisy	
	★	Who will hide the <u>coin</u> ? Who will hide the <u>coin</u> in the <u>oil</u> ? Will you hide the <u>coin</u> in the <u>oil</u> ?				
	READ	I <u>joined</u> the team. I <u>joined</u> the soccer team. I am happy. I am happy that I <u>joined</u> the soccer team. It is <u>noisy</u> on the soccer team. My friend <u>joined</u> the team. My friend <u>joined</u> the soccer team. We are happy. We are happy that we <u>joined</u> the soccer team. Will you <u>join</u> the soccer team?				





THURSDAY

	LOOK & SAY	calm	read	there	dirty	secrets
 	READ			<p>Mandu was calm. She would write her secrets. She would write her secrets to be calm. She did not want her brother to read her secrets. It is not nice to read secrets. Mandu spoke to her brother. He did not read her secrets. He did not take her book to read her secrets. It is not nice to take a book to read secrets.</p>		
				write		




FRIDAY

	LOOK & SAY	calm	read	there	dirty	secrets
	READ & ANSWER	<ol style="list-style-type: none"> 1. Who was calm? ___ was calm. 2. What did Mandu write? Mandu wrote her ___. 3. Why did Mandu write her secrets? She wrote her secrets to be ___. 4. Who did Mandu speak to? Mandu spoke to ___. 5. Did Mandu's brother read her secrets? ___, Mandu's brother ___ read her secrets. 				





MONDAY

	LOOK & SAY	calm	read	there	dirty	secrets
	SOUND OUT	oil	spoil	toilet	join	
		joined	coin	moist	noisy	
	★	I must not <u>spoil</u> . I must not <u>spoil</u> the <u>toilet</u> . I must not <u>spoil</u> the <u>toilet</u> with the <u>coin</u> .				
	READ	I have a <u>coin</u> . I will hide my <u>coin</u> . Who will find my <u>coin</u> ? Will you find my <u>coin</u> ? I have <u>oil</u> . I put my <u>coin</u> in the <u>oil</u> . Will I <u>spoil</u> my <u>coin</u> ? Will the <u>oil</u> <u>spoil</u> my <u>coin</u> ? Who will find my <u>coin</u> in the <u>oil</u> ? Will you find my <u>coin</u> in the <u>oil</u> ?				






TUESDAY

	WRITE	Copy the  and  words from Monday into your exercise books.				
---	-------	--	--	--	--	--



WEDNESDAY

	LOOK & SAY	calm	read	there	dirty	secrets
	SOUND OUT	oil	spoil	toilet	join	
		joined	coin	moist	noisy	
	★	Who will hide the <u>coin</u> ? Who will hide the <u>coin</u> in the <u>oil</u> ? Will you hide the <u>coin</u> in the <u>oil</u> ?				
	READ	I <u>joined</u> the team. I <u>joined</u> the soccer team. I am happy. I am happy that I <u>joined</u> the soccer team. It is <u>noisy</u> on the soccer team. My friend <u>joined</u> the team. My friend <u>joined</u> the soccer team. We are happy. We are happy that we <u>joined</u> the soccer team. Will you <u>join</u> the soccer team?				





THURSDAY

	LOOK & SAY	calm	read	there	dirty	secrets
 	READ			<p>Mandu was calm. She would write her secrets. She would write her secrets to be calm. She did not want her brother to read her secrets. It is not nice to read secrets. Mandu spoke to her brother. He did not read her secrets. He did not take her book to read her secrets. It is not nice to take a book to read secrets.</p>		
				write		




FRIDAY

	LOOK & SAY	calm	read	there	dirty	secrets
	READ & ANSWER	<ol style="list-style-type: none"> Who was calm? ___ was calm. What did Mandu write? Mandu wrote her ___. Why did Mandu write her secrets? She wrote her secrets to be ___. Who did Mandu speak to? Mandu spoke to ___. Did Mandu's brother read her secrets? ___, Mandu's brother ___ read her secrets. 				





MONDAY

	LOOK & SAY	calm	read	there	dirty	secrets
	SOUND OUT	oil	spoil	toilet	join	
		joined	coin	moist	noisy	
	★	I must not <u>spoil</u> . I must not <u>spoil</u> the <u>toilet</u> . I must not <u>spoil</u> the <u>toilet</u> with the <u>coin</u> .				
	READ	I have a <u>coin</u> . I will hide my <u>coin</u> . Who will find my <u>coin</u> ? Will you find my <u>coin</u> ? I have <u>oil</u> . I put my <u>coin</u> in the <u>oil</u> . Will I <u>spoil</u> my <u>coin</u> ? Will the <u>oil</u> <u>spoil</u> my <u>coin</u> ? Who will find my <u>coin</u> in the <u>oil</u> ? Will you find my <u>coin</u> in the <u>oil</u> ?				






TUESDAY

	WRITE	Copy the  and  words from Monday into your exercise books.				
---	-------	--	--	--	--	--



WEDNESDAY

	LOOK & SAY	calm	read	there	dirty	secrets
	SOUND OUT	oil	spoil	toilet	join	
		joined	coin	moist	noisy	
	★	Who will hide the <u>coin</u> ? Who will hide the <u>coin</u> in the <u>oil</u> ? Will you hide the <u>coin</u> in the <u>oil</u> ?				
	READ	I <u>joined</u> the team. I <u>joined</u> the soccer team. I am happy. I am happy that I <u>joined</u> the soccer team. It is <u>noisy</u> on the soccer team. My friend <u>joined</u> the team. My friend <u>joined</u> the soccer team. We are happy. We are happy that we <u>joined</u> the soccer team. Will you <u>join</u> the soccer team?				





THURSDAY

	LOOK & SAY	calm	read	there	dirty	secrets
 	READ			<p>Mandu was calm. She would write her secrets. She would write her secrets to be calm. She did not want her brother to read her secrets. It is not nice to read secrets. Mandu spoke to her brother. He did not read her secrets. He did not take her book to read her secrets. It is not nice to take a book to read secrets.</p>		
				write		




FRIDAY

	LOOK & SAY	calm	read	there	dirty	secrets
	READ & ANSWER	<ol style="list-style-type: none"> 1. Who was calm? ___ was calm. 2. What did Mandu write? Mandu wrote her ___. 3. Why did Mandu write her secrets? She wrote her secrets to be ___. 4. Who did Mandu speak to? Mandu spoke to ___. 5. Did Mandu's brother read her secrets? ___, Mandu's brother ___ read her secrets. 				





MONDAY

	LOOK & SAY	calm	read	there	dirty	secrets
	SOUND OUT	oil	spoil	toilet	join	
		joined	coin	moist	noisy	
	★	I must not <u>spoil</u> . I must not <u>spoil</u> the <u>toilet</u> . I must not <u>spoil</u> the <u>toilet</u> with the <u>coin</u> .				
	READ	I have a <u>coin</u> . I will hide my <u>coin</u> . Who will find my <u>coin</u> ? Will you find my <u>coin</u> ? I have <u>oil</u> . I put my <u>coin</u> in the <u>oil</u> . Will I <u>spoil</u> my <u>coin</u> ? Will the <u>oil</u> <u>spoil</u> my <u>coin</u> ? Who will find my <u>coin</u> in the <u>oil</u> ? Will you find my <u>coin</u> in the <u>oil</u> ?				






TUESDAY

	WRITE	Copy the  and  words from Monday into your exercise books.				
---	-------	--	--	--	--	--



WEDNESDAY

	LOOK & SAY	calm	read	there	dirty	secrets
	SOUND OUT	oil	spoil	toilet	join	
		joined	coin	moist	noisy	
	★	Who will hide the <u>coin</u> ? Who will hide the <u>coin</u> in the <u>oil</u> ? Will you hide the <u>coin</u> in the <u>oil</u> ?				
	READ	I <u>joined</u> the team. I <u>joined</u> the soccer team. I am happy. I am happy that I <u>joined</u> the soccer team. It is <u>noisy</u> on the soccer team. My friend <u>joined</u> the team. My friend <u>joined</u> the soccer team. We are happy. We are happy that we <u>joined</u> the soccer team. Will you <u>join</u> the soccer team?				





THURSDAY

	LOOK & SAY	calm	read	there	dirty	secrets
 	READ			<p>Mandu was calm. She would write her secrets. She would write her secrets to be calm. She did not want her brother to read her secrets. It is not nice to read secrets. Mandu spoke to her brother. He did not read her secrets. He did not take her book to read her secrets. It is not nice to take a book to read secrets.</p>		
				write		




FRIDAY

	LOOK & SAY	calm	read	there	dirty	secrets
	READ & ANSWER	<ol style="list-style-type: none"> 1. Who was calm? ___ was calm. 2. What did Mandu write? Mandu wrote her ___. 3. Why did Mandu write her secrets? She wrote her secrets to be ___. 4. Who did Mandu speak to? Mandu spoke to ___. 5. Did Mandu's brother read her secrets? ___, Mandu's brother ___ read her secrets. 				





MONDAY

	LOOK & SAY	calm	read	there	dirty	secrets
	SOUND OUT	oil	spoil	toilet	join	
		joined	coin	moist	noisy	
	★	I must not <u>spoil</u> . I must not <u>spoil</u> the <u>toilet</u> . I must not <u>spoil</u> the <u>toilet</u> with the <u>coin</u> .				
	READ	I have a <u>coin</u> . I will hide my <u>coin</u> . Who will find my <u>coin</u> ? Will you find my <u>coin</u> ? I have <u>oil</u> . I put my <u>coin</u> in the <u>oil</u> . Will I <u>spoil</u> my <u>coin</u> ? Will the <u>oil</u> <u>spoil</u> my <u>coin</u> ? Who will find my <u>coin</u> in the <u>oil</u> ? Will you find my <u>coin</u> in the <u>oil</u> ?				






TUESDAY

	WRITE	Copy the  and  words from Monday into your exercise books.				
---	-------	--	--	--	--	--



WEDNESDAY

	LOOK & SAY	calm	read	there	dirty	secrets
	SOUND OUT	oil	spoil	toilet	join	
		joined	coin	moist	noisy	
	★	Who will hide the <u>coin</u> ? Who will hide the <u>coin</u> in the <u>oil</u> ? Will you hide the <u>coin</u> in the <u>oil</u> ?				
	READ	I <u>joined</u> the team. I <u>joined</u> the soccer team. I am happy. I am happy that I <u>joined</u> the soccer team. It is <u>noisy</u> on the soccer team. My friend <u>joined</u> the team. My friend <u>joined</u> the soccer team. We are happy. We are happy that we <u>joined</u> the soccer team. Will you <u>join</u> the soccer team?				





THURSDAY

	LOOK & SAY	calm	read	there	dirty	secrets
 	READ			<p>Mandu was calm. She would write her secrets. She would write her secrets to be calm. She did not want her brother to read her secrets. It is not nice to read secrets. Mandu spoke to her brother. He did not read her secrets. He did not take her book to read her secrets. It is not nice to take a book to read secrets.</p>		
				write		




FRIDAY

	LOOK & SAY	calm	read	there	dirty	secrets
	READ & ANSWER	<ol style="list-style-type: none"> 1. Who was calm? ___ was calm. 2. What did Mandu write? Mandu wrote her ___. 3. Why did Mandu write her secrets? She wrote her secrets to be ___. 4. Who did Mandu speak to? Mandu spoke to ___. 5. Did Mandu's brother read her secrets? ___, Mandu's brother ___ read her secrets. 				





MONDAY

	LOOK & SAY	calm	read	there	dirty	secrets
	SOUND OUT	oil	spoil	toilet	join	
		joined	coin	moist	noisy	
	★	I must not <u>spoil</u> . I must not <u>spoil</u> the <u>toilet</u> . I must not <u>spoil</u> the <u>toilet</u> with the <u>coin</u> .				
	READ	I have a <u>coin</u> . I will hide my <u>coin</u> . Who will find my <u>coin</u> ? Will you find my <u>coin</u> ? I have <u>oil</u> . I put my <u>coin</u> in the <u>oil</u> . Will I <u>spoil</u> my <u>coin</u> ? Will the <u>oil</u> <u>spoil</u> my <u>coin</u> ? Who will find my <u>coin</u> in the <u>oil</u> ? Will you find my <u>coin</u> in the <u>oil</u> ?				






TUESDAY

	WRITE	Copy the  and  words from Monday into your exercise books.				
---	-------	--	--	--	--	--



WEDNESDAY

	LOOK & SAY	calm	read	there	dirty	secrets
	SOUND OUT	oil	spoil	toilet	join	
		joined	coin	moist	noisy	
	★	Who will hide the <u>coin</u> ? Who will hide the <u>coin</u> in the <u>oil</u> ? Will you hide the <u>coin</u> in the <u>oil</u> ?				
	READ	I <u>joined</u> the team. I <u>joined</u> the soccer team. I am happy. I am happy that I <u>joined</u> the soccer team. It is <u>noisy</u> on the soccer team. My friend <u>joined</u> the team. My friend <u>joined</u> the soccer team. We are happy. We are happy that we <u>joined</u> the soccer team. Will you <u>join</u> the soccer team?				





THURSDAY

	LOOK & SAY	calm	read	there	dirty	secrets
 	READ			<p>Mandu was calm. She would write her secrets. She would write her secrets to be calm. She did not want her brother to read her secrets. It is not nice to read secrets. Mandu spoke to her brother. He did not read her secrets. He did not take her book to read her secrets. It is not nice to take a book to read secrets.</p>		
				write		



FRIDAY

	LOOK & SAY	calm	read	there	dirty	secrets
	READ & ANSWER	<ol style="list-style-type: none"> 1. Who was calm? ___ was calm. 2. What did Mandu write? Mandu wrote her ___. 3. Why did Mandu write her secrets? She wrote her secrets to be ___. 4. Who did Mandu speak to? Mandu spoke to ___. 5. Did Mandu's brother read her secrets? ___, Mandu's brother ___ read her secrets. 				





MONDAY

	LOOK & SAY	calm	read	there	dirty	secrets
	SOUND OUT	oil	spoil	toilet	join	
		joined	coin	moist	noisy	
	★	I must not <u>spoil</u> . I must not <u>spoil</u> the <u>toilet</u> . I must not <u>spoil</u> the <u>toilet</u> with the <u>coin</u> .				
	READ	I have a <u>coin</u> . I will hide my <u>coin</u> . Who will find my <u>coin</u> ? Will you find my <u>coin</u> ? I have <u>oil</u> . I put my <u>coin</u> in the <u>oil</u> . Will I <u>spoil</u> my <u>coin</u> ? Will the <u>oil</u> <u>spoil</u> my <u>coin</u> ? Who will find my <u>coin</u> in the <u>oil</u> ? Will you find my <u>coin</u> in the <u>oil</u> ?				






TUESDAY

	WRITE	Copy the  and  words from Monday into your exercise books.				
---	-------	--	--	--	--	--



WEDNESDAY

	LOOK & SAY	calm	read	there	dirty	secrets
	SOUND OUT	oil	spoil	toilet	join	
		joined	coin	moist	noisy	
	★	Who will hide the <u>coin</u> ? Who will hide the <u>coin</u> in the <u>oil</u> ? Will you hide the <u>coin</u> in the <u>oil</u> ?				
	READ	I <u>joined</u> the team. I <u>joined</u> the soccer team. I am happy. I am happy that I <u>joined</u> the soccer team. It is <u>noisy</u> on the soccer team. My friend <u>joined</u> the team. My friend <u>joined</u> the soccer team. We are happy. We are happy that we <u>joined</u> the soccer team. Will you <u>join</u> the soccer team?				





THURSDAY

	LOOK & SAY	calm	read	there	dirty	secrets
 	READ			<p>Mandu was calm. She would write her secrets. She would write her secrets to be calm. She did not want her brother to read her secrets. It is not nice to read secrets. Mandu spoke to her brother. He did not read her secrets. He did not take her book to read her secrets. It is not nice to take a book to read secrets.</p>		
				write		




FRIDAY

	LOOK & SAY	calm	read	there	dirty	secrets
	READ & ANSWER	<ol style="list-style-type: none"> Who was calm? ___ was calm. What did Mandu write? Mandu wrote her ___. Why did Mandu write her secrets? She wrote her secrets to be ___. Who did Mandu speak to? Mandu spoke to ___. Did Mandu's brother read her secrets? ___, Mandu's brother ___ read her secrets. 				





MONDAY

	LOOK & SAY	calm	read	there	dirty	secrets
	SOUND OUT	oil	spoil	toilet	join	
		joined	coin	moist	noisy	
	★	I must not <u>spoil</u> . I must not <u>spoil</u> the <u>toilet</u> . I must not <u>spoil</u> the <u>toilet</u> with the <u>coin</u> .				
	READ	I have a <u>coin</u> . I will hide my <u>coin</u> . Who will find my <u>coin</u> ? Will you find my <u>coin</u> ? I have <u>oil</u> . I put my <u>coin</u> in the <u>oil</u> . Will I <u>spoil</u> my <u>coin</u> ? Will the <u>oil</u> <u>spoil</u> my <u>coin</u> ? Who will find my <u>coin</u> in the <u>oil</u> ? Will you find my <u>coin</u> in the <u>oil</u> ?				






TUESDAY

	WRITE	Copy the  and  words from Monday into your exercise books.				
---	-------	--	--	--	--	--



WEDNESDAY

	LOOK & SAY	calm	read	there	dirty	secrets
	SOUND OUT	oil	spoil	toilet	join	
		joined	coin	moist	noisy	
	★	Who will hide the <u>coin</u> ? Who will hide the <u>coin</u> in the <u>oil</u> ? Will you hide the <u>coin</u> in the <u>oil</u> ?				
	READ	I <u>joined</u> the team. I <u>joined</u> the soccer team. I am happy. I am happy that I <u>joined</u> the soccer team. It is <u>noisy</u> on the soccer team. My friend <u>joined</u> the team. My friend <u>joined</u> the soccer team. We are happy. We are happy that we <u>joined</u> the soccer team. Will you <u>join</u> the soccer team?				





THURSDAY

	LOOK & SAY	calm	read	there	dirty	secrets
 	READ			<p>Mandu was calm. She would write her secrets. She would write her secrets to be calm. She did not want her brother to read her secrets. It is not nice to read secrets. Mandu spoke to her brother. He did not read her secrets. He did not take her book to read her secrets. It is not nice to take a book to read secrets.</p>		
		 write				




FRIDAY

	LOOK & SAY	calm	read	there	dirty	secrets
	READ & ANSWER	<ol style="list-style-type: none"> 1. Who was calm? ___ was calm. 2. What did Mandu write? Mandu wrote her ___. 3. Why did Mandu write her secrets? She wrote her secrets to be ___. 4. Who did Mandu speak to? Mandu spoke to ___. 5. Did Mandu's brother read her secrets? ___, Mandu's brother ___ read her secrets. 				





MONDAY

	LOOK & SAY	calm	read	there	dirty	secrets
	SOUND OUT	oil	spoil	toilet	join	
		joined	coin	moist	noisy	
	★	I must not <u>spoil</u> . I must not <u>spoil</u> the <u>toilet</u> . I must not <u>spoil</u> the <u>toilet</u> with the <u>coin</u> .				
	READ	I have a <u>coin</u> . I will hide my <u>coin</u> . Who will find my <u>coin</u> ? Will you find my <u>coin</u> ? I have <u>oil</u> . I put my <u>coin</u> in the <u>oil</u> . Will I <u>spoil</u> my <u>coin</u> ? Will the <u>oil</u> <u>spoil</u> my <u>coin</u> ? Who will find my <u>coin</u> in the <u>oil</u> ? Will you find my <u>coin</u> in the <u>oil</u> ?				






TUESDAY

	WRITE	Copy the  and  words from Monday into your exercise books.				
---	-------	--	--	--	--	--



WEDNESDAY

	LOOK & SAY	calm	read	there	dirty	secrets
	SOUND OUT	oil	spoil	toilet	join	
		joined	coin	moist	noisy	
	★	Who will hide the <u>coin</u> ? Who will hide the <u>coin</u> in the <u>oil</u> ? Will you hide the <u>coin</u> in the <u>oil</u> ?				
	READ	I <u>joined</u> the team. I <u>joined</u> the soccer team. I am happy. I am happy that I <u>joined</u> the soccer team. It is <u>noisy</u> on the soccer team. My friend <u>joined</u> the team. My friend <u>joined</u> the soccer team. We are happy. We are happy that we <u>joined</u> the soccer team. Will you <u>join</u> the soccer team?				





THURSDAY

	LOOK & SAY	calm	read	there	dirty	secrets
 	READ			<p>Mandu was calm. She would write her secrets. She would write her secrets to be calm. She did not want her brother to read her secrets. It is not nice to read secrets. Mandu spoke to her brother. He did not read her secrets. He did not take her book to read her secrets. It is not nice to take a book to read secrets.</p>		
		 write				




FRIDAY

	LOOK & SAY	calm	read	there	dirty	secrets
	READ & ANSWER	<ol style="list-style-type: none"> 1. Who was calm? ___ was calm. 2. What did Mandu write? Mandu wrote her ___. 3. Why did Mandu write her secrets? She wrote her secrets to be ___. 4. Who did Mandu speak to? Mandu spoke to ___. 5. Did Mandu's brother read her secrets? ___, Mandu's brother ___ read her secrets. 				





MONDAY

	LOOK & SAY	calm	read	there	dirty	secrets
	SOUND OUT	oil	spoil	toilet	join	
		joined	coin	moist	noisy	
	★	I must not <u>spoil</u> . I must not <u>spoil</u> the <u>toilet</u> . I must not <u>spoil</u> the <u>toilet</u> with the <u>coin</u> .				
	READ	I have a <u>coin</u> . I will hide my <u>coin</u> . Who will find my <u>coin</u> ? Will you find my <u>coin</u> ? I have <u>oil</u> . I put my <u>coin</u> in the <u>oil</u> . Will I <u>spoil</u> my <u>coin</u> ? Will the <u>oil</u> <u>spoil</u> my <u>coin</u> ? Who will find my <u>coin</u> in the <u>oil</u> ? Will you find my <u>coin</u> in the <u>oil</u> ?				






TUESDAY

	WRITE	Copy the  and  words from Monday into your exercise books.				
---	-------	--	--	--	--	--



WEDNESDAY

	LOOK & SAY	calm	read	there	dirty	secrets
	SOUND OUT	oil	spoil	toilet	join	
		joined	coin	moist	noisy	
	★	Who will hide the <u>coin</u> ? Who will hide the <u>coin</u> in the <u>oil</u> ? Will you hide the <u>coin</u> in the <u>oil</u> ?				
	READ	I <u>joined</u> the team. I <u>joined</u> the soccer team. I am happy. I am happy that I <u>joined</u> the soccer team. It is <u>noisy</u> on the soccer team. My friend <u>joined</u> the team. My friend <u>joined</u> the soccer team. We are happy. We are happy that we <u>joined</u> the soccer team. Will you <u>join</u> the soccer team?				





THURSDAY

	LOOK & SAY	calm	read	there	dirty	secrets
 	READ			<p>Mandu was calm. She would write her secrets. She would write her secrets to be calm. She did not want her brother to read her secrets. It is not nice to read secrets. Mandu spoke to her brother. He did not read her secrets. He did not take her book to read her secrets. It is not nice to take a book to read secrets.</p>		
				write		




FRIDAY

	LOOK & SAY	calm	read	there	dirty	secrets
	READ & ANSWER	<ol style="list-style-type: none"> 1. Who was calm? ___ was calm. 2. What did Mandu write? Mandu wrote her ___. 3. Why did Mandu write her secrets? She wrote her secrets to be ___. 4. Who did Mandu speak to? Mandu spoke to ___. 5. Did Mandu's brother read her secrets? ___, Mandu's brother ___ read her secrets. 				





MONDAY

	LOOK & SAY	calm	read	there	dirty	secrets
	SOUND OUT	oil	spoil	toilet	join	
		joined	coin	moist	noisy	
	★	I must not <u>spoil</u> . I must not <u>spoil</u> the <u>toilet</u> . I must not <u>spoil</u> the <u>toilet</u> with the <u>coin</u> .				
	READ	I have a <u>coin</u> . I will hide my <u>coin</u> . Who will find my <u>coin</u> ? Will you find my <u>coin</u> ? I have <u>oil</u> . I put my <u>coin</u> in the <u>oil</u> . Will I <u>spoil</u> my <u>coin</u> ? Will the <u>oil</u> <u>spoil</u> my <u>coin</u> ? Who will find my <u>coin</u> in the <u>oil</u> ? Will you find my <u>coin</u> in the <u>oil</u> ?				






TUESDAY

	WRITE	Copy the  and  words from Monday into your exercise books.				
---	-------	--	--	--	--	--



WEDNESDAY

	LOOK & SAY	calm	read	there	dirty	secrets
	SOUND OUT	oil	spoil	toilet	join	
		joined	coin	moist	noisy	
	★	Who will hide the <u>coin</u> ? Who will hide the <u>coin</u> in the <u>oil</u> ? Will you hide the <u>coin</u> in the <u>oil</u> ?				
	READ	I <u>joined</u> the team. I <u>joined</u> the soccer team. I am happy. I am happy that I <u>joined</u> the soccer team. It is <u>noisy</u> on the soccer team. My friend <u>joined</u> the team. My friend <u>joined</u> the soccer team. We are happy. We are happy that we <u>joined</u> the soccer team. Will you <u>join</u> the soccer team?				





THURSDAY

	LOOK & SAY	calm	read	there	dirty	secrets
 	READ			<p>Mandu was calm. She would write her secrets. She would write her secrets to be calm. She did not want her brother to read her secrets. It is not nice to read secrets. Mandu spoke to her brother. He did not read her secrets. He did not take her book to read her secrets. It is not nice to take a book to read secrets.</p>		
				write		


FRIDAY

	LOOK & SAY	calm	read	there	dirty	secrets
	READ & ANSWER	<ol style="list-style-type: none"> Who was calm? ___ was calm. What did Mandu write? Mandu wrote her ___. Why did Mandu write her secrets? She wrote her secrets to be ___. Who did Mandu speak to? Mandu spoke to ___. Did Mandu's brother read her secrets? ___, Mandu's brother ___ read her secrets. 				





MONDAY

	LOOK & SAY	calm	read	there	dirty	secrets
	SOUND OUT	oil	spoil	toilet	join	
		joined	coin	moist	noisy	
	★	I must not <u>spoil</u> . I must not <u>spoil</u> the <u>toilet</u> . I must not <u>spoil</u> the <u>toilet</u> with the <u>coin</u> .				
	READ	I have a <u>coin</u> . I will hide my <u>coin</u> . Who will find my <u>coin</u> ? Will you find my <u>coin</u> ? I have <u>oil</u> . I put my <u>coin</u> in the <u>oil</u> . Will I <u>spoil</u> my <u>coin</u> ? Will the <u>oil</u> <u>spoil</u> my <u>coin</u> ? Who will find my <u>coin</u> in the <u>oil</u> ? Will you find my <u>coin</u> in the <u>oil</u> ?				






TUESDAY

	WRITE	Copy the  and  words from Monday into your exercise books.				
---	-------	--	--	--	--	--



WEDNESDAY

	LOOK & SAY	calm	read	there	dirty	secrets
	SOUND OUT	oil	spoil	toilet	join	
		joined	coin	moist	noisy	
	★	Who will hide the <u>coin</u> ? Who will hide the <u>coin</u> in the <u>oil</u> ? Will you hide the <u>coin</u> in the <u>oil</u> ?				
	READ	I <u>joined</u> the team. I <u>joined</u> the soccer team. I am happy. I am happy that I <u>joined</u> the soccer team. It is <u>noisy</u> on the soccer team. My friend <u>joined</u> the team. My friend <u>joined</u> the soccer team. We are happy. We are happy that we <u>joined</u> the soccer team. Will you <u>join</u> the soccer team?				





THURSDAY

	LOOK & SAY	calm	read	there	dirty	secrets
 	READ			<p>Mandu was calm. She would write her secrets. She would write her secrets to be calm. She did not want her brother to read her secrets. It is not nice to read secrets. Mandu spoke to her brother. He did not read her secrets. He did not take her book to read her secrets. It is not nice to take a book to read secrets.</p>		
				write		




FRIDAY

	LOOK & SAY	calm	read	there	dirty	secrets
	READ & ANSWER	<ol style="list-style-type: none"> 1. Who was calm? ___ was calm. 2. What did Mandu write? Mandu wrote her ___. 3. Why did Mandu write her secrets? She wrote her secrets to be ___. 4. Who did Mandu speak to? Mandu spoke to ___. 5. Did Mandu's brother read her secrets? ___, Mandu's brother ___ read her secrets. 				





MONDAY

	LOOK & SAY	calm	read	there	dirty	secrets
	SOUND OUT	oil	spoil	toilet	join	
		joined	coin	moist	noisy	
	★	I must not <u>spoil</u> . I must not <u>spoil</u> the <u>toilet</u> . I must not <u>spoil</u> the <u>toilet</u> with the <u>coin</u> .				
	READ	I have a <u>coin</u> . I will hide my <u>coin</u> . Who will find my <u>coin</u> ? Will you find my <u>coin</u> ? I have <u>oil</u> . I put my <u>coin</u> in the <u>oil</u> . Will I <u>spoil</u> my <u>coin</u> ? Will the <u>oil</u> <u>spoil</u> my <u>coin</u> ? Who will find my <u>coin</u> in the <u>oil</u> ? Will you find my <u>coin</u> in the <u>oil</u> ?				






TUESDAY

	WRITE	Copy the  and  words from Monday into your exercise books.				
---	-------	--	--	--	--	--



WEDNESDAY

	LOOK & SAY	calm	read	there	dirty	secrets
	SOUND OUT	oil	spoil	toilet	join	
		joined	coin	moist	noisy	
	★	Who will hide the <u>coin</u> ? Who will hide the <u>coin</u> in the <u>oil</u> ? Will you hide the <u>coin</u> in the <u>oil</u> ?				
	READ	I <u>joined</u> the team. I <u>joined</u> the soccer team. I am happy. I am happy that I <u>joined</u> the soccer team. It is <u>noisy</u> on the soccer team. My friend <u>joined</u> the team. My friend <u>joined</u> the soccer team. We are happy. We are happy that we <u>joined</u> the soccer team. Will you <u>join</u> the soccer team?				





THURSDAY

	LOOK & SAY	calm	read	there	dirty	secrets
 	READ			<p>Mandu was calm. She would write her secrets. She would write her secrets to be calm. She did not want her brother to read her secrets. It is not nice to read secrets. Mandu spoke to her brother. He did not read her secrets. He did not take her book to read her secrets. It is not nice to take a book to read secrets.</p>		
				write		




FRIDAY

	LOOK & SAY	calm	read	there	dirty	secrets
	READ & ANSWER	<ol style="list-style-type: none"> 1. Who was calm? ___ was calm. 2. What did Mandu write? Mandu wrote her ___. 3. Why did Mandu write her secrets? She wrote her secrets to be ___. 4. Who did Mandu speak to? Mandu spoke to ___. 5. Did Mandu's brother read her secrets? ___, Mandu's brother ___ read her secrets. 				





MONDAY

	LOOK & SAY	calm	read	there	dirty	secrets
	SOUND OUT	oil	spoil	toilet	join	
		joined	coin	moist	noisy	
	★	I must not <u>spoil</u> . I must not <u>spoil</u> the <u>toilet</u> . I must not <u>spoil</u> the <u>toilet</u> with the <u>coin</u> .				
	READ	I have a <u>coin</u> . I will hide my <u>coin</u> . Who will find my <u>coin</u> ? Will you find my <u>coin</u> ? I have <u>oil</u> . I put my <u>coin</u> in the <u>oil</u> . Will I <u>spoil</u> my <u>coin</u> ? Will the <u>oil</u> <u>spoil</u> my <u>coin</u> ? Who will find my <u>coin</u> in the <u>oil</u> ? Will you find my <u>coin</u> in the <u>oil</u> ?				






TUESDAY

	WRITE	Copy the  and  words from Monday into your exercise books.				
---	-------	--	--	--	--	--



WEDNESDAY

	LOOK & SAY	calm	read	there	dirty	secrets
	SOUND OUT	oil	spoil	toilet	join	
		joined	coin	moist	noisy	
	★	Who will hide the <u>coin</u> ? Who will hide the <u>coin</u> in the <u>oil</u> ? Will you hide the <u>coin</u> in the <u>oil</u> ?				
	READ	I <u>joined</u> the team. I <u>joined</u> the soccer team. I am happy. I am happy that I <u>joined</u> the soccer team. It is <u>noisy</u> on the soccer team. My friend <u>joined</u> the team. My friend <u>joined</u> the soccer team. We are happy. We are happy that we <u>joined</u> the soccer team. Will you <u>join</u> the soccer team?				





THURSDAY

	LOOK & SAY	calm	read	there	dirty	secrets
 	READ			<p>Mandu was calm. She would write her secrets. She would write her secrets to be calm. She did not want her brother to read her secrets. It is not nice to read secrets. Mandu spoke to her brother. He did not read her secrets. He did not take her book to read her secrets. It is not nice to take a book to read secrets.</p>		
				write		




FRIDAY

	LOOK & SAY	calm	read	there	dirty	secrets
	READ & ANSWER	<ol style="list-style-type: none"> 1. Who was calm? ___ was calm. 2. What did Mandu write? Mandu wrote her ___. 3. Why did Mandu write her secrets? She wrote her secrets to be ___. 4. Who did Mandu speak to? Mandu spoke to ___. 5. Did Mandu's brother read her secrets? ___, Mandu's brother ___ read her secrets. 				





MONDAY

	LOOK & SAY	calm	read	there	dirty	secrets
	SOUND OUT	oil	spoil	toilet	join	
		joined	coin	moist	noisy	
	★	I must not <u>spoil</u> . I must not <u>spoil</u> the <u>toilet</u> . I must not <u>spoil</u> the <u>toilet</u> with the <u>coin</u> .				
	READ	I have a <u>coin</u> . I will hide my <u>coin</u> . Who will find my <u>coin</u> ? Will you find my <u>coin</u> ? I have <u>oil</u> . I put my <u>coin</u> in the <u>oil</u> . Will I <u>spoil</u> my <u>coin</u> ? Will the <u>oil</u> <u>spoil</u> my <u>coin</u> ? Who will find my <u>coin</u> in the <u>oil</u> ? Will you find my <u>coin</u> in the <u>oil</u> ?				






TUESDAY

	WRITE	Copy the  and  words from Monday into your exercise books.				
---	-------	--	--	--	--	--



WEDNESDAY

	LOOK & SAY	calm	read	there	dirty	secrets
	SOUND OUT	oil	spoil	toilet	join	
		joined	coin	moist	noisy	
	★	Who will hide the <u>coin</u> ? Who will hide the <u>coin</u> in the <u>oil</u> ? Will you hide the <u>coin</u> in the <u>oil</u> ?				
	READ	I <u>joined</u> the team. I <u>joined</u> the soccer team. I am happy. I am happy that I <u>joined</u> the soccer team. It is <u>noisy</u> on the soccer team. My friend <u>joined</u> the team. My friend <u>joined</u> the soccer team. We are happy. We are happy that we <u>joined</u> the soccer team. Will you <u>join</u> the soccer team?				





THURSDAY

	LOOK & SAY	calm	read	there	dirty	secrets
 	READ			<p>Mandu was calm. She would write her secrets. She would write her secrets to be calm. She did not want her brother to read her secrets. It is not nice to read secrets. Mandu spoke to her brother. He did not read her secrets. He did not take her book to read her secrets. It is not nice to take a book to read secrets.</p>		
		 write				




FRIDAY

	LOOK & SAY	calm	read	there	dirty	secrets
	READ & ANSWER	<ol style="list-style-type: none"> 1. Who was calm? ___ was calm. 2. What did Mandu write? Mandu wrote her ___. 3. Why did Mandu write her secrets? She wrote her secrets to be ___. 4. Who did Mandu speak to? Mandu spoke to ___. 5. Did Mandu's brother read her secrets? ___, Mandu's brother ___ read her secrets. 				





MONDAY

	LOOK & SAY	hair	question	write	hide	who
	SOUND OUT	whip	when	which	wheel	
		while	white	whine	why	
	★	Does the dog <u>whine</u> ? Does the <u>white</u> dog <u>whine</u> ? <u>Why</u> does the <u>white</u> dog <u>whine</u> ?				
	READ	<u>Why</u> do you write? <u>Why</u> do you hide? <u>Why</u> do you hide when you write? <u>When</u> do you write? <u>When</u> do you write the question? <u>Which</u> question do you write? Do you write the question <u>while</u> you hide? <u>Why</u> do you write the question <u>while</u> you hide? <u>Why</u> do you write the question <u>while</u> you hide by the <u>wheel</u> ?				





TUESDAY

	WRITE	Copy the  and  words from Monday into your exercise books.				
---	-------	--	--	--	--	--



WEDNESDAY

	LOOK & SAY	hair	question	write	hide	who
	SOUND OUT	whip	when	which	wheel	
		while	white	whine	why	
	★	I <u>whip</u> the <u>wheel</u> . I <u>whip</u> the <u>wheel</u> with my hair. <u>Why</u> do you <u>whip</u> the <u>wheel</u> ? <u>Why</u> do you <u>whip</u> the <u>wheel</u> with your hair?				
	READ	Do you write? <u>Why</u> do you write? Do you write with the door open? <u>Why</u> do you write with the door open? <u>Why</u> do you write with the <u>white</u> door open? <u>When</u> you write do you <u>whine</u> ? Do you <u>whine</u> when you write? <u>Why</u> do you <u>whine</u> when you write? I do not <u>whine</u> when I write.				





THURSDAY

	LOOK & SAY	hair	question	write	hide	who	
	READ	 <p>Mandu would write in her diary. Who would read her diary? Did her brother read her diary? Who would spoil her diary and read her secrets? Mandu will hide to see who would read her diary. Mandu sees that the dog was by her diary. She will need to hide her diary better.</p>			<p>Mandu would write in her diary. Who would read her diary? Did her brother read her diary? Who would spoil her diary and read her secrets? Mandu will hide to see who would read her diary. Mandu sees that the dog was by her diary. She will need to hide her diary better.</p>		
		 <p>diary</p>					




FRIDAY

	LOOK & SAY	hair	question	write	hide	who
	READ & ANSWER	<ol style="list-style-type: none"> 1. Who would write in a diary? ___ would write in a diary. 2. Where did Mandu write? Mandu wrote in her ___. 3. Who did Mandu think read her diary? Mandu thought ___ read her diary. 4. What will Mandu do with her diary? Mandu will ___ her diary. 5. Who did she find by her diary? She found ___ by her diary. 				





MONDAY

	LOOK & SAY	hair	question	write	hide	who
	SOUND OUT	whip	when	which	wheel	
		while	white	whine	why	
	★	Does the dog <u>whine</u> ? Does the <u>white</u> dog <u>whine</u> ? <u>Why</u> does the <u>white</u> dog <u>whine</u> ?				
	READ	<u>Why</u> do you write? <u>Why</u> do you hide? <u>Why</u> do you hide when you write? <u>When</u> do you write? <u>When</u> do you write the question? <u>Which</u> question do you write? Do you write the question <u>while</u> you hide? <u>Why</u> do you write the question <u>while</u> you hide? <u>Why</u> do you write the question <u>while</u> you hide by the <u>wheel</u> ?				





TUESDAY

	WRITE	Copy the  and  words from Monday into your exercise books.				
---	-------	--	--	--	--	--



WEDNESDAY

	LOOK & SAY	hair	question	write	hide	who
	SOUND OUT	whip	when	which	wheel	
		while	white	whine	why	
	★	I <u>whip</u> the <u>wheel</u> . I <u>whip</u> the <u>wheel</u> with my hair. <u>Why</u> do you <u>whip</u> the <u>wheel</u> ? <u>Why</u> do you <u>whip</u> the <u>wheel</u> with your hair?				
	READ	Do you write? <u>Why</u> do you write? Do you write with the door open? <u>Why</u> do you write with the door open? <u>Why</u> do you write with the <u>white</u> door open? <u>When</u> you write do you <u>whine</u> ? Do you <u>whine</u> when you write? <u>Why</u> do you <u>whine</u> when you write? I do not <u>whine</u> when I write.				





THURSDAY

	LOOK & SAY	hair	question	write	hide	who	
	READ	 <p data-bbox="427 875 842 936">was by her diary. She will need to hide her diary better.</p>		<p data-bbox="890 434 1449 869">Mandu would write in her diary. Who would read her diary? Did her brother read her diary? Who would spoil her diary and read her secrets? Mandu will hide to see who would read her diary. Mandu sees that the dog</p>			 <p data-bbox="587 1016 683 1061">diary</p>




FRIDAY

	LOOK & SAY	hair	question	write	hide	who
	READ & ANSWER	<ol style="list-style-type: none"> <li data-bbox="427 1279 959 1397">1. Who would write in a diary? ___ would write in a diary. <li data-bbox="427 1404 911 1523">2. Where did Mandu write? Mandu wrote in her ___. <li data-bbox="427 1529 1129 1648">3. Who did Mandu think read her diary? Mandu thought ___ read her diary. <li data-bbox="427 1655 1098 1774">4. What will Mandu do with her diary? Mandu will ___ her diary. <li data-bbox="427 1780 1007 1899">5. Who did she find by her diary? She found ___ by her diary. 				





MONDAY

	LOOK & SAY	hair	question	write	hide	who
	SOUND OUT	whip	when	which	wheel	
		while	white	whine	why	
	★	Does the dog <u>whine</u> ? Does the <u>white</u> dog <u>whine</u> ? <u>Why</u> does the <u>white</u> dog <u>whine</u> ?				
	READ	<u>Why</u> do you write? <u>Why</u> do you hide? <u>Why</u> do you hide when you write? <u>When</u> do you write? <u>When</u> do you write the question? <u>Which</u> question do you write? Do you write the question <u>while</u> you hide? <u>Why</u> do you write the question <u>while</u> you hide? <u>Why</u> do you write the question <u>while</u> you hide by the <u>wheel</u> ?				





TUESDAY

	WRITE	Copy the  and  words from Monday into your exercise books.				
---	-------	--	--	--	--	--



WEDNESDAY

	LOOK & SAY	hair	question	write	hide	who
	SOUND OUT	whip	when	which	wheel	
		while	white	whine	why	
	★	I <u>whip</u> the <u>wheel</u> . I <u>whip</u> the <u>wheel</u> with my hair. <u>Why</u> do you <u>whip</u> the <u>wheel</u> ? <u>Why</u> do you <u>whip</u> the <u>wheel</u> with your hair?				
	READ	Do you write? <u>Why</u> do you write? Do you write with the door open? <u>Why</u> do you write with the door open? <u>Why</u> do you write with the <u>white</u> door open? <u>When</u> you write do you <u>whine</u> ? Do you <u>whine</u> when you write? <u>Why</u> do you <u>whine</u> when you write? I do not <u>whine</u> when I write.				





THURSDAY

	LOOK & SAY	hair	question	write	hide	who	
	READ	 <p data-bbox="427 875 842 936">was by her diary. She will need to hide her diary better.</p>		<p data-bbox="890 434 1449 869">Mandu would write in her diary. Who would read her diary? Did her brother read her diary? Who would spoil her diary and read her secrets? Mandu will hide to see who would read her diary. Mandu sees that the dog</p>			 <p data-bbox="587 1016 683 1070">diary</p>




FRIDAY

	LOOK & SAY	hair	question	write	hide	who
	READ & ANSWER	<ol data-bbox="427 1279 1129 1899" style="list-style-type: none"> Who would write in a diary? ___ would write in a diary. Where did Mandu write? Mandu wrote in her ___. Who did Mandu think read her diary? Mandu thought ___ read her diary. What will Mandu do with her diary? Mandu will ___ her diary. Who did she find by her diary? She found ___ by her diary. 				





MONDAY

	LOOK & SAY	hair	question	write	hide	who
	SOUND OUT	whip	when	which	wheel	
		while	white	whine	why	
	★	Does the dog <u>whine</u> ? Does the <u>white</u> dog <u>whine</u> ? <u>Why</u> does the <u>white</u> dog <u>whine</u> ?				
	READ	<u>Why</u> do you write? <u>Why</u> do you hide? <u>Why</u> do you hide when you write? <u>When</u> do you write? <u>When</u> do you write the question? <u>Which</u> question do you write? Do you write the question <u>while</u> you hide? <u>Why</u> do you write the question <u>while</u> you hide? <u>Why</u> do you write the question <u>while</u> you hide by the <u>wheel</u> ?				





TUESDAY

	WRITE	Copy the  and  words from Monday into your exercise books.				
---	-------	--	--	--	--	--



WEDNESDAY

	LOOK & SAY	hair	question	write	hide	who
	SOUND OUT	whip	when	which	wheel	
		while	white	whine	why	
	★	I <u>whip</u> the <u>wheel</u> . I <u>whip</u> the <u>wheel</u> with my hair. <u>Why</u> do you <u>whip</u> the <u>wheel</u> ? <u>Why</u> do you <u>whip</u> the <u>wheel</u> with your hair?				
	READ	Do you write? <u>Why</u> do you write? Do you write with the door open? <u>Why</u> do you write with the door open? <u>Why</u> do you write with the <u>white</u> door open? <u>When</u> you write do you <u>whine</u> ? Do you <u>whine</u> when you write? <u>Why</u> do you <u>whine</u> when you write? I do not <u>whine</u> when I write.				





THURSDAY

	LOOK & SAY	hair	question	write	hide	who
	READ	 <p>Mandu would write in her diary. Who would read her diary? Did her brother read her diary? Who would spoil her diary and read her secrets? Mandu will hide to see who would read her diary. Mandu sees that the dog was by her diary. She will need to hide her diary better.</p>				
		 <p>diary</p>				




FRIDAY

	LOOK & SAY	hair	question	write	hide	who
	READ & ANSWER	<ol style="list-style-type: none"> Who would write in a diary? ___ would write in a diary. Where did Mandu write? Mandu wrote in her ___. Who did Mandu think read her diary? Mandu thought ___ read her diary. What will Mandu do with her diary? Mandu will ___ her diary. Who did she find by her diary? She found ___ by her diary. 				





MONDAY

	LOOK & SAY	hair	question	write	hide	who
	SOUND OUT	whip	when	which	wheel	
		while	white	whine	why	
	★	Does the dog <u>whine</u> ? Does the <u>white</u> dog <u>whine</u> ? <u>Why</u> does the <u>white</u> dog <u>whine</u> ?				
	READ	<u>Why</u> do you write? <u>Why</u> do you hide? <u>Why</u> do you hide when you write? <u>When</u> do you write? <u>When</u> do you write the question? <u>Which</u> question do you write? Do you write the question <u>while</u> you hide? <u>Why</u> do you write the question <u>while</u> you hide? <u>Why</u> do you write the question <u>while</u> you hide by the <u>wheel</u> ?				





TUESDAY

	WRITE	Copy the  and  words from Monday into your exercise books.				
---	-------	--	--	--	--	--



WEDNESDAY

	LOOK & SAY	hair	question	write	hide	who
	SOUND OUT	whip	when	which	wheel	
		while	white	whine	why	
	★	I <u>whip</u> the <u>wheel</u> . I <u>whip</u> the <u>wheel</u> with my hair. <u>Why</u> do you <u>whip</u> the <u>wheel</u> ? <u>Why</u> do you <u>whip</u> the <u>wheel</u> with your hair?				
	READ	Do you write? <u>Why</u> do you write? Do you write with the door open? <u>Why</u> do you write with the door open? <u>Why</u> do you write with the <u>white</u> door open? <u>When</u> you write do you <u>whine</u> ? Do you <u>whine</u> when you write? <u>Why</u> do you <u>whine</u> when you write? I do not <u>whine</u> when I write.				





THURSDAY

	LOOK & SAY	hair	question	write	hide	who
	READ	 <p>Mandu would write in her diary. Who would read her diary? Did her brother read her diary? Who would spoil her diary and read her secrets? Mandu will hide to see who would read her diary. Mandu sees that the dog was by her diary. She will need to hide her diary better.</p>				
		 <p>diary</p>				




FRIDAY

	LOOK & SAY	hair	question	write	hide	who
	READ & ANSWER	<ol style="list-style-type: none"> 1. Who would write in a diary? ___ would write in a diary. 2. Where did Mandu write? Mandu wrote in her ___. 3. Who did Mandu think read her diary? Mandu thought ___ read her diary. 4. What will Mandu do with her diary? Mandu will ___ her diary. 5. Who did she find by her diary? She found ___ by her diary. 				





MONDAY

	LOOK & SAY	hair	question	write	hide	who
	SOUND OUT	whip	when	which	wheel	
		while	white	whine	why	
	★	Does the dog <u>whine</u> ? Does the <u>white</u> dog <u>whine</u> ? <u>Why</u> does the <u>white</u> dog <u>whine</u> ?				
	READ	<u>Why</u> do you write? <u>Why</u> do you hide? <u>Why</u> do you hide when you write? <u>When</u> do you write? <u>When</u> do you write the question? <u>Which</u> question do you write? Do you write the question <u>while</u> you hide? <u>Why</u> do you write the question <u>while</u> you hide? <u>Why</u> do you write the question <u>while</u> you hide by the <u>wheel</u> ?				





TUESDAY

	WRITE	Copy the  and  words from Monday into your exercise books.				
---	-------	--	--	--	--	--



WEDNESDAY

	LOOK & SAY	hair	question	write	hide	who
	SOUND OUT	whip	when	which	wheel	
		while	white	whine	why	
	★	I <u>whip</u> the <u>wheel</u> . I <u>whip</u> the <u>wheel</u> with my hair. <u>Why</u> do you <u>whip</u> the <u>wheel</u> ? <u>Why</u> do you <u>whip</u> the <u>wheel</u> with your hair?				
	READ	Do you write? <u>Why</u> do you write? Do you write with the door open? <u>Why</u> do you write with the door open? <u>Why</u> do you write with the <u>white</u> door open? <u>When</u> you write do you <u>whine</u> ? Do you <u>whine</u> when you write? <u>Why</u> do you <u>whine</u> when you write? I do not <u>whine</u> when I write.				





THURSDAY

	LOOK & SAY	hair	question	write	hide	who	
	READ	 <p data-bbox="427 875 842 936">was by her diary. She will need to hide her diary better.</p>		<p data-bbox="890 434 1449 869">Mandu would write in her diary. Who would read her diary? Did her brother read her diary? Who would spoil her diary and read her secrets? Mandu will hide to see who would read her diary. Mandu sees that the dog</p>			 <p data-bbox="587 1016 683 1070">diary</p>




FRIDAY

	LOOK & SAY	hair	question	write	hide	who
	READ & ANSWER	<ol data-bbox="427 1279 1129 1899" style="list-style-type: none"> Who would write in a diary? ___ would write in a diary. Where did Mandu write? Mandu wrote in her ___. Who did Mandu think read her diary? Mandu thought ___ read her diary. What will Mandu do with her diary? Mandu will ___ her diary. Who did she find by her diary? She found ___ by her diary. 				





MONDAY

	LOOK & SAY	hair	question	write	hide	who
	SOUND OUT	whip	when	which	wheel	
		while	white	whine	why	
	★	Does the dog <u>whine</u> ? Does the <u>white</u> dog <u>whine</u> ? <u>Why</u> does the <u>white</u> dog <u>whine</u> ?				
	READ	<u>Why</u> do you write? <u>Why</u> do you hide? <u>Why</u> do you hide when you write? <u>When</u> do you write? <u>When</u> do you write the question? <u>Which</u> question do you write? Do you write the question <u>while</u> you hide? <u>Why</u> do you write the question <u>while</u> you hide? <u>Why</u> do you write the question <u>while</u> you hide by the <u>wheel</u> ?				





TUESDAY

	WRITE	Copy the  and  words from Monday into your exercise books.				
---	-------	--	--	--	--	--



WEDNESDAY

	LOOK & SAY	hair	question	write	hide	who
	SOUND OUT	whip	when	which	wheel	
		while	white	whine	why	
	★	I <u>whip</u> the <u>wheel</u> . I <u>whip</u> the <u>wheel</u> with my hair. <u>Why</u> do you <u>whip</u> the <u>wheel</u> ? <u>Why</u> do you <u>whip</u> the <u>wheel</u> with your hair?				
	READ	Do you write? <u>Why</u> do you write? Do you write with the door open? <u>Why</u> do you write with the door open? <u>Why</u> do you write with the <u>white</u> door open? <u>When</u> you write do you <u>whine</u> ? Do you <u>whine</u> when you write? <u>Why</u> do you <u>whine</u> when you write? I do not <u>whine</u> when I write.				





THURSDAY

	LOOK & SAY	hair	question	write	hide	who	
	READ	 <p data-bbox="427 875 842 936">was by her diary. She will need to hide her diary better.</p>		<p data-bbox="890 434 1449 869">Mandu would write in her diary. Who would read her diary? Did her brother read her diary? Who would spoil her diary and read her secrets? Mandu will hide to see who would read her diary. Mandu sees that the dog</p>			 <p data-bbox="587 1016 683 1070">diary</p>




FRIDAY

	LOOK & SAY	hair	question	write	hide	who
	READ & ANSWER	<ol data-bbox="427 1279 1129 1899" style="list-style-type: none"> Who would write in a diary? ___ would write in a diary. Where did Mandu write? Mandu wrote in her ___. Who did Mandu think read her diary? Mandu thought ___ read her diary. What will Mandu do with her diary? Mandu will ___ her diary. Who did she find by her diary? She found ___ by her diary. 				





MONDAY

	LOOK & SAY	hair	question	write	hide	who
	SOUND OUT	whip	when	which	wheel	
		while	white	whine	why	
	★	Does the dog <u>whine</u> ? Does the <u>white</u> dog <u>whine</u> ? <u>Why</u> does the <u>white</u> dog <u>whine</u> ?				
	READ	<u>Why</u> do you write? <u>Why</u> do you hide? <u>Why</u> do you hide when you write? <u>When</u> do you write? <u>When</u> do you write the question? <u>Which</u> question do you write? Do you write the question <u>while</u> you hide? <u>Why</u> do you write the question <u>while</u> you hide? <u>Why</u> do you write the question <u>while</u> you hide by the <u>wheel</u> ?				





TUESDAY

	WRITE	Copy the  and  words from Monday into your exercise books.				
---	-------	--	--	--	--	--



WEDNESDAY

	LOOK & SAY	hair	question	write	hide	who
	SOUND OUT	whip	when	which	wheel	
		while	white	whine	why	
	★	I <u>whip</u> the <u>wheel</u> . I <u>whip</u> the <u>wheel</u> with my hair. <u>Why</u> do you <u>whip</u> the <u>wheel</u> ? <u>Why</u> do you <u>whip</u> the <u>wheel</u> with your hair?				
	READ	Do you write? <u>Why</u> do you write? Do you write with the door open? <u>Why</u> do you write with the door open? <u>Why</u> do you write with the <u>white</u> door open? <u>When</u> you write do you <u>whine</u> ? Do you <u>whine</u> when you write? <u>Why</u> do you <u>whine</u> when you write? I do not <u>whine</u> when I write.				





THURSDAY

	LOOK & SAY	hair	question	write	hide	who	
	READ	 <p data-bbox="427 875 842 936">was by her diary. She will need to hide her diary better.</p>		<p data-bbox="890 434 1449 869">Mandu would write in her diary. Who would read her diary? Did her brother read her diary? Who would spoil her diary and read her secrets? Mandu will hide to see who would read her diary. Mandu sees that the dog</p>			 <p data-bbox="587 1016 683 1061">diary</p>




FRIDAY

	LOOK & SAY	hair	question	write	hide	who
	READ & ANSWER	<ol style="list-style-type: none"> <li data-bbox="427 1279 959 1397">1. Who would write in a diary? ___ would write in a diary. <li data-bbox="427 1404 911 1520">2. Where did Mandu write? Mandu wrote in her ___. <li data-bbox="427 1527 1129 1646">3. Who did Mandu think read her diary? Mandu thought ___ read her diary. <li data-bbox="427 1653 1098 1771">4. What will Mandu do with her diary? Mandu will ___ her diary. <li data-bbox="427 1778 1007 1897">5. Who did she find by her diary? She found ___ by her diary. 				





MONDAY

	LOOK & SAY	hair	question	write	hide	who
	SOUND OUT	whip	when	which	wheel	
		while	white	whine	why	
	★	Does the dog <u>whine</u> ? Does the <u>white</u> dog <u>whine</u> ? <u>Why</u> does the <u>white</u> dog <u>whine</u> ?				
	READ	<u>Why</u> do you write? <u>Why</u> do you hide? <u>Why</u> do you hide when you write? <u>When</u> do you write? <u>When</u> do you write the question? <u>Which</u> question do you write? Do you write the question <u>while</u> you hide? <u>Why</u> do you write the question <u>while</u> you hide? <u>Why</u> do you write the question <u>while</u> you hide by the <u>wheel</u> ?				





TUESDAY

	WRITE	Copy the  and  words from Monday into your exercise books.				
---	-------	--	--	--	--	--



WEDNESDAY

	LOOK & SAY	hair	question	write	hide	who
	SOUND OUT	whip	when	which	wheel	
		while	white	whine	why	
	★	I <u>whip</u> the <u>wheel</u> . I <u>whip</u> the <u>wheel</u> with my hair. <u>Why</u> do you <u>whip</u> the <u>wheel</u> ? <u>Why</u> do you <u>whip</u> the <u>wheel</u> with your hair?				
	READ	Do you write? <u>Why</u> do you write? Do you write with the door open? <u>Why</u> do you write with the door open? <u>Why</u> do you write with the <u>white</u> door open? <u>When</u> you write do you <u>whine</u> ? Do you <u>whine</u> when you write? <u>Why</u> do you <u>whine</u> when you write? I do not <u>whine</u> when I write.				





THURSDAY

	LOOK & SAY	hair	question	write	hide	who	
	READ	 <p data-bbox="427 875 842 936">was by her diary. She will need to hide her diary better.</p>		<p data-bbox="890 434 1449 869">Mandu would write in her diary. Who would read her diary? Did her brother read her diary? Who would spoil her diary and read her secrets? Mandu will hide to see who would read her diary. Mandu sees that the dog</p>			 <p data-bbox="587 1016 683 1061">diary</p>




FRIDAY

	LOOK & SAY	hair	question	write	hide	who
	READ & ANSWER	<ol style="list-style-type: none"> <li data-bbox="427 1279 959 1397">1. Who would write in a diary? ___ would write in a diary. <li data-bbox="427 1404 911 1523">2. Where did Mandu write? Mandu wrote in her ___. <li data-bbox="427 1529 1129 1648">3. Who did Mandu think read her diary? Mandu thought ___ read her diary. <li data-bbox="427 1655 1098 1774">4. What will Mandu do with her diary? Mandu will ___ her diary. <li data-bbox="427 1780 1007 1899">5. Who did she find by her diary? She found ___ by her diary. 				





MONDAY

	LOOK & SAY	hair	question	write	hide	who
	SOUND OUT	whip	when	which	wheel	
		while	white	whine	why	
	★	Does the dog <u>whine</u> ? Does the <u>white</u> dog <u>whine</u> ? <u>Why</u> does the <u>white</u> dog <u>whine</u> ?				
	READ	<u>Why</u> do you write? <u>Why</u> do you hide? <u>Why</u> do you hide when you write? <u>When</u> do you write? <u>When</u> do you write the question? <u>Which</u> question do you write? Do you write the question <u>while</u> you hide? <u>Why</u> do you write the question <u>while</u> you hide? <u>Why</u> do you write the question <u>while</u> you hide by the <u>wheel</u> ?				





TUESDAY

	WRITE	Copy the  and  words from Monday into your exercise books.				
---	-------	--	--	--	--	--



WEDNESDAY

	LOOK & SAY	hair	question	write	hide	who
	SOUND OUT	whip	when	which	wheel	
		while	white	whine	why	
	★	I <u>whip</u> the <u>wheel</u> . I <u>whip</u> the <u>wheel</u> with my hair. <u>Why</u> do you <u>whip</u> the <u>wheel</u> ? <u>Why</u> do you <u>whip</u> the <u>wheel</u> with your hair?				
	READ	Do you write? <u>Why</u> do you write? Do you write with the door open? <u>Why</u> do you write with the door open? <u>Why</u> do you write with the <u>white</u> door open? <u>When</u> you write do you <u>whine</u> ? Do you <u>whine</u> when you write? <u>Why</u> do you <u>whine</u> when you write? I do not <u>whine</u> when I write.				





THURSDAY

	LOOK & SAY	hair	question	write	hide	who
	READ	 <p>Mandu would write in her diary. Who would read her diary? Did her brother read her diary? Who would spoil her diary and read her secrets? Mandu will hide to see who would read her diary. Mandu sees that the dog was by her diary. She will need to hide her diary better.</p>				
		 <p>diary</p>				




FRIDAY

	LOOK & SAY	hair	question	write	hide	who
	READ & ANSWER	<ol style="list-style-type: none"> 1. Who would write in a diary? ___ would write in a diary. 2. Where did Mandu write? Mandu wrote in her ___. 3. Who did Mandu think read her diary? Mandu thought ___ read her diary. 4. What will Mandu do with her diary? Mandu will ___ her diary. 5. Who did she find by her diary? She found ___ by her diary. 				





MONDAY

	LOOK & SAY	hair	question	write	hide	who
	SOUND OUT	whip	when	which	wheel	
		while	white	whine	why	
	★	Does the dog <u>whine</u> ? Does the <u>white</u> dog <u>whine</u> ? <u>Why</u> does the <u>white</u> dog <u>whine</u> ?				
	READ	<u>Why</u> do you write? <u>Why</u> do you hide? <u>Why</u> do you hide when you write? <u>When</u> do you write? <u>When</u> do you write the question? <u>Which</u> question do you write? Do you write the question <u>while</u> you hide? <u>Why</u> do you write the question <u>while</u> you hide? <u>Why</u> do you write the question <u>while</u> you hide by the <u>wheel</u> ?				





TUESDAY

	WRITE	Copy the  and  words from Monday into your exercise books.				
---	-------	--	--	--	--	--



WEDNESDAY

	LOOK & SAY	hair	question	write	hide	who
	SOUND OUT	whip	when	which	wheel	
		while	white	whine	why	
	★	I <u>whip</u> the <u>wheel</u> . I <u>whip</u> the <u>wheel</u> with my hair. <u>Why</u> do you <u>whip</u> the <u>wheel</u> ? <u>Why</u> do you <u>whip</u> the <u>wheel</u> with your hair?				
	READ	Do you write? <u>Why</u> do you write? Do you write with the door open? <u>Why</u> do you write with the door open? <u>Why</u> do you write with the <u>white</u> door open? <u>When</u> you write do you <u>whine</u> ? Do you <u>whine</u> when you write? <u>Why</u> do you <u>whine</u> when you write? I do not <u>whine</u> when I write.				





THURSDAY

	LOOK & SAY	hair	question	write	hide	who	
	READ	 <p data-bbox="427 875 842 936">was by her diary. She will need to hide her diary better.</p>		<p data-bbox="890 434 1449 869">Mandu would write in her diary. Who would read her diary? Did her brother read her diary? Who would spoil her diary and read her secrets? Mandu will hide to see who would read her diary. Mandu sees that the dog</p>			 <p data-bbox="587 1016 683 1070">diary</p>




FRIDAY

	LOOK & SAY	hair	question	write	hide	who
	READ & ANSWER	<ol data-bbox="427 1279 1129 1899" style="list-style-type: none"> Who would write in a diary? ___ would write in a diary. Where did Mandu write? Mandu wrote in her ___. Who did Mandu think read her diary? Mandu thought ___ read her diary. What will Mandu do with her diary? Mandu will ___ her diary. Who did she find by her diary? She found ___ by her diary. 				





MONDAY

	LOOK & SAY	hair	question	write	hide	who
	SOUND OUT	whip	when	which	wheel	
		while	white	whine	why	
	★	Does the dog <u>whine</u> ? Does the <u>white</u> dog <u>whine</u> ? <u>Why</u> does the <u>white</u> dog <u>whine</u> ?				
	READ	<u>Why</u> do you write? <u>Why</u> do you hide? <u>Why</u> do you hide when you write? <u>When</u> do you write? <u>When</u> do you write the question? <u>Which</u> question do you write? Do you write the question <u>while</u> you hide? <u>Why</u> do you write the question <u>while</u> you hide? <u>Why</u> do you write the question <u>while</u> you hide by the <u>wheel</u> ?				





TUESDAY

	WRITE	Copy the  and  words from Monday into your exercise books.				
---	-------	--	--	--	--	--



WEDNESDAY

	LOOK & SAY	hair	question	write	hide	who
	SOUND OUT	whip	when	which	wheel	
		while	white	whine	why	
	★	I <u>whip</u> the <u>wheel</u> . I <u>whip</u> the <u>wheel</u> with my hair. <u>Why</u> do you <u>whip</u> the <u>wheel</u> ? <u>Why</u> do you <u>whip</u> the <u>wheel</u> with your hair?				
	READ	Do you write? <u>Why</u> do you write? Do you write with the door open? <u>Why</u> do you write with the door open? <u>Why</u> do you write with the <u>white</u> door open? <u>When</u> you write do you <u>whine</u> ? Do you <u>whine</u> when you write? <u>Why</u> do you <u>whine</u> when you write? I do not <u>whine</u> when I write.				





THURSDAY

	LOOK & SAY	hair	question	write	hide	who
	READ	 <p>Mandu would write in her diary. Who would read her diary? Did her brother read her diary? Who would spoil her diary and read her secrets? Mandu will hide to see who would read her diary. Mandu sees that the dog was by her diary. She will need to hide her diary better.</p>				
		 <p>diary</p>				




FRIDAY

	LOOK & SAY	hair	question	write	hide	who
	READ & ANSWER	<ol style="list-style-type: none"> 1. Who would write in a diary? ___ would write in a diary. 2. Where did Mandu write? Mandu wrote in her ___. 3. Who did Mandu think read her diary? Mandu thought ___ read her diary. 4. What will Mandu do with her diary? Mandu will ___ her diary. 5. Who did she find by her diary? She found ___ by her diary. 				





MONDAY

	LOOK & SAY	hair	question	write	hide	who
	SOUND OUT	whip	when	which	wheel	
		while	white	whine	why	
	★	Does the dog <u>whine</u> ? Does the <u>white</u> dog <u>whine</u> ? <u>Why</u> does the <u>white</u> dog <u>whine</u> ?				
	READ	<u>Why</u> do you write? <u>Why</u> do you hide? <u>Why</u> do you hide when you write? <u>When</u> do you write? <u>When</u> do you write the question? <u>Which</u> question do you write? Do you write the question <u>while</u> you hide? <u>Why</u> do you write the question <u>while</u> you hide? <u>Why</u> do you write the question <u>while</u> you hide by the <u>wheel</u> ?				





TUESDAY

	WRITE	Copy the  and  words from Monday into your exercise books.				
---	-------	--	--	--	--	--



WEDNESDAY

	LOOK & SAY	hair	question	write	hide	who
	SOUND OUT	whip	when	which	wheel	
		while	white	whine	why	
	★	I <u>whip</u> the <u>wheel</u> . I <u>whip</u> the <u>wheel</u> with my hair. <u>Why</u> do you <u>whip</u> the <u>wheel</u> ? <u>Why</u> do you <u>whip</u> the <u>wheel</u> with your hair?				
	READ	Do you write? <u>Why</u> do you write? Do you write with the door open? <u>Why</u> do you write with the door open? <u>Why</u> do you write with the <u>white</u> door open? <u>When</u> you write do you <u>whine</u> ? Do you <u>whine</u> when you write? <u>Why</u> do you <u>whine</u> when you write? I do not <u>whine</u> when I write.				





THURSDAY

	LOOK & SAY	hair	question	write	hide	who	
	READ	 <p data-bbox="427 875 842 936">was by her diary. She will need to hide her diary better.</p>		<p data-bbox="890 434 1449 869">Mandu would write in her diary. Who would read her diary? Did her brother read her diary? Who would spoil her diary and read her secrets? Mandu will hide to see who would read her diary. Mandu sees that the dog</p>			 <p data-bbox="587 1016 683 1061">diary</p>




FRIDAY

	LOOK & SAY	hair	question	write	hide	who
	READ & ANSWER	<ol style="list-style-type: none"> <li data-bbox="427 1279 959 1397">1. Who would write in a diary? ___ would write in a diary. <li data-bbox="427 1404 911 1523">2. Where did Mandu write? Mandu wrote in her ___. <li data-bbox="427 1529 1129 1648">3. Who did Mandu think read her diary? Mandu thought ___ read her diary. <li data-bbox="427 1655 1098 1774">4. What will Mandu do with her diary? Mandu will ___ her diary. <li data-bbox="427 1780 1007 1899">5. Who did she find by her diary? She found ___ by her diary. 				





MONDAY

	LOOK & SAY	hair	question	write	hide	who
	SOUND OUT	whip	when	which	wheel	
		while	white	whine	why	
	★	Does the dog <u>whine</u> ? Does the <u>white</u> dog <u>whine</u> ? <u>Why</u> does the <u>white</u> dog <u>whine</u> ?				
	READ	<u>Why</u> do you write? <u>Why</u> do you hide? <u>Why</u> do you hide when you write? <u>When</u> do you write? <u>When</u> do you write the question? <u>Which</u> question do you write? Do you write the question <u>while</u> you hide? <u>Why</u> do you write the question <u>while</u> you hide? <u>Why</u> do you write the question <u>while</u> you hide by the <u>wheel</u> ?				





TUESDAY

	WRITE	Copy the  and  words from Monday into your exercise books.				
---	-------	--	--	--	--	--



WEDNESDAY

	LOOK & SAY	hair	question	write	hide	who
	SOUND OUT	whip	when	which	wheel	
		while	white	whine	why	
	★	I <u>whip</u> the <u>wheel</u> . I <u>whip</u> the <u>wheel</u> with my hair. <u>Why</u> do you <u>whip</u> the <u>wheel</u> ? <u>Why</u> do you <u>whip</u> the <u>wheel</u> with your hair?				
	READ	Do you write? <u>Why</u> do you write? Do you write with the door open? <u>Why</u> do you write with the door open? <u>Why</u> do you write with the <u>white</u> door open? <u>When</u> you write do you <u>whine</u> ? Do you <u>whine</u> when you write? <u>Why</u> do you <u>whine</u> when you write? I do not <u>whine</u> when I write.				





THURSDAY

	LOOK & SAY	hair	question	write	hide	who
	READ	 <p>Mandu would write in her diary. Who would read her diary? Did her brother read her diary? Who would spoil her diary and read her secrets? Mandu will hide to see who would read her diary. Mandu sees that the dog was by her diary. She will need to hide her diary better.</p>				
		 <p>diary</p>				




FRIDAY

	LOOK & SAY	hair	question	write	hide	who
	READ & ANSWER	<ol style="list-style-type: none"> Who would write in a diary? ___ would write in a diary. Where did Mandu write? Mandu wrote in her ___. Who did Mandu think read her diary? Mandu thought ___ read her diary. What will Mandu do with her diary? Mandu will ___ her diary. Who did she find by her diary? She found ___ by her diary. 				





MONDAY

	LOOK & SAY	hair	question	write	hide	who
	SOUND OUT	whip	when	which	wheel	
		while	white	whine	why	
	★	Does the dog <u>whine</u> ? Does the <u>white</u> dog <u>whine</u> ? <u>Why</u> does the <u>white</u> dog <u>whine</u> ?				
	READ	<u>Why</u> do you write? <u>Why</u> do you hide? <u>Why</u> do you hide when you write? <u>When</u> do you write? <u>When</u> do you write the question? <u>Which</u> question do you write? Do you write the question <u>while</u> you hide? <u>Why</u> do you write the question <u>while</u> you hide? <u>Why</u> do you write the question <u>while</u> you hide by the <u>wheel</u> ?				





TUESDAY

	WRITE	Copy the  and  words from Monday into your exercise books.				
---	-------	--	--	--	--	--



WEDNESDAY

	LOOK & SAY	hair	question	write	hide	who
	SOUND OUT	whip	when	which	wheel	
		while	white	whine	why	
	★	I <u>whip</u> the <u>wheel</u> . I <u>whip</u> the <u>wheel</u> with my hair. <u>Why</u> do you <u>whip</u> the <u>wheel</u> ? <u>Why</u> do you <u>whip</u> the <u>wheel</u> with your hair?				
	READ	Do you write? <u>Why</u> do you write? Do you write with the door open? <u>Why</u> do you write with the door open? <u>Why</u> do you write with the <u>white</u> door open? <u>When</u> you write do you <u>whine</u> ? Do you <u>whine</u> when you write? <u>Why</u> do you <u>whine</u> when you write? I do not <u>whine</u> when I write.				





THURSDAY

	LOOK & SAY	hair	question	write	hide	who	
	READ	 <p>Mandu would write in her diary. Who would read her diary? Did her brother read her diary? Who would spoil her diary and read her secrets? Mandu will hide to see who would read her diary. Mandu sees that the dog was by her diary. She will need to hide her diary better.</p>			<p>Mandu would write in her diary. Who would read her diary? Did her brother read her diary? Who would spoil her diary and read her secrets? Mandu will hide to see who would read her diary. Mandu sees that the dog was by her diary. She will need to hide her diary better.</p>		
		 <p>diary</p>					




FRIDAY

	LOOK & SAY	hair	question	write	hide	who
	READ & ANSWER	<ol style="list-style-type: none"> 1. Who would write in a diary? ___ would write in a diary. 2. Where did Mandu write? Mandu wrote in her ___. 3. Who did Mandu think read her diary? Mandu thought ___ read her diary. 4. What will Mandu do with her diary? Mandu will ___ her diary. 5. Who did she find by her diary? She found ___ by her diary. 				





MONDAY

	LOOK & SAY	hair	question	write	hide	who
	SOUND OUT	whip	when	which	wheel	
		while	white	whine	why	
	★	Does the dog <u>whine</u> ? Does the <u>white</u> dog <u>whine</u> ? <u>Why</u> does the <u>white</u> dog <u>whine</u> ?				
	READ	<u>Why</u> do you write? <u>Why</u> do you hide? <u>Why</u> do you hide when you write? <u>When</u> do you write? <u>When</u> do you write the question? <u>Which</u> question do you write? Do you write the question <u>while</u> you hide? <u>Why</u> do you write the question <u>while</u> you hide? <u>Why</u> do you write the question <u>while</u> you hide by the <u>wheel</u> ?				





TUESDAY

	WRITE	Copy the  and  words from Monday into your exercise books.				
---	-------	--	--	--	--	--



WEDNESDAY

	LOOK & SAY	hair	question	write	hide	who
	SOUND OUT	whip	when	which	wheel	
		while	white	whine	why	
	★	I <u>whip</u> the <u>wheel</u> . I <u>whip</u> the <u>wheel</u> with my hair. <u>Why</u> do you <u>whip</u> the <u>wheel</u> ? <u>Why</u> do you <u>whip</u> the <u>wheel</u> with your hair?				
	READ	Do you write? <u>Why</u> do you write? Do you write with the door open? <u>Why</u> do you write with the door open? <u>Why</u> do you write with the <u>white</u> door open? <u>When</u> you write do you <u>whine</u> ? Do you <u>whine</u> when you write? <u>Why</u> do you <u>whine</u> when you write? I do not <u>whine</u> when I write.				





THURSDAY

	LOOK & SAY	hair	question	write	hide	who	
	READ	 <p>Mandu would write in her diary. Who would read her diary? Did her brother read her diary? Who would spoil her diary and read her secrets? Mandu will hide to see who would read her diary. Mandu sees that the dog was by her diary. She will need to hide her diary better.</p>			<p>Mandu would write in her diary. Who would read her diary? Did her brother read her diary? Who would spoil her diary and read her secrets? Mandu will hide to see who would read her diary. Mandu sees that the dog was by her diary. She will need to hide her diary better.</p>		
		 <p>diary</p>					




FRIDAY

	LOOK & SAY	hair	question	write	hide	who
	READ & ANSWER	<ol style="list-style-type: none"> 1. Who would write in a diary? ___ would write in a diary. 2. Where did Mandu write? Mandu wrote in her ___. 3. Who did Mandu think read her diary? Mandu thought ___ read her diary. 4. What will Mandu do with her diary? Mandu will ___ her diary. 5. Who did she find by her diary? She found ___ by her diary. 				





MONDAY

	LOOK & SAY	hair	question	write	hide	who
	SOUND OUT	whip	when	which	wheel	
		while	white	whine	why	
	★	Does the dog <u>whine</u> ? Does the <u>white</u> dog <u>whine</u> ? <u>Why</u> does the <u>white</u> dog <u>whine</u> ?				
	READ	<u>Why</u> do you write? <u>Why</u> do you hide? <u>Why</u> do you hide when you write? <u>When</u> do you write? <u>When</u> do you write the question? <u>Which</u> question do you write? Do you write the question <u>while</u> you hide? <u>Why</u> do you write the question <u>while</u> you hide? <u>Why</u> do you write the question <u>while</u> you hide by the <u>wheel</u> ?				





TUESDAY

	WRITE	Copy the  and  words from Monday into your exercise books.				
---	-------	--	--	--	--	--



WEDNESDAY

	LOOK & SAY	hair	question	write	hide	who
	SOUND OUT	whip	when	which	wheel	
		while	white	whine	why	
	★	I <u>whip</u> the <u>wheel</u> . I <u>whip</u> the <u>wheel</u> with my hair. <u>Why</u> do you <u>whip</u> the <u>wheel</u> ? <u>Why</u> do you <u>whip</u> the <u>wheel</u> with your hair?				
	READ	Do you write? <u>Why</u> do you write? Do you write with the door open? <u>Why</u> do you write with the door open? <u>Why</u> do you write with the <u>white</u> door open? <u>When</u> you write do you <u>whine</u> ? Do you <u>whine</u> when you write? <u>Why</u> do you <u>whine</u> when you write? I do not <u>whine</u> when I write.				





THURSDAY

	LOOK & SAY	hair	question	write	hide	who	
	READ	 <p data-bbox="427 875 842 936">was by her diary. She will need to hide her diary better.</p>		<p data-bbox="890 434 1449 869">Mandu would write in her diary. Who would read her diary? Did her brother read her diary? Who would spoil her diary and read her secrets? Mandu will hide to see who would read her diary. Mandu sees that the dog</p>			 <p data-bbox="587 1016 683 1061">diary</p>




FRIDAY

	LOOK & SAY	hair	question	write	hide	who
	READ & ANSWER	<ol data-bbox="427 1279 1129 1899" style="list-style-type: none"> Who would write in a diary? ___ would write in a diary. Where did Mandu write? Mandu wrote in her ___. Who did Mandu think read her diary? Mandu thought ___ read her diary. What will Mandu do with her diary? Mandu will ___ her diary. Who did she find by her diary? She found ___ by her diary. 				





MONDAY

	LOOK & SAY	hair	question	write	hide	who
	SOUND OUT	whip	when	which	wheel	
		while	white	whine	why	
	★	Does the dog <u>whine</u> ? Does the <u>white</u> dog <u>whine</u> ? <u>Why</u> does the <u>white</u> dog <u>whine</u> ?				
	READ	<u>Why</u> do you write? <u>Why</u> do you hide? <u>Why</u> do you hide when you write? <u>When</u> do you write? <u>When</u> do you write the question? <u>Which</u> question do you write? Do you write the question <u>while</u> you hide? <u>Why</u> do you write the question <u>while</u> you hide? <u>Why</u> do you write the question <u>while</u> you hide by the <u>wheel</u> ?				





TUESDAY

	WRITE	Copy the  and  words from Monday into your exercise books.				
---	-------	--	--	--	--	--



WEDNESDAY

	LOOK & SAY	hair	question	write	hide	who
	SOUND OUT	whip	when	which	wheel	
		while	white	whine	why	
	★	I <u>whip</u> the <u>wheel</u> . I <u>whip</u> the <u>wheel</u> with my hair. <u>Why</u> do you <u>whip</u> the <u>wheel</u> ? <u>Why</u> do you <u>whip</u> the <u>wheel</u> with your hair?				
	READ	Do you write? <u>Why</u> do you write? Do you write with the door open? <u>Why</u> do you write with the door open? <u>Why</u> do you write with the <u>white</u> door open? <u>When</u> you write do you <u>whine</u> ? Do you <u>whine</u> when you write? <u>Why</u> do you <u>whine</u> when you write? I do not <u>whine</u> when I write.				





THURSDAY

	LOOK & SAY	hair	question	write	hide	who	
	READ	 <p data-bbox="427 875 842 936">was by her diary. She will need to hide her diary better.</p>		<p data-bbox="890 434 1449 869">Mandu would write in her diary. Who would read her diary? Did her brother read her diary? Who would spoil her diary and read her secrets? Mandu will hide to see who would read her diary. Mandu sees that the dog</p>			 <p data-bbox="587 1016 683 1061">diary</p>




FRIDAY

	LOOK & SAY	hair	question	write	hide	who
	READ & ANSWER	<ol data-bbox="427 1279 1129 1899" style="list-style-type: none"> Who would write in a diary? ___ would write in a diary. Where did Mandu write? Mandu wrote in her ___. Who did Mandu think read her diary? Mandu thought ___ read her diary. What will Mandu do with her diary? Mandu will ___ her diary. Who did she find by her diary? She found ___ by her diary. 				





MONDAY

	LOOK & SAY	hair	question	write	hide	who
	SOUND OUT	whip	when	which	wheel	
		while	white	whine	why	
	★	Does the dog <u>whine</u> ? Does the <u>white</u> dog <u>whine</u> ? <u>Why</u> does the <u>white</u> dog <u>whine</u> ?				
	READ	<u>Why</u> do you write? <u>Why</u> do you hide? <u>Why</u> do you hide when you write? <u>When</u> do you write? <u>When</u> do you write the question? <u>Which</u> question do you write? Do you write the question <u>while</u> you hide? <u>Why</u> do you write the question <u>while</u> you hide? <u>Why</u> do you write the question <u>while</u> you hide by the <u>wheel</u> ?				





TUESDAY

	WRITE	Copy the  and  words from Monday into your exercise books.				
---	-------	--	--	--	--	--



WEDNESDAY

	LOOK & SAY	hair	question	write	hide	who
	SOUND OUT	whip	when	which	wheel	
		while	white	whine	why	
	★	I <u>whip</u> the <u>wheel</u> . I <u>whip</u> the <u>wheel</u> with my hair. <u>Why</u> do you <u>whip</u> the <u>wheel</u> ? <u>Why</u> do you <u>whip</u> the <u>wheel</u> with your hair?				
	READ	Do you write? <u>Why</u> do you write? Do you write with the door open? <u>Why</u> do you write with the door open? <u>Why</u> do you write with the <u>white</u> door open? <u>When</u> you write do you <u>whine</u> ? Do you <u>whine</u> when you write? <u>Why</u> do you <u>whine</u> when you write? I do not <u>whine</u> when I write.				





THURSDAY

	LOOK & SAY	hair	question	write	hide	who
	READ	 <p>Mandu would write in her diary. Who would read her diary? Did her brother read her diary? Who would spoil her diary and read her secrets? Mandu will hide to see who would read her diary. Mandu sees that the dog was by her diary. She will need to hide her diary better.</p>				
		 <p>diary</p>				




FRIDAY

	LOOK & SAY	hair	question	write	hide	who
	READ & ANSWER	<ol style="list-style-type: none"> 1. Who would write in a diary? ___ would write in a diary. 2. Where did Mandu write? Mandu wrote in her ___. 3. Who did Mandu think read her diary? Mandu thought ___ read her diary. 4. What will Mandu do with her diary? Mandu will ___ her diary. 5. Who did she find by her diary? She found ___ by her diary. 				





MONDAY

	LOOK & SAY	hair	question	write	hide	who
	SOUND OUT	whip	when	which	wheel	
		while	white	whine	why	
	★	Does the dog <u>whine</u> ? Does the <u>white</u> dog <u>whine</u> ? <u>Why</u> does the <u>white</u> dog <u>whine</u> ?				
	READ	<u>Why</u> do you write? <u>Why</u> do you hide? <u>Why</u> do you hide when you write? <u>When</u> do you write? <u>When</u> do you write the question? <u>Which</u> question do you write? Do you write the question <u>while</u> you hide? <u>Why</u> do you write the question <u>while</u> you hide? <u>Why</u> do you write the question <u>while</u> you hide by the <u>wheel</u> ?				





TUESDAY

	WRITE	Copy the  and  words from Monday into your exercise books.				
---	-------	--	--	--	--	--



WEDNESDAY

	LOOK & SAY	hair	question	write	hide	who
	SOUND OUT	whip	when	which	wheel	
		while	white	whine	why	
	★	I <u>whip</u> the <u>wheel</u> . I <u>whip</u> the <u>wheel</u> with my hair. <u>Why</u> do you <u>whip</u> the <u>wheel</u> ? <u>Why</u> do you <u>whip</u> the <u>wheel</u> with your hair?				
	READ	Do you write? <u>Why</u> do you write? Do you write with the door open? <u>Why</u> do you write with the door open? <u>Why</u> do you write with the <u>white</u> door open? <u>When</u> you write do you <u>whine</u> ? Do you <u>whine</u> when you write? <u>Why</u> do you <u>whine</u> when you write? I do not <u>whine</u> when I write.				





THURSDAY

	LOOK & SAY	hair	question	write	hide	who	
	READ	 <p data-bbox="427 875 842 936">was by her diary. She will need to hide her diary better.</p>		<p data-bbox="890 434 1449 869">Mandu would write in her diary. Who would read her diary? Did her brother read her diary? Who would spoil her diary and read her secrets? Mandu will hide to see who would read her diary. Mandu sees that the dog</p>			 <p data-bbox="587 1016 683 1070">diary</p>




FRIDAY

	LOOK & SAY	hair	question	write	hide	who
	READ & ANSWER	<ol data-bbox="427 1279 1129 1899" style="list-style-type: none"> Who would write in a diary? ___ would write in a diary. Where did Mandu write? Mandu wrote in her ___. Who did Mandu think read her diary? Mandu thought ___ read her diary. What will Mandu do with her diary? Mandu will ___ her diary. Who did she find by her diary? She found ___ by her diary. 				





MONDAY

	LOOK & SAY	what	sleep	noise	search	open
	SOUND OUT	scab	scan	scale	scam	
		skin	sky	skid	ski	
	★	What do I have? I have a <u>scab</u> . I have a <u>scab</u> on my <u>skin</u> .				
	READ	I want to <u>ski</u> . I want to <u>skid</u> and <u>ski</u> on the ice. It is nice to <u>skid</u> and <u>ski</u> on the ice. I do not want to fall. I do not want to fall while I <u>skid</u> and <u>ski</u> . I will get a <u>scab</u> on my <u>skin</u> if I fall on the ice. I will sad if I fall. I will be sad if I fall on the ice.				





TUESDAY

	WRITE	Copy the  and  words from Monday into your exercise books.				
---	-------	--	--	--	--	--



WEDNESDAY

	LOOK & SAY	what	sleep	noise	search	open
	SOUND OUT	scab	scan	scale	scam	
		skin	sky	skid	ski	
	★	I will <u>scan</u> . I will <u>scan</u> the <u>sky</u> . I will <u>scan</u> the <u>sky</u> for the sun.				
	READ	What is that noise? What is that noise in the <u>sky</u> ? I will <u>scan</u> . I will <u>scan</u> the <u>sky</u> . I will search. I will search the <u>sky</u> . I will <u>scan</u> and search the <u>sky</u> to find the noise. I will <u>ski</u> while I <u>scan</u> and search the <u>sky</u> . I will <u>skid</u> while I <u>scan</u> and search <u>sky</u> . I will <u>ski</u> and <u>skid</u> while I search the <u>sky</u> .				





THURSDAY

	LOOK & SAY	what	sleep	noise	search	open
 	READ	<div style="display: flex; align-items: center;">  <div style="margin-left: 20px;"> <p>John is in bed. Robert has gone to sleep. John can hear a noise. What is that noise? What is that noise that John can hear? John cannot sleep. John wants to whine. Why can he hear a noise? John wants to whine when he hears the noise.</p> <p>What is that noise that makes John want to whine?</p> </div> </div>				




FRIDAY

	LOOK & SAY	what	sleep	noise	search	open
	READ & ANSWER	<ol style="list-style-type: none"> 1. Who is in bed? ___ is in bed. 2. Who has gone to sleep? ___ has gone to sleep. 3. Who can hear a noise? ___ can hear a noise. 4. What can John hear? John can hear ___. 5. What does John want to do when he hears the noise? John wants to ___ when he hears the noise. 				





MONDAY

	LOOK & SAY	what	sleep	noise	search	open
	SOUND OUT	scab	scan	scale	scam	
		skin	sky	skid	ski	
	★	What do I have? I have a <u>scab</u> . I have a <u>scab</u> on my <u>skin</u> .				
	READ	I want to <u>ski</u> . I want to <u>skid</u> and <u>ski</u> on the ice. It is nice to <u>skid</u> and <u>ski</u> on the ice. I do not want to fall. I do not want to fall while I <u>skid</u> and <u>ski</u> . I will get a <u>scab</u> on my <u>skin</u> if I fall on the ice. I will sad if I fall. I will be sad if I fall on the ice.				





TUESDAY

	WRITE	Copy the  and  words from Monday into your exercise books.				
---	-------	--	--	--	--	--



WEDNESDAY

	LOOK & SAY	what	sleep	noise	search	open
	SOUND OUT	scab	scan	scale	scam	
		skin	sky	skid	ski	
	★	I will <u>scan</u> . I will <u>scan</u> the <u>sky</u> . I will <u>scan</u> the <u>sky</u> for the sun.				
	READ	What is that noise? What is that noise in the <u>sky</u> ? I will <u>scan</u> . I will <u>scan</u> the <u>sky</u> . I will search. I will search the <u>sky</u> . I will <u>scan</u> and search the <u>sky</u> to find the noise. I will <u>ski</u> while I <u>scan</u> and search the <u>sky</u> . I will <u>skid</u> while I <u>scan</u> and search <u>sky</u> . I will <u>ski</u> and <u>skid</u> while I search the <u>sky</u> .				






THURSDAY

	LOOK & SAY	what	sleep	noise	search	open
 	READ	<div style="display: flex; align-items: center;">  <div style="margin-left: 20px;"> <p>John is in bed. Robert has gone to sleep. John can hear a noise. What is that noise? What is that noise that John can hear? John cannot sleep. John wants to whine. Why can he hear a noise? John wants to whine when he hears the noise.</p> <p>What is that noise that makes John want to whine?</p> </div> </div>				




FRIDAY

	LOOK & SAY	what	sleep	noise	search	open
	READ & ANSWER	<ol style="list-style-type: none"> 1. Who is in bed? ___ is in bed. 2. Who has gone to sleep? ___ has gone to sleep. 3. Who can hear a noise? ___ can hear a noise. 4. What can John hear? John can hear ___. 5. What does John want to do when he hears the noise? John wants to ___ when he hears the noise. 				






MONDAY

	LOOK & SAY	what	sleep	noise	search	open
	SOUND OUT	scab	scan	scale	scam	
		skin	sky	skid	ski	
	★	What do I have? I have a <u>scab</u> . I have a <u>scab</u> on my <u>skin</u> .				
 	READ	I want to <u>ski</u> . I want to <u>skid</u> and <u>ski</u> on the ice. It is nice to <u>skid</u> and <u>ski</u> on the ice. I do not want to fall. I do not want to fall while I <u>skid</u> and <u>ski</u> . I will get a <u>scab</u> on my <u>skin</u> if I fall on the ice. I will sad if I fall. I will be sad if I fall on the ice.				




TUESDAY

	WRITE	Copy the  and  words from Monday into your exercise books.				
---	-------	--	--	--	--	--



WEDNESDAY

	LOOK & SAY	what	sleep	noise	search	open
	SOUND OUT	scab	scan	scale	scam	
		skin	sky	skid	ski	
	★	I will <u>scan</u> . I will <u>scan</u> the <u>sky</u> . I will <u>scan</u> the <u>sky</u> for the sun.				
 	READ	What is that noise? What is that noise in the <u>sky</u> ? I will <u>scan</u> . I will <u>scan</u> the <u>sky</u> . I will search. I will search the <u>sky</u> . I will <u>scan</u> and search the <u>sky</u> to find the noise. I will <u>ski</u> while I <u>scan</u> and search the <u>sky</u> . I will <u>skid</u> while I <u>scan</u> and search <u>sky</u> . I will <u>ski</u> and <u>skid</u> while I search the <u>sky</u> .				






THURSDAY

	LOOK & SAY	what	sleep	noise	search	open	
	READ					<p>John is in bed. Robert has gone to sleep. John can hear a noise. What is that noise? What is that noise that John can hear? John cannot sleep. John wants to whine. Why can he hear a noise? John wants to whine when he hears the noise.</p> <p>What is that noise that makes John want to whine?</p>	




FRIDAY

	LOOK & SAY	what	sleep	noise	search	open
	READ & ANSWER	<ol style="list-style-type: none"> 1. Who is in bed? ___ is in bed. 2. Who has gone to sleep? ___ has gone to sleep. 3. Who can hear a noise? ___ can hear a noise. 4. What can John hear? John can hear ___. 5. What does John want to do when he hears the noise? John wants to ___ when he hears the noise. 				






MONDAY

	LOOK & SAY	what	sleep	noise	search	open
	SOUND OUT	scab	scan	scale	scam	
		skin	sky	skid	ski	
	★	What do I have? I have a <u>scab</u> . I have a <u>scab</u> on my <u>skin</u> .				
 	READ	I want to <u>ski</u> . I want to <u>skid</u> and <u>ski</u> on the ice. It is nice to <u>skid</u> and <u>ski</u> on the ice. I do not want to fall. I do not want to fall while I <u>skid</u> and <u>ski</u> . I will get a <u>scab</u> on my <u>skin</u> if I fall on the ice. I will sad if I fall. I will be sad if I fall on the ice.				





TUESDAY

	WRITE	Copy the  and  words from Monday into your exercise books.				
---	-------	--	--	--	--	--



WEDNESDAY

	LOOK & SAY	what	sleep	noise	search	open
	SOUND OUT	scab	scan	scale	scam	
		skin	sky	skid	ski	
	★	I will <u>scan</u> . I will <u>scan</u> the <u>sky</u> . I will <u>scan</u> the <u>sky</u> for the sun.				
 	READ	What is that noise? What is that noise in the <u>sky</u> ? I will <u>scan</u> . I will <u>scan</u> the <u>sky</u> . I will search. I will search the <u>sky</u> . I will <u>scan</u> and search the <u>sky</u> to find the noise. I will <u>ski</u> while I <u>scan</u> and search the <u>sky</u> . I will <u>skid</u> while I <u>scan</u> and search <u>sky</u> . I will <u>ski</u> and <u>skid</u> while I search the <u>sky</u> .				






THURSDAY

	LOOK & SAY	what	sleep	noise	search	open
 	READ	<div style="display: flex; align-items: center;">  <div style="margin-left: 20px;"> <p>John is in bed. Robert has gone to sleep. John can hear a noise. What is that noise? What is that noise that John can hear? John cannot sleep. John wants to whine. Why can he hear a noise? John wants to whine when he hears the noise.</p> <p>What is that noise that makes John want to whine?</p> </div> </div>				




FRIDAY

	LOOK & SAY	what	sleep	noise	search	open
	READ & ANSWER	<ol style="list-style-type: none"> 1. Who is in bed? ___ is in bed. 2. Who has gone to sleep? ___ has gone to sleep. 3. Who can hear a noise? ___ can hear a noise. 4. What can John hear? John can hear ___. 5. What does John want to do when he hears the noise? John wants to ___ when he hears the noise. 				






MONDAY

	LOOK & SAY	what	sleep	noise	search	open
	SOUND OUT	scab	scan	scale	scam	
		skin	sky	skid	ski	
	★	What do I have? I have a <u>scab</u> . I have a <u>scab</u> on my <u>skin</u> .				
 	READ	I want to <u>ski</u> . I want to <u>skid</u> and <u>ski</u> on the ice. It is nice to <u>skid</u> and <u>ski</u> on the ice. I do not want to fall. I do not want to fall while I <u>skid</u> and <u>ski</u> . I will get a <u>scab</u> on my <u>skin</u> if I fall on the ice. I will sad if I fall. I will be sad if I fall on the ice.				





TUESDAY

	WRITE	Copy the  and  words from Monday into your exercise books.				
---	-------	--	--	--	--	--



WEDNESDAY

	LOOK & SAY	what	sleep	noise	search	open
	SOUND OUT	scab	scan	scale	scam	
		skin	sky	skid	ski	
	★	I will <u>scan</u> . I will <u>scan</u> the <u>sky</u> . I will <u>scan</u> the <u>sky</u> for the sun.				
 	READ	What is that noise? What is that noise in the <u>sky</u> ? I will <u>scan</u> . I will <u>scan</u> the <u>sky</u> . I will search. I will search the <u>sky</u> . I will <u>scan</u> and search the <u>sky</u> to find the noise. I will <u>ski</u> while I <u>scan</u> and search the <u>sky</u> . I will <u>skid</u> while I <u>scan</u> and search <u>sky</u> . I will <u>ski</u> and <u>skid</u> while I search the <u>sky</u> .				






THURSDAY

	LOOK & SAY	what	sleep	noise	search	open
 	READ	<div style="display: flex; align-items: center;">  <div style="margin-left: 20px;"> <p>John is in bed. Robert has gone to sleep. John can hear a noise. What is that noise? What is that noise that John can hear? John cannot sleep. John wants to whine. Why can he hear a noise? John wants to whine when he hears the noise.</p> <p>What is that noise that makes John want to whine?</p> </div> </div>				




FRIDAY

	LOOK & SAY	what	sleep	noise	search	open
	READ & ANSWER	<ol style="list-style-type: none"> 1. Who is in bed? ___ is in bed. 2. Who has gone to sleep? ___ has gone to sleep. 3. Who can hear a noise? ___ can hear a noise. 4. What can John hear? John can hear ___. 5. What does John want to do when he hears the noise? John wants to ___ when he hears the noise. 				






MONDAY

	LOOK & SAY	what	sleep	noise	search	open
	SOUND OUT	scab	scan	scale	scam	
		skin	sky	skid	ski	
	★	What do I have? I have a <u>scab</u> . I have a <u>scab</u> on my <u>skin</u> .				
 	READ	I want to <u>ski</u> . I want to <u>skid</u> and <u>ski</u> on the ice. It is nice to <u>skid</u> and <u>ski</u> on the ice. I do not want to fall. I do not want to fall while I <u>skid</u> and <u>ski</u> . I will get a <u>scab</u> on my <u>skin</u> if I fall on the ice. I will sad if I fall. I will be sad if I fall on the ice.				





TUESDAY

	WRITE	Copy the  and  words from Monday into your exercise books.				
---	-------	--	--	--	--	--



WEDNESDAY

	LOOK & SAY	what	sleep	noise	search	open
	SOUND OUT	scab	scan	scale	scam	
		skin	sky	skid	ski	
	★	I will <u>scan</u> . I will <u>scan</u> the <u>sky</u> . I will <u>scan</u> the <u>sky</u> for the sun.				
 	READ	What is that noise? What is that noise in the <u>sky</u> ? I will <u>scan</u> . I will <u>scan</u> the <u>sky</u> . I will search. I will search the <u>sky</u> . I will <u>scan</u> and search the <u>sky</u> to find the noise. I will <u>ski</u> while I <u>scan</u> and search the <u>sky</u> . I will <u>skid</u> while I <u>scan</u> and search <u>sky</u> . I will <u>ski</u> and <u>skid</u> while I search the <u>sky</u> .				






THURSDAY

	LOOK & SAY	what	sleep	noise	search	open
 	READ	<div style="display: flex; align-items: center;">  <div style="margin-left: 20px;"> <p>John is in bed. Robert has gone to sleep. John can hear a noise. What is that noise? What is that noise that John can hear? John cannot sleep. John wants to whine. Why can he hear a noise? John wants to whine when he hears the noise.</p> <p>What is that noise that makes John want to whine?</p> </div> </div>				




FRIDAY

	LOOK & SAY	what	sleep	noise	search	open
	READ & ANSWER	<ol style="list-style-type: none"> 1. Who is in bed? ___ is in bed. 2. Who has gone to sleep? ___ has gone to sleep. 3. Who can hear a noise? ___ can hear a noise. 4. What can John hear? John can hear ___. 5. What does John want to do when he hears the noise? John wants to ___ when he hears the noise. 				






MONDAY

	LOOK & SAY	what	sleep	noise	search	open
	SOUND OUT	scab	scan	scale	scam	
		skin	sky	skid	ski	
	★	What do I have? I have a <u>scab</u> . I have a <u>scab</u> on my <u>skin</u> .				
 	READ	I want to <u>ski</u> . I want to <u>skid</u> and <u>ski</u> on the ice. It is nice to <u>skid</u> and <u>ski</u> on the ice. I do not want to fall. I do not want to fall while I <u>skid</u> and <u>ski</u> . I will get a <u>scab</u> on my <u>skin</u> if I fall on the ice. I will sad if I fall. I will be sad if I fall on the ice.				





TUESDAY

	WRITE	Copy the  and  words from Monday into your exercise books.				
---	-------	--	--	--	--	--



WEDNESDAY

	LOOK & SAY	what	sleep	noise	search	open
	SOUND OUT	scab	scan	scale	scam	
		skin	sky	skid	ski	
	★	I will <u>scan</u> . I will <u>scan</u> the <u>sky</u> . I will <u>scan</u> the <u>sky</u> for the sun.				
 	READ	What is that noise? What is that noise in the <u>sky</u> ? I will <u>scan</u> . I will <u>scan</u> the <u>sky</u> . I will search. I will search the <u>sky</u> . I will <u>scan</u> and search the <u>sky</u> to find the noise. I will <u>ski</u> while I <u>scan</u> and search the <u>sky</u> . I will <u>skid</u> while I <u>scan</u> and search <u>sky</u> . I will <u>ski</u> and <u>skid</u> while I search the <u>sky</u> .				





THURSDAY

	LOOK & SAY	what	sleep	noise	search	open
 	READ	<div style="display: flex; align-items: center;">  <div style="margin-left: 20px;"> <p>John is in bed. Robert has gone to sleep. John can hear a noise. What is that noise? What is that noise that John can hear? John cannot sleep. John wants to whine. Why can he hear a noise? John wants to whine when he hears the noise.</p> <p>What is that noise that makes John want to whine?</p> </div> </div>				




FRIDAY

	LOOK & SAY	what	sleep	noise	search	open
	READ & ANSWER	<ol style="list-style-type: none"> 1. Who is in bed? ___ is in bed. 2. Who has gone to sleep? ___ has gone to sleep. 3. Who can hear a noise? ___ can hear a noise. 4. What can John hear? John can hear ___. 5. What does John want to do when he hears the noise? John wants to ___ when he hears the noise. 				





MONDAY

	LOOK & SAY	what	sleep	noise	search	open
	SOUND OUT	scab	scan	scale	scam	
		skin	sky	skid	ski	
	★	What do I have? I have a <u>scab</u> . I have a <u>scab</u> on my <u>skin</u> .				
	READ	I want to <u>ski</u> . I want to <u>skid</u> and <u>ski</u> on the ice. It is nice to <u>skid</u> and <u>ski</u> on the ice. I do not want to fall. I do not want to fall while I <u>skid</u> and <u>ski</u> . I will get a <u>scab</u> on my <u>skin</u> if I fall on the ice. I will sad if I fall. I will be sad if I fall on the ice.				





TUESDAY

	WRITE	Copy the  and  words from Monday into your exercise books.				
---	-------	--	--	--	--	--



WEDNESDAY

	LOOK & SAY	what	sleep	noise	search	open
	SOUND OUT	scab	scan	scale	scam	
		skin	sky	skid	ski	
	★	I will <u>scan</u> . I will <u>scan</u> the <u>sky</u> . I will <u>scan</u> the <u>sky</u> for the sun.				
	READ	What is that noise? What is that noise in the <u>sky</u> ? I will <u>scan</u> . I will <u>scan</u> the <u>sky</u> . I will search. I will search the <u>sky</u> . I will <u>scan</u> and search the <u>sky</u> to find the noise. I will <u>ski</u> while I <u>scan</u> and search the <u>sky</u> . I will <u>skid</u> while I <u>scan</u> and search <u>sky</u> . I will <u>ski</u> and <u>skid</u> while I search the <u>sky</u> .				






THURSDAY

	LOOK & SAY	what	sleep	noise	search	open
 	READ	 <p>John is in bed. Robert has gone to sleep. John can hear a noise. What is that noise? What is that noise that John can hear? John cannot sleep. John wants to whine. Why can he hear a noise? John wants to whine when he hears the noise.</p> <p>What is that noise that makes John want to whine?</p>				




FRIDAY

	LOOK & SAY	what	sleep	noise	search	open
	READ & ANSWER	<ol style="list-style-type: none"> 1. Who is in bed? ___ is in bed. 2. Who has gone to sleep? ___ has gone to sleep. 3. Who can hear a noise? ___ can hear a noise. 4. What can John hear? John can hear ___. 5. What does John want to do when he hears the noise? John wants to ___ when he hears the noise. 				






MONDAY

	LOOK & SAY	what	sleep	noise	search	open
	SOUND OUT	scab	scan	scale	scam	
		skin	sky	skid	ski	
	★	What do I have? I have a <u>scab</u> . I have a <u>scab</u> on my <u>skin</u> .				
 	READ	I want to <u>ski</u> . I want to <u>skid</u> and <u>ski</u> on the ice. It is nice to <u>skid</u> and <u>ski</u> on the ice. I do not want to fall. I do not want to fall while I <u>skid</u> and <u>ski</u> . I will get a <u>scab</u> on my <u>skin</u> if I fall on the ice. I will sad if I fall. I will be sad if I fall on the ice.				





TUESDAY

	WRITE	Copy the  and  words from Monday into your exercise books.				
---	-------	--	--	--	--	--



WEDNESDAY

	LOOK & SAY	what	sleep	noise	search	open
	SOUND OUT	scab	scan	scale	scam	
		skin	sky	skid	ski	
	★	I will <u>scan</u> . I will <u>scan</u> the <u>sky</u> . I will <u>scan</u> the <u>sky</u> for the sun.				
 	READ	What is that noise? What is that noise in the <u>sky</u> ? I will <u>scan</u> . I will <u>scan</u> the <u>sky</u> . I will search. I will search the <u>sky</u> . I will <u>scan</u> and search the <u>sky</u> to find the noise. I will <u>ski</u> while I <u>scan</u> and search the <u>sky</u> . I will <u>skid</u> while I <u>scan</u> and search <u>sky</u> . I will <u>ski</u> and <u>skid</u> while I search the <u>sky</u> .				





THURSDAY

	LOOK & SAY	what	sleep	noise	search	open
 	READ	 <p>John is in bed. Robert has gone to sleep. John can hear a noise. What is that noise? What is that noise that John can hear? John cannot sleep. John wants to whine. Why can he hear a noise? John wants to whine when he hears the noise.</p> <p>What is that noise that makes John want to whine?</p>				




FRIDAY

	LOOK & SAY	what	sleep	noise	search	open
	READ & ANSWER	<ol style="list-style-type: none"> 1. Who is in bed? ___ is in bed. 2. Who has gone to sleep? ___ has gone to sleep. 3. Who can hear a noise? ___ can hear a noise. 4. What can John hear? John can hear ___. 5. What does John want to do when he hears the noise? John wants to ___ when he hears the noise. 				





MONDAY

	LOOK & SAY	what	sleep	noise	search	open
	SOUND OUT	scab	scan	scale	scam	
		skin	sky	skid	ski	
	★	What do I have? I have a <u>scab</u> . I have a <u>scab</u> on my <u>skin</u> .				
	READ	I want to <u>ski</u> . I want to <u>skid</u> and <u>ski</u> on the ice. It is nice to <u>skid</u> and <u>ski</u> on the ice. I do not want to fall. I do not want to fall while I <u>skid</u> and <u>ski</u> . I will get a <u>scab</u> on my <u>skin</u> if I fall on the ice. I will sad if I fall. I will be sad if I fall on the ice.				





TUESDAY

	WRITE	Copy the  and  words from Monday into your exercise books.				
---	-------	--	--	--	--	--



WEDNESDAY

	LOOK & SAY	what	sleep	noise	search	open
	SOUND OUT	scab	scan	scale	scam	
		skin	sky	skid	ski	
	★	I will <u>scan</u> . I will <u>scan</u> the <u>sky</u> . I will <u>scan</u> the <u>sky</u> for the sun.				
	READ	What is that noise? What is that noise in the <u>sky</u> ? I will <u>scan</u> . I will <u>scan</u> the <u>sky</u> . I will search. I will search the <u>sky</u> . I will <u>scan</u> and search the <u>sky</u> to find the noise. I will <u>ski</u> while I <u>scan</u> and search the <u>sky</u> . I will <u>skid</u> while I <u>scan</u> and search <u>sky</u> . I will <u>ski</u> and <u>skid</u> while I search the <u>sky</u> .				





THURSDAY

	LOOK & SAY	what	sleep	noise	search	open
 	READ	<div style="display: flex; align-items: center;">  <div style="margin-left: 20px;"> <p>John is in bed. Robert has gone to sleep. John can hear a noise. What is that noise? What is that noise that John can hear? John cannot sleep. John wants to whine. Why can he hear a noise? John wants to whine when he hears the noise.</p> <p>What is that noise that makes John want to whine?</p> </div> </div>				




FRIDAY

	LOOK & SAY	what	sleep	noise	search	open
	READ & ANSWER	<ol style="list-style-type: none"> 1. Who is in bed? ___ is in bed. 2. Who has gone to sleep? ___ has gone to sleep. 3. Who can hear a noise? ___ can hear a noise. 4. What can John hear? John can hear ___. 5. What does John want to do when he hears the noise? John wants to ___ when he hears the noise. 				





MONDAY

	LOOK & SAY	what	sleep	noise	search	open
	SOUND OUT	scab	scan	scale	scam	
		skin	sky	skid	ski	
	★	What do I have? I have a <u>scab</u> . I have a <u>scab</u> on my <u>skin</u> .				
	READ	I want to <u>ski</u> . I want to <u>skid</u> and <u>ski</u> on the ice. It is nice to <u>skid</u> and <u>ski</u> on the ice. I do not want to fall. I do not want to fall while I <u>skid</u> and <u>ski</u> . I will get a <u>scab</u> on my <u>skin</u> if I fall on the ice. I will sad if I fall. I will be sad if I fall on the ice.				





TUESDAY

	WRITE	Copy the  and  words from Monday into your exercise books.				
---	-------	--	--	--	--	--



WEDNESDAY

	LOOK & SAY	what	sleep	noise	search	open
	SOUND OUT	scab	scan	scale	scam	
		skin	sky	skid	ski	
	★	I will <u>scan</u> . I will <u>scan</u> the <u>sky</u> . I will <u>scan</u> the <u>sky</u> for the sun.				
	READ	What is that noise? What is that noise in the <u>sky</u> ? I will <u>scan</u> . I will <u>scan</u> the <u>sky</u> . I will search. I will search the <u>sky</u> . I will <u>scan</u> and search the <u>sky</u> to find the noise. I will <u>ski</u> while I <u>scan</u> and search the <u>sky</u> . I will <u>skid</u> while I <u>scan</u> and search <u>sky</u> . I will <u>ski</u> and <u>skid</u> while I search the <u>sky</u> .				





THURSDAY

	LOOK & SAY	what	sleep	noise	search	open
 	READ	<div style="display: flex; align-items: center;">  <div style="margin-left: 20px;"> <p>John is in bed. Robert has gone to sleep. John can hear a noise. What is that noise? What is that noise that John can hear? John cannot sleep. John wants to whine. Why can he hear a noise? John wants to whine when he hears the noise.</p> <p>What is that noise that makes John want to whine?</p> </div> </div>				




FRIDAY

	LOOK & SAY	what	sleep	noise	search	open
	READ & ANSWER	<ol style="list-style-type: none"> 1. Who is in bed? ___ is in bed. 2. Who has gone to sleep? ___ has gone to sleep. 3. Who can hear a noise? ___ can hear a noise. 4. What can John hear? John can hear ___. 5. What does John want to do when he hears the noise? John wants to ___ when he hears the noise. 				





MONDAY

	LOOK & SAY	what	sleep	noise	search	open
	SOUND OUT	scab	scan	scale	scam	
		skin	sky	skid	ski	
	★	What do I have? I have a <u>scab</u> . I have a <u>scab</u> on my <u>skin</u> .				
	READ	I want to <u>ski</u> . I want to <u>skid</u> and <u>ski</u> on the ice. It is nice to <u>skid</u> and <u>ski</u> on the ice. I do not want to fall. I do not want to fall while I <u>skid</u> and <u>ski</u> . I will get a <u>scab</u> on my <u>skin</u> if I fall on the ice. I will sad if I fall. I will be sad if I fall on the ice.				





TUESDAY

	WRITE	Copy the  and  words from Monday into your exercise books.				
---	-------	--	--	--	--	--



WEDNESDAY

	LOOK & SAY	what	sleep	noise	search	open
	SOUND OUT	scab	scan	scale	scam	
		skin	sky	skid	ski	
	★	I will <u>scan</u> . I will <u>scan</u> the <u>sky</u> . I will <u>scan</u> the <u>sky</u> for the sun.				
	READ	What is that noise? What is that noise in the <u>sky</u> ? I will <u>scan</u> . I will <u>scan</u> the <u>sky</u> . I will search. I will search the <u>sky</u> . I will <u>scan</u> and search the <u>sky</u> to find the noise. I will <u>ski</u> while I <u>scan</u> and search the <u>sky</u> . I will <u>skid</u> while I <u>scan</u> and search <u>sky</u> . I will <u>ski</u> and <u>skid</u> while I search the <u>sky</u> .				





THURSDAY

	LOOK & SAY	what	sleep	noise	search	open
 	READ	<div style="display: flex; align-items: center;">  <div style="margin-left: 20px;"> <p>John is in bed. Robert has gone to sleep. John can hear a noise. What is that noise? What is that noise that John can hear? John cannot sleep. John wants to whine. Why can he hear a noise? John wants to whine when he hears the noise.</p> <p>What is that noise that makes John want to whine?</p> </div> </div>				




FRIDAY

	LOOK & SAY	what	sleep	noise	search	open
	READ & ANSWER	<ol style="list-style-type: none"> 1. Who is in bed? ___ is in bed. 2. Who has gone to sleep? ___ has gone to sleep. 3. Who can hear a noise? ___ can hear a noise. 4. What can John hear? John can hear ___. 5. What does John want to do when he hears the noise? John wants to ___ when he hears the noise. 				





MONDAY

	LOOK & SAY	what	sleep	noise	search	open
	SOUND OUT	scab	scan	scale	scam	
		skin	sky	skid	ski	
	★	What do I have? I have a <u>scab</u> . I have a <u>scab</u> on my <u>skin</u> .				
	READ	I want to <u>ski</u> . I want to <u>skid</u> and <u>ski</u> on the ice. It is nice to <u>skid</u> and <u>ski</u> on the ice. I do not want to fall. I do not want to fall while I <u>skid</u> and <u>ski</u> . I will get a <u>scab</u> on my <u>skin</u> if I fall on the ice. I will sad if I fall. I will be sad if I fall on the ice.				





TUESDAY

	WRITE	Copy the  and  words from Monday into your exercise books.				
---	-------	--	--	--	--	--



WEDNESDAY

	LOOK & SAY	what	sleep	noise	search	open
	SOUND OUT	scab	scan	scale	scam	
		skin	sky	skid	ski	
	★	I will <u>scan</u> . I will <u>scan</u> the <u>sky</u> . I will <u>scan</u> the <u>sky</u> for the sun.				
	READ	What is that noise? What is that noise in the <u>sky</u> ? I will <u>scan</u> . I will <u>scan</u> the <u>sky</u> . I will search. I will search the <u>sky</u> . I will <u>scan</u> and search the <u>sky</u> to find the noise. I will <u>ski</u> while I <u>scan</u> and search the <u>sky</u> . I will <u>skid</u> while I <u>scan</u> and search <u>sky</u> . I will <u>ski</u> and <u>skid</u> while I search the <u>sky</u> .				





THURSDAY

	LOOK & SAY	what	sleep	noise	search	open
 	READ	<div style="display: flex; align-items: center;">  <div style="margin-left: 20px;"> <p>John is in bed. Robert has gone to sleep. John can hear a noise. What is that noise? What is that noise that John can hear? John cannot sleep. John wants to whine. Why can he hear a noise? John wants to whine when he hears the noise.</p> <p>What is that noise that makes John want to whine?</p> </div> </div>				




FRIDAY

	LOOK & SAY	what	sleep	noise	search	open
	READ & ANSWER	<ol style="list-style-type: none"> 1. Who is in bed? ___ is in bed. 2. Who has gone to sleep? ___ has gone to sleep. 3. Who can hear a noise? ___ can hear a noise. 4. What can John hear? John can hear ___. 5. What does John want to do when he hears the noise? John wants to ___ when he hears the noise. 				





MONDAY

	LOOK & SAY	what	sleep	noise	search	open
	SOUND OUT	scab	scan	scale	scam	
		skin	sky	skid	ski	
	★	What do I have? I have a <u>scab</u> . I have a <u>scab</u> on my <u>skin</u> .				
	READ	I want to <u>ski</u> . I want to <u>skid</u> and <u>ski</u> on the ice. It is nice to <u>skid</u> and <u>ski</u> on the ice. I do not want to fall. I do not want to fall while I <u>skid</u> and <u>ski</u> . I will get a <u>scab</u> on my <u>skin</u> if I fall on the ice. I will sad if I fall. I will be sad if I fall on the ice.				




TUESDAY

	WRITE	Copy the  and  words from Monday into your exercise books.				
---	-------	--	--	--	--	--



WEDNESDAY

	LOOK & SAY	what	sleep	noise	search	open
	SOUND OUT	scab	scan	scale	scam	
		skin	sky	skid	ski	
	★	I will <u>scan</u> . I will <u>scan</u> the <u>sky</u> . I will <u>scan</u> the <u>sky</u> for the sun.				
	READ	What is that noise? What is that noise in the <u>sky</u> ? I will <u>scan</u> . I will <u>scan</u> the <u>sky</u> . I will search. I will search the <u>sky</u> . I will <u>scan</u> and search the <u>sky</u> to find the noise. I will <u>ski</u> while I <u>scan</u> and search the <u>sky</u> . I will <u>skid</u> while I <u>scan</u> and search <u>sky</u> . I will <u>ski</u> and <u>skid</u> while I search the <u>sky</u> .				





THURSDAY

	LOOK & SAY	what	sleep	noise	search	open	
	READ					<p>John is in bed. Robert has gone to sleep. John can hear a noise. What is that noise? What is that noise that John can hear? John cannot sleep. John wants to whine. Why can he hear a noise? John wants to whine when he hears the noise.</p> <p>What is that noise that makes John want to whine?</p>	




FRIDAY

	LOOK & SAY	what	sleep	noise	search	open
	READ & ANSWER	<ol style="list-style-type: none"> 1. Who is in bed? ___ is in bed. 2. Who has gone to sleep? ___ has gone to sleep. 3. Who can hear a noise? ___ can hear a noise. 4. What can John hear? John can hear ___. 5. What does John want to do when he hears the noise? John wants to ___ when he hears the noise. 				





MONDAY

	LOOK & SAY	what	sleep	noise	search	open
	SOUND OUT	scab	scan	scale	scam	
		skin	sky	skid	ski	
	★	What do I have? I have a <u>scab</u> . I have a <u>scab</u> on my <u>skin</u> .				
	READ	I want to <u>ski</u> . I want to <u>skid</u> and <u>ski</u> on the ice. It is nice to <u>skid</u> and <u>ski</u> on the ice. I do not want to fall. I do not want to fall while I <u>skid</u> and <u>ski</u> . I will get a <u>scab</u> on my <u>skin</u> if I fall on the ice. I will sad if I fall. I will be sad if I fall on the ice.				





TUESDAY

	WRITE	Copy the  and  words from Monday into your exercise books.				
---	-------	--	--	--	--	--



WEDNESDAY

	LOOK & SAY	what	sleep	noise	search	open
	SOUND OUT	scab	scan	scale	scam	
		skin	sky	skid	ski	
	★	I will <u>scan</u> . I will <u>scan</u> the <u>sky</u> . I will <u>scan</u> the <u>sky</u> for the sun.				
	READ	What is that noise? What is that noise in the <u>sky</u> ? I will <u>scan</u> . I will <u>scan</u> the <u>sky</u> . I will search. I will search the <u>sky</u> . I will <u>scan</u> and search the <u>sky</u> to find the noise. I will <u>ski</u> while I <u>scan</u> and search the <u>sky</u> . I will <u>skid</u> while I <u>scan</u> and search <u>sky</u> . I will <u>ski</u> and <u>skid</u> while I search the <u>sky</u> .				






THURSDAY

	LOOK & SAY	what	sleep	noise	search	open
 	READ	<div style="display: flex; align-items: center;">  <div style="margin-left: 20px;"> <p>John is in bed. Robert has gone to sleep. John can hear a noise. What is that noise? What is that noise that John can hear? John cannot sleep. John wants to whine. Why can he hear a noise? John wants to whine when he hears the noise.</p> <p>What is that noise that makes John want to whine?</p> </div> </div>				




FRIDAY

	LOOK & SAY	what	sleep	noise	search	open
	READ & ANSWER	<ol style="list-style-type: none"> 1. Who is in bed? ___ is in bed. 2. Who has gone to sleep? ___ has gone to sleep. 3. Who can hear a noise? ___ can hear a noise. 4. What can John hear? John can hear ___. 5. What does John want to do when he hears the noise? John wants to ___ when he hears the noise. 				






MONDAY

	LOOK & SAY	what	sleep	noise	search	open
	SOUND OUT	scab	scan	scale	scam	
		skin	sky	skid	ski	
	★	What do I have? I have a <u>scab</u> . I have a <u>scab</u> on my <u>skin</u> .				
 	READ	I want to <u>ski</u> . I want to <u>skid</u> and <u>ski</u> on the ice. It is nice to <u>skid</u> and <u>ski</u> on the ice. I do not want to fall. I do not want to fall while I <u>skid</u> and <u>ski</u> . I will get a <u>scab</u> on my <u>skin</u> if I fall on the ice. I will sad if I fall. I will be sad if I fall on the ice.				





TUESDAY

	WRITE	Copy the  and  words from Monday into your exercise books.				
---	-------	--	--	--	--	--



WEDNESDAY

	LOOK & SAY	what	sleep	noise	search	open
	SOUND OUT	scab	scan	scale	scam	
		skin	sky	skid	ski	
	★	I will <u>scan</u> . I will <u>scan</u> the <u>sky</u> . I will <u>scan</u> the <u>sky</u> for the sun.				
 	READ	What is that noise? What is that noise in the <u>sky</u> ? I will <u>scan</u> . I will <u>scan</u> the <u>sky</u> . I will search. I will search the <u>sky</u> . I will <u>scan</u> and search the <u>sky</u> to find the noise. I will <u>ski</u> while I <u>scan</u> and search the <u>sky</u> . I will <u>skid</u> while I <u>scan</u> and search <u>sky</u> . I will <u>ski</u> and <u>skid</u> while I search the <u>sky</u> .				





THURSDAY

	LOOK & SAY	what	sleep	noise	search	open
 	READ	<div style="display: flex; align-items: center;">  <div style="margin-left: 20px;"> <p>John is in bed. Robert has gone to sleep. John can hear a noise. What is that noise? What is that noise that John can hear? John cannot sleep. John wants to whine. Why can he hear a noise? John wants to whine when he hears the noise.</p> <p>What is that noise that makes John want to whine?</p> </div> </div>				




FRIDAY

	LOOK & SAY	what	sleep	noise	search	open
	READ & ANSWER	<ol style="list-style-type: none"> 1. Who is in bed? ___ is in bed. 2. Who has gone to sleep? ___ has gone to sleep. 3. Who can hear a noise? ___ can hear a noise. 4. What can John hear? John can hear ___. 5. What does John want to do when he hears the noise? John wants to ___ when he hears the noise. 				





MONDAY

	LOOK & SAY	what	sleep	noise	search	open
	SOUND OUT	scab	scan	scale	scam	
		skin	sky	skid	ski	
	★	What do I have? I have a <u>scab</u> . I have a <u>scab</u> on my <u>skin</u> .				
	READ	I want to <u>ski</u> . I want to <u>skid</u> and <u>ski</u> on the ice. It is nice to <u>skid</u> and <u>ski</u> on the ice. I do not want to fall. I do not want to fall while I <u>skid</u> and <u>ski</u> . I will get a <u>scab</u> on my <u>skin</u> if I fall on the ice. I will sad if I fall. I will be sad if I fall on the ice.				





TUESDAY

	WRITE	Copy the  and  words from Monday into your exercise books.				
---	-------	--	--	--	--	--



WEDNESDAY

	LOOK & SAY	what	sleep	noise	search	open
	SOUND OUT	scab	scan	scale	scam	
		skin	sky	skid	ski	
	★	I will <u>scan</u> . I will <u>scan</u> the <u>sky</u> . I will <u>scan</u> the <u>sky</u> for the sun.				
	READ	What is that noise? What is that noise in the <u>sky</u> ? I will <u>scan</u> . I will <u>scan</u> the <u>sky</u> . I will search. I will search the <u>sky</u> . I will <u>scan</u> and search the <u>sky</u> to find the noise. I will <u>ski</u> while I <u>scan</u> and search the <u>sky</u> . I will <u>skid</u> while I <u>scan</u> and search <u>sky</u> . I will <u>ski</u> and <u>skid</u> while I search the <u>sky</u> .				





THURSDAY

	LOOK & SAY	what	sleep	noise	search	open
 	READ	<div style="display: flex; align-items: center;">  <div style="margin-left: 20px;"> <p>John is in bed. Robert has gone to sleep. John can hear a noise. What is that noise? What is that noise that John can hear? John cannot sleep. John wants to whine. Why can he hear a noise? John wants to whine when he hears the noise.</p> <p>What is that noise that makes John want to whine?</p> </div> </div>				




FRIDAY

	LOOK & SAY	what	sleep	noise	search	open
	READ & ANSWER	<ol style="list-style-type: none"> 1. Who is in bed? ___ is in bed. 2. Who has gone to sleep? ___ has gone to sleep. 3. Who can hear a noise? ___ can hear a noise. 4. What can John hear? John can hear ___. 5. What does John want to do when he hears the noise? John wants to ___ when he hears the noise. 				





MONDAY

	LOOK & SAY	what	sleep	noise	search	open
	SOUND OUT	scab	scan	scale	scam	
		skin	sky	skid	ski	
	★	What do I have? I have a <u>scab</u> . I have a <u>scab</u> on my <u>skin</u> .				
	READ	I want to <u>ski</u> . I want to <u>skid</u> and <u>ski</u> on the ice. It is nice to <u>skid</u> and <u>ski</u> on the ice. I do not want to fall. I do not want to fall while I <u>skid</u> and <u>ski</u> . I will get a <u>scab</u> on my <u>skin</u> if I fall on the ice. I will sad if I fall. I will be sad if I fall on the ice.				





TUESDAY

	WRITE	Copy the  and  words from Monday into your exercise books.				
---	-------	--	--	--	--	--



WEDNESDAY

	LOOK & SAY	what	sleep	noise	search	open
	SOUND OUT	scab	scan	scale	scam	
		skin	sky	skid	ski	
	★	I will <u>scan</u> . I will <u>scan</u> the <u>sky</u> . I will <u>scan</u> the <u>sky</u> for the sun.				
	READ	What is that noise? What is that noise in the <u>sky</u> ? I will <u>scan</u> . I will <u>scan</u> the <u>sky</u> . I will search. I will search the <u>sky</u> . I will <u>scan</u> and search the <u>sky</u> to find the noise. I will <u>ski</u> while I <u>scan</u> and search the <u>sky</u> . I will <u>skid</u> while I <u>scan</u> and search <u>sky</u> . I will <u>ski</u> and <u>skid</u> while I search the <u>sky</u> .				





THURSDAY

	LOOK & SAY	what	sleep	noise	search	open
 	READ			<p>John is in bed. Robert has gone to sleep. John can hear a noise. What is that noise? What is that noise that John can hear? John cannot sleep. John wants to whine. Why can he hear a noise? John wants to whine when he hears the noise.</p> <p>What is that noise that makes John want to whine?</p>		




FRIDAY

	LOOK & SAY	what	sleep	noise	search	open
	READ & ANSWER	<ol style="list-style-type: none"> 1. Who is in bed? ___ is in bed. 2. Who has gone to sleep? ___ has gone to sleep. 3. Who can hear a noise? ___ can hear a noise. 4. What can John hear? John can hear ___. 5. What does John want to do when he hears the noise? John wants to ___ when he hears the noise. 				





MONDAY

	LOOK & SAY	what	sleep	noise	search	open
	SOUND OUT	scab	scan	scale	scam	
		skin	sky	skid	ski	
	★	What do I have? I have a <u>scab</u> . I have a <u>scab</u> on my <u>skin</u> .				
	READ	I want to <u>ski</u> . I want to <u>skid</u> and <u>ski</u> on the ice. It is nice to <u>skid</u> and <u>ski</u> on the ice. I do not want to fall. I do not want to fall while I <u>skid</u> and <u>ski</u> . I will get a <u>scab</u> on my <u>skin</u> if I fall on the ice. I will sad if I fall. I will be sad if I fall on the ice.				





TUESDAY

	WRITE	Copy the  and  words from Monday into your exercise books.				
---	-------	--	--	--	--	--



WEDNESDAY

	LOOK & SAY	what	sleep	noise	search	open
	SOUND OUT	scab	scan	scale	scam	
		skin	sky	skid	ski	
	★	I will <u>scan</u> . I will <u>scan</u> the <u>sky</u> . I will <u>scan</u> the <u>sky</u> for the sun.				
	READ	What is that noise? What is that noise in the <u>sky</u> ? I will <u>scan</u> . I will <u>scan</u> the <u>sky</u> . I will search. I will search the <u>sky</u> . I will <u>scan</u> and search the <u>sky</u> to find the noise. I will <u>ski</u> while I <u>scan</u> and search the <u>sky</u> . I will <u>skid</u> while I <u>scan</u> and search <u>sky</u> . I will <u>ski</u> and <u>skid</u> while I search the <u>sky</u> .				





THURSDAY

	LOOK & SAY	what	sleep	noise	search	open
 	READ	<div style="display: flex; align-items: center;">  <div style="margin-left: 20px;"> <p>John is in bed. Robert has gone to sleep. John can hear a noise. What is that noise? What is that noise that John can hear? John cannot sleep. John wants to whine. Why can he hear a noise? John wants to whine when he hears the noise.</p> <p>What is that noise that makes John want to whine?</p> </div> </div>				




FRIDAY

	LOOK & SAY	what	sleep	noise	search	open
	READ & ANSWER	<ol style="list-style-type: none"> 1. Who is in bed? ___ is in bed. 2. Who has gone to sleep? ___ has gone to sleep. 3. Who can hear a noise? ___ can hear a noise. 4. What can John hear? John can hear ___. 5. What does John want to do when he hears the noise? John wants to ___ when he hears the noise. 				





MONDAY

	LOOK & SAY	what	sleep	noise	search	open
	SOUND OUT	scab	scan	scale	scam	
		skin	sky	skid	ski	
	★	What do I have? I have a <u>scab</u> . I have a <u>scab</u> on my <u>skin</u> .				
	READ	I want to <u>ski</u> . I want to <u>skid</u> and <u>ski</u> on the ice. It is nice to <u>skid</u> and <u>ski</u> on the ice. I do not want to fall. I do not want to fall while I <u>skid</u> and <u>ski</u> . I will get a <u>scab</u> on my <u>skin</u> if I fall on the ice. I will sad if I fall. I will be sad if I fall on the ice.				





TUESDAY

	WRITE	Copy the  and  words from Monday into your exercise books.				
---	-------	--	--	--	--	--



WEDNESDAY

	LOOK & SAY	what	sleep	noise	search	open
	SOUND OUT	scab	scan	scale	scam	
		skin	sky	skid	ski	
	★	I will <u>scan</u> . I will <u>scan</u> the <u>sky</u> . I will <u>scan</u> the <u>sky</u> for the sun.				
	READ	What is that noise? What is that noise in the <u>sky</u> ? I will <u>scan</u> . I will <u>scan</u> the <u>sky</u> . I will search. I will search the <u>sky</u> . I will <u>scan</u> and search the <u>sky</u> to find the noise. I will <u>ski</u> while I <u>scan</u> and search the <u>sky</u> . I will <u>skid</u> while I <u>scan</u> and search <u>sky</u> . I will <u>ski</u> and <u>skid</u> while I search the <u>sky</u> .				





THURSDAY

	LOOK & SAY	what	sleep	noise	search	open
 	READ	<div style="display: flex; align-items: center;">  <div style="margin-left: 20px;"> <p>John is in bed. Robert has gone to sleep. John can hear a noise. What is that noise? What is that noise that John can hear? John cannot sleep. John wants to whine. Why can he hear a noise? John wants to whine when he hears the noise.</p> <p>What is that noise that makes John want to whine?</p> </div> </div>				




FRIDAY

	LOOK & SAY	what	sleep	noise	search	open
	READ & ANSWER	<ol style="list-style-type: none"> 1. Who is in bed? ___ is in bed. 2. Who has gone to sleep? ___ has gone to sleep. 3. Who can hear a noise? ___ can hear a noise. 4. What can John hear? John can hear ___. 5. What does John want to do when he hears the noise? John wants to ___ when he hears the noise. 				





MONDAY

	LOOK & SAY	green	eyes	laugh	how	fall
	SOUND OUT	ice	skid	ski	smart	
		game	hide	beach	join	
	★	I have eyes. I have green eyes. Do you see my eyes? Do you see my green eyes?				
	READ	I want to <u>ski</u> , I want to <u>skid</u> and <u>ski</u> on the <u>ice</u> . It is nice to <u>skid</u> and <u>ski</u> on the <u>ice</u> . I do not want to fall. I do not want to fall while I <u>skid</u> and <u>ski</u> . I will get a <u>scab</u> on my <u>skin</u> if I fall on the <u>ice</u> . I will not laugh if I fall. I will not laugh if I fall on the <u>ice</u> .				




TUESDAY

	WRITE	Copy the  and  words from Monday into your exercise books.				
---	-------	--	--	--	--	--



WEDNESDAY

	LOOK & SAY	green	eyes	laugh	how	fall
	SOUND OUT	ice	skid	ski	smart	
		game	hide	beach	join	
	★	Can I <u>join</u> ? Can I <u>join</u> the <u>game</u> ? Can I <u>join</u> the <u>game</u> on the <u>beach</u> ?				
	READ	Do you want to <u>join</u> ? Do you want to <u>join</u> the <u>game</u> ? You must <u>hide</u> . You must <u>hide</u> on the <u>beach</u> . How do you <u>hide</u> ? How do you <u>hide</u> on the <u>beach</u> ? I am <u>smart</u> . I am <u>smart</u> when I <u>hide</u> . I am <u>smart</u> when I <u>hide</u> on the <u>beach</u> . Do you want to <u>join</u> me when I <u>hide</u> on the <u>beach</u> ?				





THURSDAY

	LOOK & SAY	green	eyes	laugh	how	fall	
	READ					<p>What was that noise? What was that noise in my room? I will search. I will find that noise. I will open my eyes and look for it. I will open the door and search. I see it. I see the green eyes. I will scream. I will scream when I see the green eyes. It is my cat. I laugh. I laugh again.</p>	




FRIDAY

	LOOK & SAY	green	eyes	laugh	how	fall
	READ & ANSWER	<ol style="list-style-type: none"> 1. Where is the noise? The noise is ____. 2. What do I see? I see ____. 3. What do I do when I see the green eyes? I ____ when I see the green eyes. 4. What was making the noise? It is my ____. 5. What do I do when I see it is my cat? I ____. 				





MONDAY

	LOOK & SAY	green	eyes	laugh	how	fall
	SOUND OUT	ice	skid	ski	smart	
		game	hide	beach	join	
	★	I have eyes. I have green eyes. Do you see my eyes? Do you see my green eyes?				
	READ	I want to <u>ski</u> , I want to <u>skid</u> and <u>ski</u> on the <u>ice</u> . It is nice to <u>skid</u> and <u>ski</u> on the <u>ice</u> . I do not want to fall. I do not want to fall while I <u>skid</u> and <u>ski</u> . I will get a <u>scab</u> on my <u>skin</u> if I fall on the <u>ice</u> . I will not laugh if I fall. I will not laugh if I fall on the <u>ice</u> .				

TUESDAY

	WRITE	Copy the  and  words from Monday into your exercise books.				
---	-------	--	--	--	--	--



WEDNESDAY

	LOOK & SAY	green	eyes	laugh	how	fall
	SOUND OUT	ice	skid	ski	smart	
		game	hide	beach	join	
	★	Can I <u>join</u> ? Can I <u>join</u> the <u>game</u> ? Can I <u>join</u> the <u>game</u> on the <u>beach</u> ?				
	READ	Do you want to <u>join</u> ? Do you want to <u>join</u> the <u>game</u> ? You must <u>hide</u> . You must <u>hide</u> on the <u>beach</u> . How do you <u>hide</u> ? How do you <u>hide</u> on the <u>beach</u> ? I am <u>smart</u> . I am <u>smart</u> when I <u>hide</u> . I am <u>smart</u> when I <u>hide</u> on the <u>beach</u> . Do you want to <u>join</u> me when I <u>hide</u> on the <u>beach</u> ?				





THURSDAY

	LOOK & SAY	green	eyes	laugh	how	fall
	READ					<p>What was that noise? What was that noise in my room? I will search. I will find that noise. I will open my eyes and look for it. I will open the door and search. I see it. I see the green eyes. I will scream. I will scream when I see the green eyes. It is my cat. I laugh. I laugh again.</p>




FRIDAY

	LOOK & SAY	green	eyes	laugh	how	fall
	READ & ANSWER	<ol style="list-style-type: none"> 1. Where is the noise? The noise is ____. 2. What do I see? I see ____. 3. What do I do when I see the green eyes? I ____ when I see the green eyes. 4. What was making the noise? It is my ____. 5. What do I do when I see it is my cat? I ____. 				





MONDAY

	LOOK & SAY	green	eyes	laugh	how	fall
	SOUND OUT	ice	skid	ski	smart	
		game	hide	beach	join	
	★	I have eyes. I have green eyes. Do you see my eyes? Do you see my green eyes?				
	READ	I want to <u>ski</u> , I want to <u>skid</u> and <u>ski</u> on the <u>ice</u> . It is nice to <u>skid</u> and <u>ski</u> on the <u>ice</u> . I do not want to fall. I do not want to fall while I <u>skid</u> and <u>ski</u> . I will get a <u>scab</u> on my <u>skin</u> if I fall on the <u>ice</u> . I will not laugh if I fall. I will not laugh if I fall on the <u>ice</u> .				


TUESDAY

	WRITE	Copy the  and  words from Monday into your exercise books.				
---	-------	--	--	--	--	--



WEDNESDAY

	LOOK & SAY	green	eyes	laugh	how	fall
	SOUND OUT	ice	skid	ski	smart	
		game	hide	beach	join	
	★	Can I <u>join</u> ? Can I <u>join</u> the <u>game</u> ? Can I <u>join</u> the <u>game</u> on the <u>beach</u> ?				
	READ	Do you want to <u>join</u> ? Do you want to <u>join</u> the <u>game</u> ? You must <u>hide</u> . You must <u>hide</u> on the <u>beach</u> . How do you <u>hide</u> ? How do you <u>hide</u> on the <u>beach</u> ? I am <u>smart</u> . I am <u>smart</u> when I <u>hide</u> . I am <u>smart</u> when I <u>hide</u> on the <u>beach</u> . Do you want to <u>join</u> me when I <u>hide</u> on the <u>beach</u> ?				






THURSDAY

	LOOK & SAY	green	eyes	laugh	how	fall
 	READ	 <p>What was that noise? What was that noise in my room? I will search. I will find that noise. I will open my eyes and look for it. I will open the door and search. I see it. I see the green eyes. I will scream. I will scream when I see the green eyes. It is my cat. I laugh. I laugh again.</p>				



FRIDAY

	LOOK & SAY	green	eyes	laugh	how	fall
	READ & ANSWER	<ol style="list-style-type: none"> 1. Where is the noise? The noise is ____. 2. What do I see? I see ____. 3. What do I do when I see the green eyes? I ____ when I see the green eyes. 4. What was making the noise? It is my ____. 5. What do I do when I see it is my cat? I ____. 				






MONDAY

	LOOK & SAY	green	eyes	laugh	how	fall
	SOUND OUT	ice	skid	ski	smart	
		game	hide	beach	join	
	★	I have eyes. I have green eyes. Do you see my eyes? Do you see my green eyes?				
 	READ	I want to <u>ski</u> , I want to <u>skid</u> and <u>ski</u> on the <u>ice</u> . It is nice to <u>skid</u> and <u>ski</u> on the <u>ice</u> . I do not want to fall. I do not want to fall while I <u>skid</u> and <u>ski</u> . I will get a <u>scab</u> on my <u>skin</u> if I fall on the <u>ice</u> . I will not laugh if I fall. I will not laugh if I fall on the <u>ice</u> .				


TUESDAY

	WRITE	Copy the  and  words from Monday into your exercise books.				
---	-------	--	--	--	--	--



WEDNESDAY

	LOOK & SAY	green	eyes	laugh	how	fall
	SOUND OUT	ice	skid	ski	smart	
		game	hide	beach	join	
	★	Can I <u>join</u> ? Can I <u>join</u> the <u>game</u> ? Can I <u>join</u> the <u>game</u> on the <u>beach</u> ?				
 	READ	Do you want to <u>join</u> ? Do you want to <u>join</u> the <u>game</u> ? You must <u>hide</u> . You must <u>hide</u> on the <u>beach</u> . How do you <u>hide</u> ? How do you <u>hide</u> on the <u>beach</u> ? I am <u>smart</u> . I am <u>smart</u> when I <u>hide</u> . I am <u>smart</u> when I <u>hide</u> on the <u>beach</u> . Do you want to <u>join</u> me when I <u>hide</u> on the <u>beach</u> ?				






THURSDAY

	LOOK & SAY	green	eyes	laugh	how	fall
 	READ					<p>What was that noise? What was that noise in my room? I will search. I will find that noise. I will open my eyes and look for it. I will open the door and search. I see it. I see the green eyes. I will scream. I will scream when I see the green eyes. It is my cat. I laugh. I laugh again.</p>




FRIDAY

	LOOK & SAY	green	eyes	laugh	how	fall
	READ & ANSWER	<ol style="list-style-type: none"> 1. Where is the noise? The noise is ____. 2. What do I see? I see ____. 3. What do I do when I see the green eyes? I ____ when I see the green eyes. 4. What was making the noise? It is my ____. 5. What do I do when I see it is my cat? I ____. 				






MONDAY

	LOOK & SAY	green	eyes	laugh	how	fall
	SOUND OUT	ice	skid	ski	smart	
		game	hide	beach	join	
	★	I have eyes. I have green eyes. Do you see my eyes? Do you see my green eyes?				
 	READ	I want to <u>ski</u> , I want to <u>skid</u> and <u>ski</u> on the <u>ice</u> . It is nice to <u>skid</u> and <u>ski</u> on the <u>ice</u> . I do not want to fall. I do not want to fall while I <u>skid</u> and <u>ski</u> . I will get a <u>scab</u> on my <u>skin</u> if I fall on the <u>ice</u> . I will not laugh if I fall. I will not laugh if I fall on the <u>ice</u> .				




TUESDAY

	WRITE	Copy the  and  words from Monday into your exercise books.				
---	-------	--	--	--	--	--



WEDNESDAY

	LOOK & SAY	green	eyes	laugh	how	fall
	SOUND OUT	ice	skid	ski	smart	
		game	hide	beach	join	
	★	Can I <u>join</u> ? Can I <u>join</u> the <u>game</u> ? Can I <u>join</u> the <u>game</u> on the <u>beach</u> ?				
 	READ	Do you want to <u>join</u> ? Do you want to <u>join</u> the <u>game</u> ? You must <u>hide</u> . You must <u>hide</u> on the <u>beach</u> . How do you <u>hide</u> ? How do you <u>hide</u> on the <u>beach</u> ? I am <u>smart</u> . I am <u>smart</u> when I <u>hide</u> . I am <u>smart</u> when I <u>hide</u> on the <u>beach</u> . Do you want to <u>join</u> me when I <u>hide</u> on the <u>beach</u> ?				






THURSDAY

	LOOK & SAY	green	eyes	laugh	how	fall	
	READ					<p>What was that noise? What was that noise in my room? I will search. I will find that noise. I will open my eyes and look for it. I will open the door and search. I see it. I see the green eyes. I will scream. I will scream when I see the green eyes. It is my cat. I laugh. I laugh again.</p>	




FRIDAY

	LOOK & SAY	green	eyes	laugh	how	fall
	READ & ANSWER	<ol style="list-style-type: none"> 1. Where is the noise? The noise is ____. 2. What do I see? I see ____. 3. What do I do when I see the green eyes? I ____ when I see the green eyes. 4. What was making the noise? It is my ____. 5. What do I do when I see it is my cat? I ____. 				






MONDAY

	LOOK & SAY	green	eyes	laugh	how	fall
	SOUND OUT	ice	skid	ski	smart	
		game	hide	beach	join	
	★	I have eyes. I have green eyes. Do you see my eyes? Do you see my green eyes?				
 	READ	I want to <u>ski</u> , I want to <u>skid</u> and <u>ski</u> on the <u>ice</u> . It is nice to <u>skid</u> and <u>ski</u> on the <u>ice</u> . I do not want to fall. I do not want to fall while I <u>skid</u> and <u>ski</u> . I will get a <u>scab</u> on my <u>skin</u> if I fall on the <u>ice</u> . I will not laugh if I fall. I will not laugh if I fall on the <u>ice</u> .				



TUESDAY

	WRITE	Copy the  and  words from Monday into your exercise books.				
---	-------	--	--	--	--	--



WEDNESDAY

	LOOK & SAY	green	eyes	laugh	how	fall
	SOUND OUT	ice	skid	ski	smart	
		game	hide	beach	join	
	★	Can I <u>join</u> ? Can I <u>join</u> the <u>game</u> ? Can I <u>join</u> the <u>game</u> on the <u>beach</u> ?				
 	READ	Do you want to <u>join</u> ? Do you want to <u>join</u> the <u>game</u> ? You must <u>hide</u> . You must <u>hide</u> on the <u>beach</u> . How do you <u>hide</u> ? How do you <u>hide</u> on the <u>beach</u> ? I am <u>smart</u> . I am <u>smart</u> when I <u>hide</u> . I am <u>smart</u> when I <u>hide</u> on the <u>beach</u> . Do you want to <u>join</u> me when I <u>hide</u> on the <u>beach</u> ?				






THURSDAY

	LOOK & SAY	green	eyes	laugh	how	fall
 	READ	<div data-bbox="443 459 986 952" data-label="Image"> </div> <p data-bbox="1018 436 1465 985"> What was that noise? What was that noise in my room? I will search. I will find that noise. I will open my eyes and look for it. I will open the door and search. I see it. I see the green eyes. I will scream. I will scream </p> <p data-bbox="427 996 1401 1120"> when I see the green eyes. It is my cat. I laugh. I laugh again. </p>				




FRIDAY

	LOOK & SAY	green	eyes	laugh	how	fall
	READ & ANSWER	<ol style="list-style-type: none"> <li data-bbox="427 1317 826 1361">1. Where is the noise? <li data-bbox="475 1373 762 1429">The noise is ____. <li data-bbox="427 1440 762 1485">2. What do I see? <li data-bbox="475 1496 667 1552">I see ____. <li data-bbox="427 1563 1209 1619">3. What do I do when I see the green eyes? <li data-bbox="475 1630 1066 1686">I ____ when I see the green eyes. <li data-bbox="427 1697 986 1742">4. What was making the noise? <li data-bbox="475 1753 715 1809">It is my ____. <li data-bbox="427 1821 1145 1877">5. What do I do when I see it is my cat? <li data-bbox="475 1888 587 1944">I ____. 				






MONDAY

	LOOK & SAY	green	eyes	laugh	how	fall
	SOUND OUT	ice	skid	ski	smart	
		game	hide	beach	join	
	★	I have eyes. I have green eyes. Do you see my eyes? Do you see my green eyes?				
 	READ	I want to <u>ski</u> , I want to <u>skid</u> and <u>ski</u> on the <u>ice</u> . It is nice to <u>skid</u> and <u>ski</u> on the <u>ice</u> . I do not want to fall. I do not want to fall while I <u>skid</u> and <u>ski</u> . I will get a <u>scab</u> on my <u>skin</u> if I fall on the <u>ice</u> . I will not laugh if I fall. I will not laugh if I fall on the <u>ice</u> .				


TUESDAY

	WRITE	Copy the  and  words from Monday into your exercise books.				
---	-------	--	--	--	--	--



WEDNESDAY

	LOOK & SAY	green	eyes	laugh	how	fall
	SOUND OUT	ice	skid	ski	smart	
		game	hide	beach	join	
	★	Can I <u>join</u> ? Can I <u>join</u> the <u>game</u> ? Can I <u>join</u> the <u>game</u> on the <u>beach</u> ?				
 	READ	Do you want to <u>join</u> ? Do you want to <u>join</u> the <u>game</u> ? You must <u>hide</u> . You must <u>hide</u> on the <u>beach</u> . How do you <u>hide</u> ? How do you <u>hide</u> on the <u>beach</u> ? I am <u>smart</u> . I am <u>smart</u> when I <u>hide</u> . I am <u>smart</u> when I <u>hide</u> on the <u>beach</u> . Do you want to <u>join</u> me when I <u>hide</u> on the <u>beach</u> ?				






THURSDAY

	LOOK & SAY	green	eyes	laugh	how	fall
 	READ	 <p>What was that noise? What was that noise in my room? I will search. I will find that noise. I will open my eyes and look for it. I will open the door and search. I see it. I see the green eyes. I will scream. I will scream when I see the green eyes. It is my cat. I laugh. I laugh again.</p>				



FRIDAY

	LOOK & SAY	green	eyes	laugh	how	fall
	READ & ANSWER	<ol style="list-style-type: none"> 1. Where is the noise? The noise is ____. 2. What do I see? I see ____. 3. What do I do when I see the green eyes? I ____ when I see the green eyes. 4. What was making the noise? It is my ____. 5. What do I do when I see it is my cat? I ____. 				






MONDAY

	LOOK & SAY	green	eyes	laugh	how	fall
	SOUND OUT	ice	skid	ski	smart	
		game	hide	beach	join	
	★	I have eyes. I have green eyes. Do you see my eyes? Do you see my green eyes?				
 	READ	I want to <u>ski</u> , I want to <u>skid</u> and <u>ski</u> on the <u>ice</u> . It is nice to <u>skid</u> and <u>ski</u> on the <u>ice</u> . I do not want to fall. I do not want to fall while I <u>skid</u> and <u>ski</u> . I will get a <u>scab</u> on my <u>skin</u> if I fall on the <u>ice</u> . I will not laugh if I fall. I will not laugh if I fall on the <u>ice</u> .				


TUESDAY

	WRITE	Copy the  and  words from Monday into your exercise books.				
---	-------	--	--	--	--	--



WEDNESDAY

	LOOK & SAY	green	eyes	laugh	how	fall
	SOUND OUT	ice	skid	ski	smart	
		game	hide	beach	join	
	★	Can I <u>join</u> ? Can I <u>join</u> the <u>game</u> ? Can I <u>join</u> the <u>game</u> on the <u>beach</u> ?				
 	READ	Do you want to <u>join</u> ? Do you want to <u>join</u> the <u>game</u> ? You must <u>hide</u> . You must <u>hide</u> on the <u>beach</u> . How do you <u>hide</u> ? How do you <u>hide</u> on the <u>beach</u> ? I am <u>smart</u> . I am <u>smart</u> when I <u>hide</u> . I am <u>smart</u> when I <u>hide</u> on the <u>beach</u> . Do you want to <u>join</u> me when I <u>hide</u> on the <u>beach</u> ?				






THURSDAY

	LOOK & SAY	green	eyes	laugh	how	fall	
	READ					<p>What was that noise? What was that noise in my room? I will search. I will find that noise. I will open my eyes and look for it. I will open the door and search. I see it. I see the green eyes. I will scream. I will scream when I see the green eyes. It is my cat. I laugh. I laugh again.</p>	




FRIDAY

	LOOK & SAY	green	eyes	laugh	how	fall
	READ & ANSWER	<ol style="list-style-type: none"> 1. Where is the noise? The noise is ____. 2. What do I see? I see ____. 3. What do I do when I see the green eyes? I ____ when I see the green eyes. 4. What was making the noise? It is my ____. 5. What do I do when I see it is my cat? I ____. 				






MONDAY

	LOOK & SAY	green	eyes	laugh	how	fall
	SOUND OUT	ice	skid	ski	smart	
		game	hide	beach	join	
	★	I have eyes. I have green eyes. Do you see my eyes? Do you see my green eyes?				
 	READ	I want to <u>ski</u> , I want to <u>skid</u> and <u>ski</u> on the <u>ice</u> . It is nice to <u>skid</u> and <u>ski</u> on the <u>ice</u> . I do not want to fall. I do not want to fall while I <u>skid</u> and <u>ski</u> . I will get a <u>scab</u> on my <u>skin</u> if I fall on the <u>ice</u> . I will not laugh if I fall. I will not laugh if I fall on the <u>ice</u> .				




TUESDAY

	WRITE	Copy the  and  words from Monday into your exercise books.				
---	-------	--	--	--	--	--



WEDNESDAY

	LOOK & SAY	green	eyes	laugh	how	fall
	SOUND OUT	ice	skid	ski	smart	
		game	hide	beach	join	
	★	Can I <u>join</u> ? Can I <u>join</u> the <u>game</u> ? Can I <u>join</u> the <u>game</u> on the <u>beach</u> ?				
 	READ	Do you want to <u>join</u> ? Do you want to <u>join</u> the <u>game</u> ? You must <u>hide</u> . You must <u>hide</u> on the <u>beach</u> . How do you <u>hide</u> ? How do you <u>hide</u> on the <u>beach</u> ? I am <u>smart</u> . I am <u>smart</u> when I <u>hide</u> . I am <u>smart</u> when I <u>hide</u> on the <u>beach</u> . Do you want to <u>join</u> me when I <u>hide</u> on the <u>beach</u> ?				






THURSDAY

	LOOK & SAY	green	eyes	laugh	how	fall	
	READ					<p>What was that noise? What was that noise in my room? I will search. I will find that noise. I will open my eyes and look for it. I will open the door and search. I see it. I see the green eyes. I will scream. I will scream when I see the green eyes. It is my cat. I laugh. I laugh again.</p>	




FRIDAY

	LOOK & SAY	green	eyes	laugh	how	fall
	READ & ANSWER	<ol style="list-style-type: none"> 1. Where is the noise? The noise is ____. 2. What do I see? I see ____. 3. What do I do when I see the green eyes? I ____ when I see the green eyes. 4. What was making the noise? It is my ____. 5. What do I do when I see it is my cat? I ____. 				






MONDAY

	LOOK & SAY	green	eyes	laugh	how	fall
	SOUND OUT	ice	skid	ski	smart	
		game	hide	beach	join	
	★	I have eyes. I have green eyes. Do you see my eyes? Do you see my green eyes?				
 	READ	I want to <u>ski</u> , I want to <u>skid</u> and <u>ski</u> on the <u>ice</u> . It is nice to <u>skid</u> and <u>ski</u> on the <u>ice</u> . I do not want to fall. I do not want to fall while I <u>skid</u> and <u>ski</u> . I will get a <u>scab</u> on my <u>skin</u> if I fall on the <u>ice</u> . I will not laugh if I fall. I will not laugh if I fall on the <u>ice</u> .				



TUESDAY

	WRITE	Copy the  and  words from Monday into your exercise books.				
---	-------	--	--	--	--	--



WEDNESDAY

	LOOK & SAY	green	eyes	laugh	how	fall
	SOUND OUT	ice	skid	ski	smart	
		game	hide	beach	join	
	★	Can I <u>join</u> ? Can I <u>join</u> the <u>game</u> ? Can I <u>join</u> the <u>game</u> on the <u>beach</u> ?				
 	READ	Do you want to <u>join</u> ? Do you want to <u>join</u> the <u>game</u> ? You must <u>hide</u> . You must <u>hide</u> on the <u>beach</u> . How do you <u>hide</u> ? How do you <u>hide</u> on the <u>beach</u> ? I am <u>smart</u> . I am <u>smart</u> when I <u>hide</u> . I am <u>smart</u> when I <u>hide</u> on the <u>beach</u> . Do you want to <u>join</u> me when I <u>hide</u> on the <u>beach</u> ?				






THURSDAY

	LOOK & SAY	green	eyes	laugh	how	fall
 	READ	<div style="display: flex; align-items: center;">  <div style="margin-left: 20px;"> <p>What was that noise? What was that noise in my room? I will search. I will find that noise. I will open my eyes and look for it. I will open the door and search. I see it. I see the green eyes. I will scream. I will scream when I see the green eyes. It is my cat. I laugh. I laugh again.</p> </div> </div>				




FRIDAY

	LOOK & SAY	green	eyes	laugh	how	fall
	READ & ANSWER	<ol style="list-style-type: none"> 1. Where is the noise? The noise is ____. 2. What do I see? I see ____. 3. What do I do when I see the green eyes? I ____ when I see the green eyes. 4. What was making the noise? It is my ____. 5. What do I do when I see it is my cat? I ____. 				






MONDAY

	LOOK & SAY	green	eyes	laugh	how	fall
	SOUND OUT	ice	skid	ski	smart	
		game	hide	beach	join	
	★	I have eyes. I have green eyes. Do you see my eyes? Do you see my green eyes?				
 	READ	I want to <u>ski</u> , I want to <u>skid</u> and <u>ski</u> on the <u>ice</u> . It is nice to <u>skid</u> and <u>ski</u> on the <u>ice</u> . I do not want to fall. I do not want to fall while I <u>skid</u> and <u>ski</u> . I will get a <u>scab</u> on my <u>skin</u> if I fall on the <u>ice</u> . I will not laugh if I fall. I will not laugh if I fall on the <u>ice</u> .				


TUESDAY

	WRITE	Copy the  and  words from Monday into your exercise books.				
---	-------	--	--	--	--	--



WEDNESDAY

	LOOK & SAY	green	eyes	laugh	how	fall
	SOUND OUT	ice	skid	ski	smart	
		game	hide	beach	join	
	★	Can I <u>join</u> ? Can I <u>join</u> the <u>game</u> ? Can I <u>join</u> the <u>game</u> on the <u>beach</u> ?				
 	READ	Do you want to <u>join</u> ? Do you want to <u>join</u> the <u>game</u> ? You must <u>hide</u> . You must <u>hide</u> on the <u>beach</u> . How do you <u>hide</u> ? How do you <u>hide</u> on the <u>beach</u> ? I am <u>smart</u> . I am <u>smart</u> when I <u>hide</u> . I am <u>smart</u> when I <u>hide</u> on the <u>beach</u> . Do you want to <u>join</u> me when I <u>hide</u> on the <u>beach</u> ?				





THURSDAY

	LOOK & SAY	green	eyes	laugh	how	fall
 	READ	<div style="display: flex; align-items: center;">  <div style="margin-left: 20px;"> <p>What was that noise? What was that noise in my room? I will search. I will find that noise. I will open my eyes and look for it. I will open the door and search. I see it. I see the green eyes. I will scream. I will scream when I see the green eyes. It is my cat. I laugh. I laugh again.</p> </div> </div>				



FRIDAY

	LOOK & SAY	green	eyes	laugh	how	fall
	READ & ANSWER	<ol style="list-style-type: none"> 1. Where is the noise? The noise is ____. 2. What do I see? I see ____. 3. What do I do when I see the green eyes? I ____ when I see the green eyes. 4. What was making the noise? It is my ____. 5. What do I do when I see it is my cat? I ____. 				





MONDAY

	LOOK & SAY	green	eyes	laugh	how	fall
	SOUND OUT	ice	skid	ski	smart	
		game	hide	beach	join	
	★	I have eyes. I have green eyes. Do you see my eyes? Do you see my green eyes?				
	READ	I want to <u>ski</u> , I want to <u>skid</u> and <u>ski</u> on the <u>ice</u> . It is nice to <u>skid</u> and <u>ski</u> on the <u>ice</u> . I do not want to fall. I do not want to fall while I <u>skid</u> and <u>ski</u> . I will get a <u>scab</u> on my <u>skin</u> if I fall on the <u>ice</u> . I will not laugh if I fall. I will not laugh if I fall on the <u>ice</u> .				


TUESDAY

	WRITE	Copy the  and  words from Monday into your exercise books.				
---	-------	--	--	--	--	--



WEDNESDAY

	LOOK & SAY	green	eyes	laugh	how	fall
	SOUND OUT	ice	skid	ski	smart	
		game	hide	beach	join	
	★	Can I <u>join</u> ? Can I <u>join</u> the <u>game</u> ? Can I <u>join</u> the <u>game</u> on the <u>beach</u> ?				
	READ	Do you want to <u>join</u> ? Do you want to <u>join</u> the <u>game</u> ? You must <u>hide</u> . You must <u>hide</u> on the <u>beach</u> . How do you <u>hide</u> ? How do you <u>hide</u> on the <u>beach</u> ? I am <u>smart</u> . I am <u>smart</u> when I <u>hide</u> . I am <u>smart</u> when I <u>hide</u> on the <u>beach</u> . Do you want to <u>join</u> me when I <u>hide</u> on the <u>beach</u> ?				






THURSDAY

	LOOK & SAY	green	eyes	laugh	how	fall
 	READ	<div style="display: flex; align-items: center;">  <div style="margin-left: 20px;"> <p>What was that noise? What was that noise in my room? I will search. I will find that noise. I will open my eyes and look for it. I will open the door and search. I see it. I see the green eyes. I will scream. I will scream when I see the green eyes. It is my cat. I laugh. I laugh again.</p> </div> </div>				




FRIDAY

	LOOK & SAY	green	eyes	laugh	how	fall
	READ & ANSWER	<ol style="list-style-type: none"> 1. Where is the noise? The noise is ____. 2. What do I see? I see ____. 3. What do I do when I see the green eyes? I ____ when I see the green eyes. 4. What was making the noise? It is my ____. 5. What do I do when I see it is my cat? I ____. 				






MONDAY

	LOOK & SAY	green	eyes	laugh	how	fall
	SOUND OUT	ice	skid	ski	smart	
		game	hide	beach	join	
	★	I have eyes. I have green eyes. Do you see my eyes? Do you see my green eyes?				
 	READ	I want to <u>ski</u> , I want to <u>skid</u> and <u>ski</u> on the <u>ice</u> . It is nice to <u>skid</u> and <u>ski</u> on the <u>ice</u> . I do not want to fall. I do not want to fall while I <u>skid</u> and <u>ski</u> . I will get a <u>scab</u> on my <u>skin</u> if I fall on the <u>ice</u> . I will not laugh if I fall. I will not laugh if I fall on the <u>ice</u> .				

TUESDAY

	WRITE	Copy the  and  words from Monday into your exercise books.				
---	-------	--	--	--	--	--



WEDNESDAY

	LOOK & SAY	green	eyes	laugh	how	fall
	SOUND OUT	ice	skid	ski	smart	
		game	hide	beach	join	
	★	Can I <u>join</u> ? Can I <u>join</u> the <u>game</u> ? Can I <u>join</u> the <u>game</u> on the <u>beach</u> ?				
 	READ	Do you want to <u>join</u> ? Do you want to <u>join</u> the <u>game</u> ? You must <u>hide</u> . You must <u>hide</u> on the <u>beach</u> . How do you <u>hide</u> ? How do you <u>hide</u> on the <u>beach</u> ? I am <u>smart</u> . I am <u>smart</u> when I <u>hide</u> . I am <u>smart</u> when I <u>hide</u> on the <u>beach</u> . Do you want to <u>join</u> me when I <u>hide</u> on the <u>beach</u> ?				






THURSDAY

	LOOK & SAY	green	eyes	laugh	how	fall
 	READ	<div style="display: flex; align-items: center;">  <div style="margin-left: 20px;"> <p>What was that noise? What was that noise in my room? I will search. I will find that noise. I will open my eyes and look for it. I will open the door and search. I see it. I see the green eyes. I will scream. I will scream when I see the green eyes. It is my cat. I laugh. I laugh again.</p> </div> </div>				




FRIDAY

	LOOK & SAY	green	eyes	laugh	how	fall
	READ & ANSWER	<ol style="list-style-type: none"> 1. Where is the noise? The noise is ____. 2. What do I see? I see ____. 3. What do I do when I see the green eyes? I ____ when I see the green eyes. 4. What was making the noise? It is my ____. 5. What do I do when I see it is my cat? I ____. 				






MONDAY

	LOOK & SAY	green	eyes	laugh	how	fall
	SOUND OUT	ice	skid	ski	smart	
		game	hide	beach	join	
	★	I have eyes. I have green eyes. Do you see my eyes? Do you see my green eyes?				
 	READ	I want to <u>ski</u> , I want to <u>skid</u> and <u>ski</u> on the <u>ice</u> . It is nice to <u>skid</u> and <u>ski</u> on the <u>ice</u> . I do not want to fall. I do not want to fall while I <u>skid</u> and <u>ski</u> . I will get a <u>scab</u> on my <u>skin</u> if I fall on the <u>ice</u> . I will not laugh if I fall. I will not laugh if I fall on the <u>ice</u> .				



TUESDAY

	WRITE	Copy the  and  words from Monday into your exercise books.				
---	-------	--	--	--	--	--



WEDNESDAY

	LOOK & SAY	green	eyes	laugh	how	fall
	SOUND OUT	ice	skid	ski	smart	
		game	hide	beach	join	
	★	Can I <u>join</u> ? Can I <u>join</u> the <u>game</u> ? Can I <u>join</u> the <u>game</u> on the <u>beach</u> ?				
 	READ	Do you want to <u>join</u> ? Do you want to <u>join</u> the <u>game</u> ? You must <u>hide</u> . You must <u>hide</u> on the <u>beach</u> . How do you <u>hide</u> ? How do you <u>hide</u> on the <u>beach</u> ? I am <u>smart</u> . I am <u>smart</u> when I <u>hide</u> . I am <u>smart</u> when I <u>hide</u> on the <u>beach</u> . Do you want to <u>join</u> me when I <u>hide</u> on the <u>beach</u> ?				






THURSDAY

	LOOK & SAY	green	eyes	laugh	how	fall
 	READ	<div style="display: flex; align-items: center;">  <div style="margin-left: 20px;"> <p>What was that noise? What was that noise in my room? I will search. I will find that noise. I will open my eyes and look for it. I will open the door and search. I see it. I see the green eyes. I will scream. I will scream when I see the green eyes. It is my cat. I laugh. I laugh again.</p> </div> </div>				




FRIDAY

	LOOK & SAY	green	eyes	laugh	how	fall
	READ & ANSWER	<ol style="list-style-type: none"> 1. Where is the noise? The noise is ____. 2. What do I see? I see ____. 3. What do I do when I see the green eyes? I ____ when I see the green eyes. 4. What was making the noise? It is my ____. 5. What do I do when I see it is my cat? I ____. 				






MONDAY

	LOOK & SAY	green	eyes	laugh	how	fall
	SOUND OUT	ice	skid	ski	smart	
		game	hide	beach	join	
	★	I have eyes. I have green eyes. Do you see my eyes? Do you see my green eyes?				
 	READ	I want to <u>ski</u> , I want to <u>skid</u> and <u>ski</u> on the <u>ice</u> . It is nice to <u>skid</u> and <u>ski</u> on the <u>ice</u> . I do not want to fall. I do not want to fall while I <u>skid</u> and <u>ski</u> . I will get a <u>scab</u> on my <u>skin</u> if I fall on the <u>ice</u> . I will not laugh if I fall. I will not laugh if I fall on the <u>ice</u> .				


TUESDAY

	WRITE	Copy the  and  words from Monday into your exercise books.				
---	-------	--	--	--	--	--



WEDNESDAY

	LOOK & SAY	green	eyes	laugh	how	fall
	SOUND OUT	ice	skid	ski	smart	
		game	hide	beach	join	
	★	Can I <u>join</u> ? Can I <u>join</u> the <u>game</u> ? Can I <u>join</u> the <u>game</u> on the <u>beach</u> ?				
 	READ	Do you want to <u>join</u> ? Do you want to <u>join</u> the <u>game</u> ? You must <u>hide</u> . You must <u>hide</u> on the <u>beach</u> . How do you <u>hide</u> ? How do you <u>hide</u> on the <u>beach</u> ? I am <u>smart</u> . I am <u>smart</u> when I <u>hide</u> . I am <u>smart</u> when I <u>hide</u> on the <u>beach</u> . Do you want to <u>join</u> me when I <u>hide</u> on the <u>beach</u> ?				






THURSDAY

	LOOK & SAY	green	eyes	laugh	how	fall
 	READ	 <p>What was that noise? What was that noise in my room? I will search. I will find that noise. I will open my eyes and look for it. I will open the door and search. I see it. I see the green eyes. I will scream. I will scream when I see the green eyes. It is my cat. I laugh. I laugh again.</p>				



FRIDAY

	LOOK & SAY	green	eyes	laugh	how	fall
	READ & ANSWER	<ol style="list-style-type: none"> 1. Where is the noise? The noise is ____. 2. What do I see? I see ____. 3. What do I do when I see the green eyes? I ____ when I see the green eyes. 4. What was making the noise? It is my ____. 5. What do I do when I see it is my cat? I ____. 				






MONDAY

	LOOK & SAY	green	eyes	laugh	how	fall
	SOUND OUT	ice	skid	ski	smart	
		game	hide	beach	join	
	★	I have eyes. I have green eyes. Do you see my eyes? Do you see my green eyes?				
 	READ	I want to <u>ski</u> , I want to <u>skid</u> and <u>ski</u> on the <u>ice</u> . It is nice to <u>skid</u> and <u>ski</u> on the <u>ice</u> . I do not want to fall. I do not want to fall while I <u>skid</u> and <u>ski</u> . I will get a <u>scab</u> on my <u>skin</u> if I fall on the <u>ice</u> . I will not laugh if I fall. I will not laugh if I fall on the <u>ice</u> .				


TUESDAY

	WRITE	Copy the  and  words from Monday into your exercise books.				
---	-------	--	--	--	--	--



WEDNESDAY

	LOOK & SAY	green	eyes	laugh	how	fall
	SOUND OUT	ice	skid	ski	smart	
		game	hide	beach	join	
	★	Can I <u>join</u> ? Can I <u>join</u> the <u>game</u> ? Can I <u>join</u> the <u>game</u> on the <u>beach</u> ?				
 	READ	Do you want to <u>join</u> ? Do you want to <u>join</u> the <u>game</u> ? You must <u>hide</u> . You must <u>hide</u> on the <u>beach</u> . How do you <u>hide</u> ? How do you <u>hide</u> on the <u>beach</u> ? I am <u>smart</u> . I am <u>smart</u> when I <u>hide</u> . I am <u>smart</u> when I <u>hide</u> on the <u>beach</u> . Do you want to <u>join</u> me when I <u>hide</u> on the <u>beach</u> ?				





THURSDAY

	LOOK & SAY	green	eyes	laugh	how	fall
 	READ	<div data-bbox="443 459 986 952" data-label="Image"> </div> <p data-bbox="1018 436 1460 985"> What was that noise? What was that noise in my room? I will search. I will find that noise. I will open my eyes and look for it. I will open the door and search. I see it. I see the green eyes. I will scream. I will scream </p> <p data-bbox="427 996 1396 1120"> when I see the green eyes. It is my cat. I laugh. I laugh again. </p>				




FRIDAY

	LOOK & SAY	green	eyes	laugh	how	fall
	READ & ANSWER	<ol style="list-style-type: none"> <li data-bbox="427 1317 821 1361">1. Where is the noise? <li data-bbox="475 1373 758 1429">The noise is ____. <li data-bbox="427 1440 758 1485">2. What do I see? <li data-bbox="475 1496 662 1552">I see ____. <li data-bbox="427 1563 1204 1619">3. What do I do when I see the green eyes? <li data-bbox="475 1630 1061 1686">I ____ when I see the green eyes. <li data-bbox="427 1697 981 1742">4. What was making the noise? <li data-bbox="475 1753 710 1809">It is my ____. <li data-bbox="427 1821 1141 1877">5. What do I do when I see it is my cat? <li data-bbox="475 1888 582 1944">I ____. 				





MONDAY

	LOOK & SAY	green	eyes	laugh	how	fall
	SOUND OUT	ice	skid	ski	smart	
		game	hide	beach	join	
	★	I have eyes. I have green eyes. Do you see my eyes? Do you see my green eyes?				
	READ	I want to <u>ski</u> , I want to <u>skid</u> and <u>ski</u> on the <u>ice</u> . It is nice to <u>skid</u> and <u>ski</u> on the <u>ice</u> . I do not want to fall. I do not want to fall while I <u>skid</u> and <u>ski</u> . I will get a <u>scab</u> on my <u>skin</u> if I fall on the <u>ice</u> . I will not laugh if I fall. I will not laugh if I fall on the <u>ice</u> .				





TUESDAY

	WRITE	Copy the  and  words from Monday into your exercise books.				
---	-------	--	--	--	--	--



WEDNESDAY

	LOOK & SAY	green	eyes	laugh	how	fall
	SOUND OUT	ice	skid	ski	smart	
		game	hide	beach	join	
	★	Can I <u>join</u> ? Can I <u>join</u> the <u>game</u> ? Can I <u>join</u> the <u>game</u> on the <u>beach</u> ?				
	READ	Do you want to <u>join</u> ? Do you want to <u>join</u> the <u>game</u> ? You must <u>hide</u> . You must <u>hide</u> on the <u>beach</u> . How do you <u>hide</u> ? How do you <u>hide</u> on the <u>beach</u> ? I am <u>smart</u> . I am <u>smart</u> when I <u>hide</u> . I am <u>smart</u> when I <u>hide</u> on the <u>beach</u> . Do you want to <u>join</u> me when I <u>hide</u> on the <u>beach</u> ?				






THURSDAY

	LOOK & SAY	green	eyes	laugh	how	fall
 	READ	<div style="display: flex; align-items: center;">  <div style="margin-left: 20px;"> <p>What was that noise? What was that noise in my room? I will search. I will find that noise. I will open my eyes and look for it. I will open the door and search. I see it. I see the green eyes. I will scream. I will scream when I see the green eyes. It is my cat. I laugh. I laugh again.</p> </div> </div>				




FRIDAY

	LOOK & SAY	green	eyes	laugh	how	fall
	READ & ANSWER	<ol style="list-style-type: none"> 1. Where is the noise? The noise is ____. 2. What do I see? I see ____. 3. What do I do when I see the green eyes? I ____ when I see the green eyes. 4. What was making the noise? It is my ____. 5. What do I do when I see it is my cat? I ____. 				






MONDAY

	LOOK & SAY	green	eyes	laugh	how	fall
	SOUND OUT	ice	skid	ski	smart	
		game	hide	beach	join	
	★	I have eyes. I have green eyes. Do you see my eyes? Do you see my green eyes?				
 	READ	I want to <u>ski</u> , I want to <u>skid</u> and <u>ski</u> on the <u>ice</u> . It is nice to <u>skid</u> and <u>ski</u> on the <u>ice</u> . I do not want to fall. I do not want to fall while I <u>skid</u> and <u>ski</u> . I will get a <u>scab</u> on my <u>skin</u> if I fall on the <u>ice</u> . I will not laugh if I fall. I will not laugh if I fall on the <u>ice</u> .				



TUESDAY

	WRITE	Copy the  and  words from Monday into your exercise books.				
---	-------	--	--	--	--	--



WEDNESDAY

	LOOK & SAY	green	eyes	laugh	how	fall
	SOUND OUT	ice	skid	ski	smart	
		game	hide	beach	join	
	★	Can I <u>join</u> ? Can I <u>join</u> the <u>game</u> ? Can I <u>join</u> the <u>game</u> on the <u>beach</u> ?				
 	READ	Do you want to <u>join</u> ? Do you want to <u>join</u> the <u>game</u> ? You must <u>hide</u> . You must <u>hide</u> on the <u>beach</u> . How do you <u>hide</u> ? How do you <u>hide</u> on the <u>beach</u> ? I am <u>smart</u> . I am <u>smart</u> when I <u>hide</u> . I am <u>smart</u> when I <u>hide</u> on the <u>beach</u> . Do you want to <u>join</u> me when I <u>hide</u> on the <u>beach</u> ?				






THURSDAY

	LOOK & SAY	green	eyes	laugh	how	fall
 	READ	<div style="display: flex; align-items: center;">  <div style="margin-left: 20px;"> <p>What was that noise? What was that noise in my room? I will search. I will find that noise. I will open my eyes and look for it. I will open the door and search. I see it. I see the green eyes. I will scream. I will scream when I see the green eyes. It is my cat. I laugh. I laugh again.</p> </div> </div>				




FRIDAY

	LOOK & SAY	green	eyes	laugh	how	fall
	READ & ANSWER	<ol style="list-style-type: none"> 1. Where is the noise? The noise is ____. 2. What do I see? I see ____. 3. What do I do when I see the green eyes? I ____ when I see the green eyes. 4. What was making the noise? It is my ____. 5. What do I do when I see it is my cat? I ____. 				






MONDAY

	LOOK & SAY	green	eyes	laugh	how	fall
	SOUND OUT	ice	skid	ski	smart	
		game	hide	beach	join	
	★	I have eyes. I have green eyes. Do you see my eyes? Do you see my green eyes?				
 	READ	I want to <u>ski</u> , I want to <u>skid</u> and <u>ski</u> on the <u>ice</u> . It is nice to <u>skid</u> and <u>ski</u> on the <u>ice</u> . I do not want to fall. I do not want to fall while I <u>skid</u> and <u>ski</u> . I will get a <u>scab</u> on my <u>skin</u> if I fall on the <u>ice</u> . I will not laugh if I fall. I will not laugh if I fall on the <u>ice</u> .				


TUESDAY

	WRITE	Copy the  and  words from Monday into your exercise books.				
---	-------	--	--	--	--	--



WEDNESDAY

	LOOK & SAY	green	eyes	laugh	how	fall
	SOUND OUT	ice	skid	ski	smart	
		game	hide	beach	join	
	★	Can I <u>join</u> ? Can I <u>join</u> the <u>game</u> ? Can I <u>join</u> the <u>game</u> on the <u>beach</u> ?				
 	READ	Do you want to <u>join</u> ? Do you want to <u>join</u> the <u>game</u> ? You must <u>hide</u> . You must <u>hide</u> on the <u>beach</u> . How do you <u>hide</u> ? How do you <u>hide</u> on the <u>beach</u> ? I am <u>smart</u> . I am <u>smart</u> when I <u>hide</u> . I am <u>smart</u> when I <u>hide</u> on the <u>beach</u> . Do you want to <u>join</u> me when I <u>hide</u> on the <u>beach</u> ?				






THURSDAY

	LOOK & SAY	green	eyes	laugh	how	fall
 	READ	<div data-bbox="443 459 986 952" data-label="Image"> </div> <p data-bbox="1018 436 1465 985"> What was that noise? What was that noise in my room? I will search. I will find that noise. I will open my eyes and look for it. I will open the door and search. I see it. I see the green eyes. I will scream. I will scream </p> <p data-bbox="427 996 1401 1120"> when I see the green eyes. It is my cat. I laugh. I laugh again. </p>				



FRIDAY

	LOOK & SAY	green	eyes	laugh	how	fall
	READ & ANSWER	<ol style="list-style-type: none"> <li data-bbox="427 1317 826 1361">1. Where is the noise? The noise is ____. <li data-bbox="427 1440 754 1485">2. What do I see? I see ____. <li data-bbox="427 1563 1209 1686">3. What do I do when I see the green eyes? I ____ when I see the green eyes. <li data-bbox="427 1697 978 1809">4. What was making the noise? It is my ____. <li data-bbox="427 1821 1145 1933">5. What do I do when I see it is my cat? I ____. 				






MONDAY

	LOOK & SAY	green	eyes	laugh	how	fall
	SOUND OUT	ice	skid	ski	smart	
		game	hide	beach	join	
	★	I have eyes. I have green eyes. Do you see my eyes? Do you see my green eyes?				
 	READ	I want to <u>ski</u> , I want to <u>skid</u> and <u>ski</u> on the <u>ice</u> . It is nice to <u>skid</u> and <u>ski</u> on the <u>ice</u> . I do not want to fall. I do not want to fall while I <u>skid</u> and <u>ski</u> . I will get a <u>scab</u> on my <u>skin</u> if I fall on the <u>ice</u> . I will not laugh if I fall. I will not laugh if I fall on the <u>ice</u> .				


TUESDAY

	WRITE	Copy the  and  words from Monday into your exercise books.				
---	-------	--	--	--	--	--



WEDNESDAY

	LOOK & SAY	green	eyes	laugh	how	fall
	SOUND OUT	ice	skid	ski	smart	
		game	hide	beach	join	
	★	Can I <u>join</u> ? Can I <u>join</u> the <u>game</u> ? Can I <u>join</u> the <u>game</u> on the <u>beach</u> ?				
 	READ	Do you want to <u>join</u> ? Do you want to <u>join</u> the <u>game</u> ? You must <u>hide</u> . You must <u>hide</u> on the <u>beach</u> . How do you <u>hide</u> ? How do you <u>hide</u> on the <u>beach</u> ? I am <u>smart</u> . I am <u>smart</u> when I <u>hide</u> . I am <u>smart</u> when I <u>hide</u> on the <u>beach</u> . Do you want to <u>join</u> me when I <u>hide</u> on the <u>beach</u> ?				

THURSDAY

	LOOK & SAY	green	eyes	laugh	how	fall
 	READ	<div data-bbox="443 459 986 952" data-label="Image"> </div> <p data-bbox="1018 436 1460 985"> What was that noise? What was that noise in my room? I will search. I will find that noise. I will open my eyes and look for it. I will open the door and search. I see it. I see the green eyes. I will scream. I will scream </p> <p data-bbox="427 996 1396 1120"> when I see the green eyes. It is my cat. I laugh. I laugh again. </p>				

FRIDAY

	LOOK & SAY	green	eyes	laugh	how	fall
	READ & ANSWER	<ol style="list-style-type: none"> <li data-bbox="427 1317 821 1361">1. Where is the noise? The noise is ____. <li data-bbox="427 1444 758 1489">2. What do I see? I see ____. <li data-bbox="427 1568 1204 1691">3. What do I do when I see the green eyes? I ____ when I see the green eyes. <li data-bbox="427 1691 981 1814">4. What was making the noise? It is my ____. <li data-bbox="427 1814 1141 1937">5. What do I do when I see it is my cat? I ____. 				