

Grade 3

**Home Language
Lesson Plan
isiXhosa**

Term 2

FOREWORD

Dear Foundation Phase Home Language Teachers,

Welcome to Term 2 – we hope that you are using the Learning Programmes successfully. As of this year, the NECT Foundation Phase Language programme is based on the following times:

GRADE	HOME LANGUAGE TIME	EFAL TIME
1	Minimum Time: 7 Hours	Maximum Time: 3 Hours
2	Minimum Time: 7 Hours	Maximum Time: 3 Hours
3	Minimum Time: 7 Hours	Maximum Time: 4 Hours

Remember the three most important points about implementing this programme:

- 1. Teach according to the routine and scripted lesson plans.** This term, really work to stay on track and to keep your pace of teaching up.
- 2. Continue to track your progress using the Tracker provided.** Please mark off every lesson that you complete, and reflect on your progress at the end of each week.
- 3. Look after and store the resources you are given.** Please properly accession the Vula Bula Readers. Store these readers and the Posters carefully to prevent any damage or loss.

This term, continue to focus on your Classroom Management. Try to improve time-on-task and discipline in your classroom by doing the following:

- 1. Train your learners to follow the routines of your classroom.** Train learners how to line up and enter the classroom, at the start of the day and after breaks. Train group leaders to collect and hand out books and materials. Train monitors to complete different jobs in the classroom. Train learners how to move around the classroom.
- 2. Be prepared and organised.** Don't prepare for lessons or look for resources during teaching time. Make sure that everything that you need is readily available. This will ensure that you do not waste time. It will also ensure that learners do not become bored or restless, and then misbehave.
- 3. Make sure learners know how you expect them to behave.** Explicitly tell learners how to behave in every situation, and let them know what the consequences for poor behaviour are. If learners are shown how to behave properly, they will usually do so.

In addition, try to focus on allowing learners to read and write on their own as much as possible. Really encourage learners to do the theme book writing activities during Group Guided Reading. Try to collect as many home-language reading materials as possible, and encourage learners to read these materials when they have finished their other work.

Best wishes as you prepare to teach the Term 2 curriculum.
The NECT Team

CONTENTS

MANAGEMENT NOTES	4
THE WEEKLY ROUTINE	6
ASSESSMENT PLAN	12
ASSESSMENT TASKS AND RUBRICS	13
GROUP GUIDED READING PROGRAMME	17
POSTERS	33
CORE METHODOLOGIES	35
WEEK 1	73
WEEK 2	89
WEEK 3	103
WEEK 4	119
WEEK 5	133
WEEK 6	149
WEEK 7	163
WEEK 8	179
WEEK 9	194
WEEK 10	208
WEEK 11 Revision	218

MANAGEMENT NOTES

MANAGEMENT NOTES

MATERIALS AND RESOURCES PROVIDED








In Term 2, the NECT will provide you with the following resources:

ITEM	QUANTITY	NOTES
Term 2 Lesson Plan	1	Use this lesson plan to see what to teach on a daily basis. The core methodologies included tell you how to teach each lesson.
Term 2 Tracker	1	Use this document to complete your ATP and Term Planner. Tick off and date each lesson and assessment activity as it is done. Reflect on your teaching.
Term 2 Flashcard Words	1	All flashcard words required are provided. Cut them up and store them in an orderly fashion. Use these flashcards to teach learners 'look and say' words.
Term 2 Mark Sheet	4	Record learners' marks for all assessment activities on these sheets. Keep mark sheets safe in a file or book.
Poster: Visiting Grandma	1	Use for weeks 1-5. Use to teach Listening & Speaking lessons. Use to teach some Writing lessons. Store carefully for next year once the theme is finished.
Poster: Under the Sea	1	Use for weeks 6-10. Use to teach Listening & Speaking lessons. Use to teach some Writing lessons. Store carefully for next year once the theme is finished.
Vula Bula Graded Readers	2 x 5	Use these readers for Group Guided Reading lessons. See the Group Guided Reading Programme in the Lesson Plan for 'look and say' words, for pacing, and for comprehension questions.








WEEKLY ROUTINE

THE WEEKLY ROUTINE








- The lesson plans follow the same routine every week. This makes it easy for teachers and learners to follow. Learners can prepare for the next activity once they know the routine.
- The routine is based on the CAPS maximum time for Home Language, 7 hours per week.
- Please display this routine in your classroom and try to learn it off by heart!

MONDAY			
ACTIVITY	TIME	DESCRIPTION	CORE METHODOLOGY / METHODOLOGIES
Morning Oral 		Greetings, weather, news, discussion	
Phonics 	10 min	Introduce sound Learners complete word list	WORD LIST
Group reading / Paired & Independent Reading 	15 min	Listen to Group 1 Learners complete phonics activity	GROUP GUIDED READING / PAIRED & INDEPENDENT READING
Handwriting 	30 min	Teach new letter formation Learners write letter / words / pattern in books	FORM NEW LETTER
Group reading / Paired & Independent Reading 	15 min	Listen to Group 2 Learners complete handwriting activity	GROUP GUIDED READING / PAIRED & INDEPENDENT READING
Shared Reading 	15 min	Pre-Read	PRE-READ LOOK AND SAY WORDS
Read Aloud 		Teacher reads aloud before breaks / at end of day	READ ALOUD








WEEKLY ROUTINE

TUESDAY			
ACTIVITY	TIME	DESCRIPTION	CORE METHODOLOGY / METHODOLOGIES
Morning Oral 		Greetings, weather, news, discussion	
Phonics 	10 min	Revise sound Learners complete activity in DBE book	DBE WORKBOOK
Group reading / Paired & Independent Reading 	15 min	Listen to Group 3 Learners complete phonics activity	GROUP GUIDED READING / PAIRED & INDEPENDENT READING
Writing 	30 min	Unique writing lesson	
Group reading / Paired & Independent Reading 	15 min	Listen to Group 4 Learners complete writing activity	GROUP GUIDED READING / PAIRED & INDEPENDENT READING
Shared Reading 	15 min	First Read	FIRST READ
Read Aloud 		Teacher reads aloud before breaks / at end of day	READ ALOUD









WEEKLY ROUTINE

WEDNESDAY			
ACTIVITY	TIME	DESCRIPTION	CORE METHODOLOGY / METHODOLOGIES
Morning Oral 		Greetings, weather, news, discussion	
Phonics 	10 min	Revise sound Learners complete spider words	SPIDER WORDS
Group reading / Paired & Independent Reading 	15 min	Listen to Group 5 Learners complete phonics activity	GROUP GUIDED READING / PAIRED & INDEPENDENT READING
Handwriting 	15 min	Teach / revise letter formation Learners complete activity in DBE book	HANDWRITING SENTENCES
Group reading / Paired & Independent Reading 	15 min	Listen to Group 6 Learners complete writing activity	GROUP GUIDED READING / PAIRED & INDEPENDENT READING
Shared Reading 	15 min	Second Read	SECOND READ
Read Aloud 		Teacher reads aloud before breaks / at end of day	READ ALOUD

WEEKLY ROUTINE

THURSDAY			
ACTIVITY	TIME	DESCRIPTION	CORE METHODOLOGY / METHODOLOGIES
Morning Oral 		Greetings, weather, news, discussion	
Phonics 	10 min	Revise sound Learners complete word list	WORD LIST
Group reading / Paired & Independent Reading 	15 min	Listen to Group 7 Learners complete phonics activity	GROUP GUIDED READING / PAIRED & INDEPENDENT READING
Writing 	15 min	Unique writing lesson	
Group reading / Paired & Independent Reading 	15 min	Listen to Group 8 Learners complete handwriting activity	GROUP GUIDED READING / PAIRED & INDEPENDENT READING
Listening & speaking 	5 min	Teach new vocabulary using poster OR Hold a discussion using poster	POSTER VOCABULARY / POSTER DISCUSSION
	25 min	Unique listening and speaking lesson	
Read Aloud 		Teacher reads aloud before breaks / at end of day	READ ALOUD

WEEKLY ROUTINE

FRIDAY			
ACTIVITY	TIME	DESCRIPTION	CORE METHODOLOGY / METHODOLOGIES
Morning Oral 		Greetings, weather, news, discussion	
Phonics 	20 min	Spelling test	SPELLING TEST
Group reading / Paired & Independent Reading 	15 min	Listen to Group 9 Learners complete phonics activity	GROUP GUIDED READING / PAIRED & INDEPENDENT READING
Writing 	15 min	Learners complete activity in DBE Workbook	DBE WORKBOOK
Group reading / Paired & Independent Reading 	15 min	Listen to Group 10 Learners complete writing activity	GROUP GUIDED READING / PAIRED & INDEPENDENT READING
Listening & speaking 	5 min	Rhyme, song or game	RHYME, SONG OR GAME
	10 min	Unique listening and speaking lesson	
Shared Reading 	15 min	Post-Read	POST-READ
Read Aloud 		Teacher reads aloud before breaks / at end of day	READ ALOUD

WEEKLY PREPARATION

- It is important to remember that the NECT programme has reduced the need for teachers to PLAN, but that PREPARATION is still required!
- Consider getting together with your colleagues from the same Grade or Phase, and doing your preparation together.
- One afternoon per week should be plenty of time to do the preparation required.
- When doing your preparation, remember to:
 1. **Read through the lesson plan** for the week.
 2. Make sure that you **know and understand the methodologies** that must be used. If not, go to the section titled 'Core Methodologies' and revise accordingly.
 3. Next, check which **flashcards** are needed for the phonics, shared reading and group guided reading lessons. Get these flashcards ready as follows:
 - Cut the flashcards out
 - Try to stick them onto cardboard or paper
 - If possible, laminate or cover in plastic
 - Store the flashcards for a lesson together in an envelope, or with a rubber band around them
 4. **Collect any other resources** that you may need, including pictures or real objects.
 5. Check that your **Vula Bula readers** are in order.
 6. Have the correct poster ready for display.
 7. Read through the activities in the **DBE Workbook** that you will complete.
 8. **Practice** doing the Tuesday and Thursday **writing lessons**.
- It is also a good idea to see that your Tracker is up-to-date from the previous week, and that you have completed all activities and ticked them off in the Tracker.
- Finally, if you are doing any formal assessments that week, read through the rubrics and make sure that you know what to do.

ASSESSMENT PLAN

ASSESSMENT PLAN

1. In Term 2, CAPS requires you to complete one task: TASK 2.
2. Select any one of the Listening and Speaking Activities to record as Task 2.
3. Select any one of the Weekly Spelling Tests to record as Task 2 for Phonics.
4. Select any one of the Writing Activities to record as Task 2.
5. The Reading and Handwriting assessment tasks are included in this section – please complete these assessment tasks and fill in the marks for Task 2.
6. All marks must be entered into the SA-SAMS system. This system will automatically adjust and calculate according to the weightings.
7. The SA-SAMS system can also automatically convert the marks to ratings that can be used for school reports.

GRADE 3 TERM 2 HOME LANGUAGE		T2 HANDWRITING	T2 LISTEN & SPEAK	T2 PHONICS	T2 SHARED READING	T2 GROUP READING	T2 WRITING	PROVINCIAL TEST
MARK		10	10	10	10	10	10	
DATE / WEEK		8			4	7		
1								
2								
3								
4								
5								

ASSESSMENT TASKS AND RUBRICS

UMSEBENZI 2 UKUBHALA NGESANDLA

Wenziwa nini nanjani lo msebenzi:

1. Rhoqo xa isisifundo sokubhala ngesandla, zama ukuhamba hamba eklasini ujonge abafundi ngethuba ababhala ngalo.
2. Emva koko, kwiVeki 8, qokelela iincwadi zabafundi zokubhala ngesandla neencwadi zokubhala.
3. Jongisisa wonke umsebenzi obhalwe kwezi ncwadi uze wenze uhlolo lomfundi ngamnye usebenzisa irubhriki engezantsi.
4. Rekhodisha iziphumo zohlolo kwincwadi yakho yokuhlola.

Inqanaba lokuhlola	Usebenza ngokungekanelisi	Usebenza ngokwanelisayo	Usebenza ngokugqwesileyo			
Ukubhala ngokungadibanisi: isantya nokuchaneka.	Umfundi ubhala ngokucutha. Isininzi soonobumba abancinci nabakhulu asibhalwanga ngokuchanekileyo, nezithuba ezishiyiweyo azilingani.	1	Umfundi ubhala ngesantya esifanelekileyo. Isininzi soonobumba abancinci nabakhulu sibhalwe ngokuchanekileyo, nezithuba ezishiyiweyo zifanelekile.	2-3	Umfundi ubhala ngesantya esifanelekileyo. Bonke oonobumba abakhulu nabancinane babhalwe ngokuchanekileyo kwaye nezithuba zifanelekile.	4
Ukubhala ngokudibanisa: amagama amafutshane	Umfundi akawakhupheli kwaye akawabhali kakuhle amagama amafutshane.	1	Umfundi ufumana ubunzima xa ekhuphela naxa ebhala amagama amafutshane ngokudibanisa, okanye umfundi ubhala ngokucutha xa edibanisa.	2	Umfundi ukhuphela ze abhale amagama amafutshane ngokudibanisa ngokufanelekileyo nangesantya esamkelekileyo.	3
Ukubhala Ngokudibanisa: oonobumba abakhulu	Umfundi akakwazi kubhala oonobumba abakhulu asetyenziswa rhoqo ngokudibanisa.	1	Umfundi uyababhala oonobumba abaninzi abakhulu abasetyenziswa rhoqo ngokudibanisa.	2	Umfundi ubhala bonke oonobumba abakhulu abasetyenziswa rhoqo ngokudibanisa.	3

ASSESSMENT TASKS AND RUBRICS

UMSEBENZI 2 UKUFUNDA NOTITSHALA

Wenziwa nini nanjani lo msebenzi:

- Kwiveki 4, akusenzi isifundo sokufunda ngokwamaqela ngoncedo lukatitshala njengesiqhelo.
- Ngeli xesha, biza abafundi ababini ngexesha kwidesika yakho benze umsebenzi.
- Cela umfundi ngamnye afunde itekisi ekwiphepha 90 uze uhlole ukufunda ngotyibiliko komfundi.
- Emva koko, buza le mibuzo ilandelayo, ze uhlole abafundi usebenzisa irubhriki engezantsi.

Imibuzo

a. (Imibuzo yokulandelelana kweziganeko)

- **Umbuzo:** Yintoni ebonwe nguBongi ekuqaleni kolu hambo?
- **Impendulo:** Soccer City
- **Umbuzo:** Yintoni eyenziwe nguBongi ekugqibeleni eGold Reef City?
- **Impendulo:** Bakhwela unojikeleza omibalabala.

b. (Imibuzo Yonobangela neziphumo)

- **Umbuzo:** Yintoni ebangela ukuba imayini ibemnyama?
- **Impendulo:** Kuba ingaphantsi komhlaba.
- **Umbuzo:** Ibe yintoni isiphumo sonojikeleza kuBongi – umenze wathini?
- **Impendulo:** Ukhaliile /screamed.

Inqanaba lokuhlola	Usebenza ngokungekanelisi		Usebenza ngokwanelisayo		Usebenza ngokugqwesileyo	
Ukufunda ngotyibiliko	Umfundi ufumana ubunzima ukufunda izandi namagama ajongwa afundwe. Umfundi ufunda ngokuthandabuza, engaqondi.	1-2	Umfundi ufuna ukukhokelwa kwigama elinye okanye amabini. Umfundi uyazama ukufunda ngotyibiliko, ukhangeleka eyiqonda itekisi.	3-4	Umfundi uyifunda yonke itekisi ngotyibiliko, ngaphandle kokukhokelwa okanye ngaphandle kokuthandabuza. Umfundi uqonda ngokucacileyo okufundiweyo.	5-6
1. Imibuzo yolandelelwano lweziganeko	Umfundi akaphenduli nawuphi na umbuzo ngokuchanekileyo.	0	Umfundi uphendula umbuzo omnye ngokuchanekileyo.	1	Umfundi uphendula yomibini imibuzo ngokuchanekileyo.	2
2. Imibuzo yonobangela nesiphumo	Umfundi akaphenduli nawuphi na umbuzo ngokuchanekileyo.	0	Umfundi uphendula umbuzo omnye ngokuchanekileyo.	1	Umfundi uphendula yomibini imibuzo ngokuchanekileyo.	2

ASSESSMENT TASKS AND RUBRICS

UMSEBENZI 2 UKUFUNDA NGAMAQELA ANCEDISWA NGUTITSHALA

Wenziwa nini nanjani lo msebenzi:

- Lo msebenzi wenziwa kwiVeki 7, ngexesha lezifundo zokufunda ngokwamaqela ancediswa ngutitshala.
- Cela abafundi bakufundele itekisi ngokuvakalayo.
- Emva koko, buza abafundi imibuzo emibini.
- Buza abafundi umbuzo omnye olula malunga netekisi. Umzekelo:
 - Ngubani...?
 - Yintoni...?
 - Phi...?
- Buza abafundi umbuzo omnye okwinqanaba eliphakamileyo / umbuzo ombaxa ngetekisi. Umzekelo:
 - Ingaba ucinga...?
 - Ubuzokwenzani...?
- Hlola umfundi ngamnye usebenzisa irubhriki engezantsi.
- Rekhodisha / bhala iziphumo kwincwadi yakho yokubhala iziphumo zohlolo

Inqanaba lokuhlola	Usebenza ngokungekanelisi	Usebenza ngokwanelisayo	Usebenza ngokugqwesileyo
Ukufunda ngotyibiliko	Umfundi ufumana ubunzima xa efunda okanye ufunda igama elinye ngexesha. 1	Umfundi uyakwazi ukufunda amagama amaninzi ngotyibiliko kodwa uyaphumla okanye ufuna ukukhuthazwa kanye okanye kabini. 2-3	Umfundi ufunda incwadi yonke ngotyibiliko, aze aqwalasele iimpawu zokubhala ngokuchanekileyo. 4-5
Izakhono zokuguqula imibhalo efihlakeleyo	Umfundi ufumana ubunzima ukubiza izandi zamagama. 1	Umfundi ubiza izandi zamagama amaninzi. 2	Umfundi ubiza izandi zamagama amaninzi ngokukhawuleza nalula. 3
Ukuqondisisa okufundiweyo	Umfundi akakwazi kuphendula imibuzo ye-orali. 0	Umfundi uphendula imibuzo ekwinqanaba elilula. 1	Umfundi uphendula imibuzo ekwinqanaba elilula, athathe inxaxheba kwiingxoxo zemibuzo embaxa. 2

ASSESSMENT TASKS AND RUBRICS

UKUMAKA UVAVANYO LOPELO NOKUGCINWA KWEGRAFU YOPELO.

Ukumaka uvavanyo lopelo

- Amagama Opelo – nikela ngenqaku eli 1 ngegama lopelo ngalinye elipelwe kakuhle.
- Izivakalisi zopelo – nikela ngenqaku eli1 ngegama ngalinye elipelwe kakuhle; 1 inqaku ngonobumba omkhulu ekuqaleni kwesivakalisi, nenqaku eli 1 ngesingxi ekupheleni kwesivakalisi.
- Ewonke amanqaku ngovavanyo lopelo ngalunue ngama 20 ubuninzi.

Ukugcina igrafu

- Njengokuba abafundi besazi ngeegrafu ngoku, bacele bazobe igrafu yopelo ezincwadini zabo.
- Rhoqo ngeveki, kufuneka bafakele imibala kwinani elichanekileyo leebhloko ukubonisa iziphumo zabo zopelo.
- Baxebele bazame ukufumana amanqaku angcono kwiveki nganye, okanye baqhubeke namanqaku afanelekileyo!
- Ekupheleni kwekota, bonisa abafundi indlela yokuhlalutya iigrafu zabo ngokuthi babuze imibuzo efana nale:
 - Mingaphi imisebenzi yovavanyo lopelo oyenze kule kota?
 - Ibileliph elona nqaku liphezulu olifumeneyo? Ubulifumene kweyiphi iveki? Ubuziva njani?
 - Ibileliph elona nqaku liphantsi olifumeneyo? Ubulifumene kweyiphi iveki? Ubuziva njani?
 - Ufumene amanqaku ali 10 nangaphezulu kweziphi iiveki?
 - Zeziphi iiveki apho ufumene amanqaku ali 9 okanye ngaphantsi?
 - Ingaba ukonwabele ukugcina igrafu yamanqaku akho? Ngoba?

- Iigrafu yopelo kufuneka ikhangeleke ngolu hlobo:

IGRAFU YAM YOAVANYO LOPELO										
20										
19										
18										
17										
16										
15										
14										
13										
12										
11										
10										
9										
8										
7										
6										
5										
4										
3										
2										
1										
0										
	IVEKI 1	IVEKI 2	IVEKI 3	IVEKI 4	IVEKI 5	IVEKI 6	IVEKI 7	IVAKI 8	IVEKI 9	IVEKI 10

GROUP GUIDED READING PROGRAMME

- a. The group guided reading programme can be used with:
 - a. **The DBE Workbook**
 - b. The **Vula Bula Series** (provided by the NECT)
 - c. The DBE Graded Readers
 - d. Any other set of reading books that your school may have
- b. The programme is structured to help you identify what to do every week. This includes:
 - a. The look and say words that you must teach the learners
 - b. The pages that you must read
 - c. The oral comprehension questions that you must ask the learners
- c. In preparation for group guided reading, divide the class into groups.
 - a. Groups must be same ability groups
 - b. Groups should ideally have between 4 and 6 learners
 - c. Do not have more than 10 groups
- d. During group guided reading sessions, settle the rest of the class and make sure that they have written work to complete.
- e. Also make sure that the rest of the class has access to books or other reading materials for Paired or Independent Reading.
 - a. As learners finish their written work, they should collect a book.
 - b. Teach learners the five finger strategy to use during paired or independent reading.
- f. Then:
 - a. Call one group of learners to come and read
 - b. Have one, standard place where learners come and sit with you for group reading
 - c. Have the correct reading books ready, or train learners to bring their DBE Workbooks with them when they are called to read
- g. Do the following activities in each group guided reading session:
 - a. Teach the group the 'look and say' words.
 - b. Orientate learners to the text and ask them to predict what the story will be about.
 - c. Tell learners to silently read the text on their own.
 - d. Next, listen to each learner read part of the text aloud.
 - e. Tell the group to read all pages again, this time in silence.
 - f. Ask different learners the questions to check their understanding of the story.

GROUP GUIDED READING PROGRAMME

Group Reading Programme: DBE Workbook Texts

Grade 3 TERM 2



WEEK 1			
DATE:			
BOOK:		DBE Workbook 1	
TITLE:		Iindawo esinokuzindwendwela	
PAGES:		70	
LOOK & SAY WORDS:			
ndwendwela	pikinikhi	emazantsi	indlovu
imikhombe			
COMPREHENSION:			
Questions		Answers	
Mangaphi amaphondo aseMzantsi Afrika?		Asithoba.	
Leliphi iphondo ohlala kulo?		Umfundi ngamnye uza kubhala impendulo ngephondo lakhe.	
Abatyeleli bafika njani kwiNtab'etafile xa besonyuka.		Basebenzisa inqwelo ehamba ngekhayibhuli xa besonyuka.	
Idlalwa phi ibhola ekhatywayo eGauteng?		EGolf Reef City.	
Ziintoni ezibonakala kwiilwandle zase Mpuma koloni?		Ngookrebe abamhlophe.	

WEEK 2			
DATE:			
BOOK:		DBE Workbook 1	
TITLE:		Side safika ngelingeni	
PAGES:		44	
LOOK & SAY WORDS:			
ngelingeni	bekuyiyure	kunkwiniza	wakhwaza
ukukhwela			
COMPREHENSION:			
Questions		Answers	
Ifike xesha liphi itekisi kulo Dumini?		Ngentsimbi yesibhozo entloko.	
Wayefuna ukubona ntoni uDumi xa wayekhwaza?		Oonojubalala emlanjeni.	
Wayefuna ukwenza ntoni yena uBongi?		Ukukhwela emthini epakini.	
Ucinga ukuba kwakutheni umama wabo angabavumeli ukuba baye emlanjeni?		Nayiphi na impendulo efanelekileyo yomfundi.	
Fakela iimpawu zokubhala: Udumi nobongi ngabazala bam		UDumi noBongi ngabazala bam.	

GROUP GUIDED READING PROGRAM

WEEK 3			
DATE:			
BOOK:		DBE Workbook 1	
TITLE:		EGold Reef City	
PAGES:		90	
LOOK & SAY WORDS:			
othandekayo	eRhawutini	ukuphithizela	kwimayini
enomgodi	itotshi		
COMPREHENSION:			
Questions		Answers	
Ngubani igama lomhlobo kaBongi?		NguDumi.	
Ngubani igama lomhlobo wakho wenene?		Nayiphi na impendulo echanekileyo.	
Ebandwendwele phi uBongi?		EGold Reef City.	
Injani imayini abangeniswe kuyo?		Imnyama kwaye inomgodi omde.	
Chaza iSoccer City.		Libala elikhulu kakhulu, lingathatha ababukeli bemidlalo abangama 90 000.	

WEEK 4			
DATE:			
BOOK:		DBE Workbook 1	
TITLE:		Ubherana ulahlekile	
PAGES:		48	
LOOK & SAY WORDS:			
unesikhumba	esithambileyo	sisendleleni	wandombathisa
ulahlekile			
COMPREHENSION:			
Questions		Answers	
Yintoni ayiphiwe nguDumi, umhlobo kaDumi?		Sisipho esihle.	
Yintoni isipho esihle asiphiweyo?		Ngunodoli webhere.	
Chaza lo nodoli webhere.		Unesikhumba esithambileyo.	
Kwakutheni ukuze umama wakhe amombathise ngengubo?		Kwakusina kwaye egodola.	
Bamfumana phi unopopi?		Engubeni efudumeleyo.	

GROUP GUIDED READING PROGRAMME

WEEK 5			
DATE:			
BOOK:		DBE Workbook 1	
TITLE:		UTumi uyalahleka	
PAGES:		52	
LOOK & SAY WORDS:			
bagcine	umntwana	babothukile	kusemalanga
ebakhweba	esitalatweni	kwakusemalanga	
Questions		Answers	
Ngubani ogcinwe nguBongi noAnn?		Ngumntwana wakuloBongi uTumi.	
Mingaphi iminyaka kaTumi?		Mine.	
Kwenzeka ntoni kuTumi noSipoti?		Baphuma emnyango baya kumama othengisayo.	
Ingaba kwakulungile ukuba bahambe esitalatweni? Ngoba?		Ewe/ hayi, umfundi anike impendulo efanelekileyo.	
Babafumana njani?		Bakhwetywa ngumama othengisayo.	

WEEK 6			
DATE:			
BOOK:		DBE Workbook 1	
TITLE:		Inyanga nelanga	
PAGES:		115	
LOOK & SAY WORDS:			
iyaguquguquka	ijikeleza	umhlaba	egcweleyo
esisiqingatha	eliceba	entsha	
COMPREHENSION:			
Questions		Answers	
Yintoni eyenziwa yinyanga xa ijikeleza umhlaba?		Inyanga iyaguquguquka.	
Xa iguquguquka, kwenzeka ntoni kwilanga?		Ilanga likhanyisa iindawo ezahlukeneyo zenyanga.	
Ingaba liyaguquguquka nelanga okanye limile qha?		Limile ilanga aliguquguquki.	
Zingaphi iintlobo zenyanga? zibhale phantsi?		Zine. Inyanga egcweleyo, inyanga esisiqingatha, inyanga eliceba nenyanga entsha.	
Ngeyiphi inyanga obuyibone izolo?		Nayiphi na impendulo efanelekileyo.	

GROUP GUIDED READING PROGRAMME

WEEK 7			
DATE:			
BOOK:		DBE Workbook 1	
TITLE:		Ipikiniki yomhla wokuzalwa kukatatomkhulu	
PAGES:		56	
LOOK & SAY WORDS:			
ipikiniki	utatomkhulu	wokuzalwa	Epreli
ezimpondweni			
COMPREHENSION:			
Questions		Answers	
Yipikiniki yantoni eza kubakho?		Yipikiniki yomhla wokuzalwa kukatatomkhulu.	
Unini umhla wokuzalwa kukatatomkhulu?		30 Epreli.	
Iza kuba phi le pikiniki?		Iza kubasePakeni yaseBlue Gum River.	
Izakuphatha nini ibhasi?		Izakuphatha ngeyure yeshumi.	
Bafanele ukuphatha ntoni?		Izinto zokudada, ibhola yokudlala, isiselo esibandayo nenyama yokoja.	

WEEK 8			
DATE:			
BOOK:		DBE Workbook 1	
TITLE:		Usapho olunempilo	
PAGES:		60	
LOOK & SAY WORDS:			
ndahlamba	ndivukile	esikolweni	olunempilo
ndankcenkceshela	sangokuhlwa.	ebendixakeke	
COMPREHENSION:			
Questions		Answers	
Uvuke nini uJabu?		Ngecala emva kwentsimbi yesithandathu / 6:30.	
Wenze ntoni ngentsimbi yesixhenxe / 7:00?		Utye isidlo sakusasa.	
Uthathe ixesha elingakanani ukusebenza eklasini?		Uthathe iiyure ezintlanu.	
Wena uthatha ixesha elingakanani ukusebenza eklasini?		Abafundi babala iiyure abasebenza ngazo eklasini.	
Utye kangaphi?		Kabini/ nayiphi na impendulo echanekileyo	

GROUP GUIDED READING PROGRAMME

WEEK 9			
DATE:			
BOOK:		DBE Workbook 1	
TITLE:		Ibali likamakhulu	
PAGES:		64-65	
LOOK & SAY WORDS:			
iingqayi	ezintle	zomdongwe	ndayjikajika
ukubumba	endandisemtsha		
Questions		Answers	
Ngubani osibalisela eli bali?		Ngumakhulu.	
Wayehlala nabani umakhulu ngoko wayesemtsha?		Nomamakhe notatakhe.	
Babehlala phi?		Emakhaya.	
Wayebukela umama wakhe esenza ntoni?		Esenza iingqayi zomdongwe.	
Ingaba zikhona izinto ozenza nomama okanye umakhulu ekhaya? Nika umzekelo ubemnye.		Nayiphi na impendulo ehambelana nalo mbuzo.	

WEEK 10			
DATE:			
BOOK:		DBE Workbook 1	
TITLE:		INtab'etafile	
PAGES:		74	
LOOK & SAY WORDS:			
iindaba	eziphambili	ngokunyuka	iibhatyi
neminqwazi	kwinqwelo	okhubazekileyo	yekheyibhuli
Questions		Answers	
Lenzeka phi eli bali?		KwiNtab'etafile.	
Bekutheni ukuze banxibe iminqwazi neebhatyi?		Bekubanda.	
Kunyukwa njani kuleNtab'etafile?		Kunyukwa ngenqwelo ehamba ngekheyibhuli.	
Babona ntoni xa besemoyeni?		Babona iimbila ezincinane.	
Yathath ixesha elingakanani inqwelo yekheyibhuli ukufika phezulu entabeni?		Imizuzu emihlanu.	

GROUP GUIDED READING PROGRAMME

Group Reading Programme: Vula Bula Series

Grade 3 TERM 2



WEEK 1			
DATE:			
BOOK:		Vula Bula	
TITLE:		Lelikabani eli vili?	
PAGES:		2A : 1-10	
LOOK & SAY WORDS:			
elalipoqe	geqe	ikhohlozela	igquma
gqi	kwakurhatyela	yangqala	ligqatse.
COMPREHENSION:			
Questions		Answers	
Ingaba lenzeka phi eli bali?		Elalini.	
UKabelo wayenqwenela ukuba yintoni xa emdala? Ngoba?		Ngumkhandi weemoto kuba wayengathanda ukusebenza ngazo imini yonke.	
UKabelo wachola ntoni kufutshane nendlela ngenye imini?		Ivili elineentsimbi ezimenezelayo.	
Kwakutheni ukuze ivili likaKabelo libe alililo elesithuthuthu?		Lalilikhulu kakhulu.	
Krwela umgca ngaphantsi kwesibizo. UKabelo ukhwele isithuthuthu.		UKabelo ukhwele isithuthuthu.	

WEEK 2			
DATE:			
BOOK:		Vula Bula	
TITLE:		Lelikabani eli vili?	
PAGES:		2A : 1-10	
LOOK & SAY WORDS:			
Uxolo	Sala	Misa	Molo
COMPREHENSION:			
Questions		Answers	
limoto ezine zinamavili amangaphi?		16	
libhayisekile ezintandathu zona zinamavili amangaphi?		12	
litrayisekile ezimbini zona zinamavili amangaphi? Bala nomhlobo wakho.		6	
Fakela iimpawu ezifanelekileyo: liphi ivili lakho		Liphi ivili lakho?	
Bhala isininzi seli gama : Ivili		Amavili.	

GROUP GUIDED READING PROGRAMME

WEEK 3			
DATE:			
BOOK:		Vula Bula	
TITLE:		Ihlebo	
PAGES:		2A: 11-20	
LOOK & SAY WORDS:			
ngenyameko	incebethana	ukuqokelelana	benqumbene
umnyazi	intsasa	enokuphazamiseka	
COMPREHENSION:			
Questions		Answers	
Yintoni le yayilihlebo?		Isipho somntwana ongekazalwa katitshala esivela kubafundi bakhe.	
Abafundi babesebezelana ngantoni?		Ngezipho abazithengele umntwana katitshala.	
Baqhele ukwenza ntoni ngexesha lokuphumla abafundi?		Badla ngokutya imiphako yabo	
Fakela isininzi sala magama: Umfundi – Incwadi		Umfundi –abafundi Incwadi - iincwadi	
Waziva njani ekupheleni kwebali uNkosikazi Maduna?		Wayonwabile.	

WEEK 4			
DATE:			
BOOK:		Vula Bula	
TITLE:		Ngubani owophule ifestile?	
PAGES:		2A: 21-28	
LOOK & SAY WORDS:			
engatyhilekanga	intenetya	wadanduluka	wangxengxeza
yomnyazi	yombhoxo		
COMPREHENSION:			
Questions		Answers	
Ngubani owafika ifestile yophukile?		NguNkosikazi Phosa.	
Yifestile yeliphi igumbi le wafumana yophukile uNkosikazi Phosa?		Yayiyeyegumbi lokuphekela.	
Waziva njani xa efika ifestile yakhe yophukile?		Wayekhathazekile.	
Ibhola encinci eqinileyo, yeyowuphi umdlalo?		Yeyegaluva.	
Ingaba wayedanile uMnumzana Msomi ngokwaphula ifestile?		Ewe wayadanile, wacela noxolo.	

GROUP GUIDED READING PROGRAMME

WEEK 5			
DATE:			
BOOK:		Vula Bula	
TITLE:		Sibhaka nomakhulu	
PAGES:		2A: 31-40	
LOOK & SAY WORDS:			
iqondo	ngemilinganiselo	ukubonda	kwizikhongozelo
ukulungelelanisa			
COMPREHENSION:			
Questions		Answers	
Benza ntoni abantwana phambi kokuba baqale ukubhaka?		Bavasa izandla zabo.	
Kufuneka iswekile engakanani?		Kufuneka ikomityi enye yeswekile.	
Ngubani ogalela ubisi ne-oli?		UBirdie ugalela ubisi ne-oli.	
Kutheni abantwana beqaba iipani ngamafutha?		Ukuba amaqebengwana angancamatheli epanini.	
Baza kuwatya nini abantwana amaqebengwana?		Ngengomso.	

WEEK 6			
DATE:			
BOOK:		Vula Bula	
TITLE:		Ncedani bo!	
PAGES:		2B: 1-10	
LOOK & SAY WORDS:			
ethubeleza	efunze	wagwencela	bexingile
ngocoselelo	enyamekile		
COMPREHENSION:			
Questions		Answers	
Kwakutheni ukuze ukati onamafutha akhwele emthini?		Wayefuna ukubamba atye incede encinci esemthini.	
Kwakutheni ukuze uSara akhwele emthini?		Wayecinga ukuba ukati onamafutha uxinge emthini.	
Umama uMina wazi njani ukuba abantwana bafuna uncedo?		Wabona uDon ekhwaza ecela uncedo.	
Kwenzeka ntoni kumama uMina?		Waphosa isebe wayokuxinga phakathi kwamanye amasebe.	
Wabanceda njani umalume uSoli?		Wabuya neleli.	

GROUP GUIDED READING PROGRAMME

WEEK 7			
DATE:			
BOOK:		Vula Bula	
TITLE:		Uphi uZinzi?	
PAGES:		2B: 11-120	
LOOK & SAY WORDS:			
ligqatse	ubhobhoyi	ilovane	uyangqengqa
icikilishe	ibingenzima		
COMPREHENSION:			
Questions		Answers	
Lenzeka phi eli bali?		Kufutshane nomlambo.	
Wayethunywe ntoni uZinzi?		Amanzi acocekileyo napholileyo emlanjeni.	
Kwakutheni ukuze wonke umntu abe unxaniwe?		Kwakushushu kakhulu nosapho lwalusebenza nzima.	
Wadibana naziphi izilwanyana uZinzi endleleni?		Ilovane, isele necikilishe.	
Wawathwala njani uZinzi amanzi?		Wawakha nge-emele wayingcekelela entloko.	

WEEK 8			
DATE:			
BOOK:		Vula Bula	
TITLE:		Iyho! Mkhulu lo mnqathe!	
PAGES:		2B: 21-30	
LOOK & SAY WORDS:			
ngelokuncama	yanyantsula	ongananzwanga	ungatsalekiyo
sibuthathaka	enkcenkceshela		
COMPREHENSION:			
Questions		Answers	
Walima ntoni umfama uNqaba?		Isitiya semifuno.	
Watyala mifuno mini?		litumato, iletisi, iitapile, neminqathe.	
Kwathatha ixesha elingakanani ukuba imifuno ilunge?		liveki ezimbalwa.	
Wayesenza ntoni ukukhathalela isitiya sakhe semifuno umfama uNqaba?		Wayenkcenkceshela izithole, ehla kula ukhula ehla ziya nomhlaba.	
Yintoni eyabangela ukuba angawutsali umnqathe wokugqibela umfama uNqaba?		Umnqathe wawumkhulu kakhulu.	

GROUP GUIDED READING PROGRAMME

WEEK 9			
DATE:			
BOOK:		Vula Bula	
TITLE:		Sidlala undize	
PAGES:		2B: 31-40	
LOOK & SAY WORDS:			
kunentshukumo	kwisigqumathelo	egungquzayo	efinyela
egcobile	kuyintswahla		
COMPREHENSION:			
Questions		Answers	
Kwakutheni ukuze uNdumiso angenelele emdlaweni?		Wayefuna ukudlala nabantu abadala.	
Kwakutheni uSandile ebala ukuya kutsho ku-20.		Ukunika ithuba elaneleyo lokuzimela abahlobo bakhe.	
Zintoni ezamkhokelela ukuba abafumane abahlobo bakhe uSandile?		Ziintshukumo nezihlangu ezivelileyo.	
Ingaba umama kaSandile wayebabizela ntoni abantwana?		Ukuba bazokutya.	
Wayezimele phi uNdumiso?		Phantsi kwetafile egumbini lokupheka.	

WEEK 10			
DATE:			
BOOK:		Vula Bula	
TITLE:		Sidlala undize	
PAGES:		2B: 31-40	
LOOK & SAY WORDS:			
Ndize	omnandi	Ndinguyelo	sonke
COMPREHENSION:			
Questions		Answers	
Ingaba uyawudlala uNdize nabahlobo bakho?		Impendulo yomfundi ngamnye.	
Uthanda ukuzimela phi xa udlala uNdize?		Nayiphi na impendulo efanelekileyo.	
Ngubani ozimele ngaphantsi kwebhedi?		NguMeg.	
Ngubani ozimele ngaphantsi kwetafile?		NguNdumiso.	
Fakela iimpawu zokubhala. ngubani lo		Ngubani lo?	

GROUP GUIDED READING PROGRAMME

Group Reading Programme:

Grade 3 TERM 2



WEEK 1			
DATE:			
BOOK:			
TITLE:			
PAGES:			
LOOK & SAY WORDS:			
COMPREHENSION:			
Questions		Answers	

WEEK 2			
DATE:			
BOOK:			
TITLE:			
PAGES:			
LOOK & SAY WORDS:			
COMPREHENSION:			
Questions		Answers	

GROUP GUIDED READING PROGRAMME

WEEK 3			
DATE:			
BOOK:			
TITLE:			
PAGES:			
LOOK & SAY WORDS:			
COMPREHENSION:			
Questions		Answers	

WEEK 4			
DATE:			
BOOK:			
TITLE:			
PAGES:			
LOOK & SAY WORDS:			
COMPREHENSION:			
Questions		Answers	

GROUP GUIDED READING PROGRAMME

WEEK 5			
DATE:			
BOOK:			
TITLE:			
PAGES:			
LOOK & SAY WORDS:			
COMPREHENSION:			
Questions		Answers	

WEEK 6			
DATE:			
BOOK:			
TITLE:			
PAGES:			
LOOK & SAY WORDS:			
COMPREHENSION:			
Questions		Answers	

GROUP GUIDED READING PROGRAMME

WEEK 7			
DATE:			
BOOK:			
TITLE:			
PAGES:			
LOOK & SAY WORDS:			
COMPREHENSION:			
Questions		Answers	

WEEK 8			
DATE:			
BOOK:			
TITLE:			
PAGES:			
LOOK & SAY WORDS:			
COMPREHENSION:			
Questions		Answers	


GROUP GUIDED READING PROGRAMME

WEEK 9			
DATE:			
BOOK:			
TITLE:			
PAGES:			
LOOK & SAY WORDS:			
COMPREHENSION:			
Questions		Answers	

WEEK 10			
DATE:			
BOOK:			
TITLE:			
PAGES:			
LOOK & SAY WORDS:			
COMPREHENSION:			
Questions		Answers	


POSTERS

Weeks 1 – 5: Visiting Grandma




POSTERS

Weeks 6 – 10: Under the Sea



CORE METHODOLOGIES





PHONICS: NEW SOUND AND PICTURE MIND MAP / IZANDI: ISANDI ESITSHA KUNYE NEMEPHU YENGGONDO ENEMIFANEKISO

Izixhobo Ezifunekayo:

- Unotsheluzwa wesandi
- Imifanekiso yezinto eziphathekayo eziqala ngesandi.

I-Orali:

Hlalisa abafundi ngocwangco ukuze baphulaphule ngenyameko.

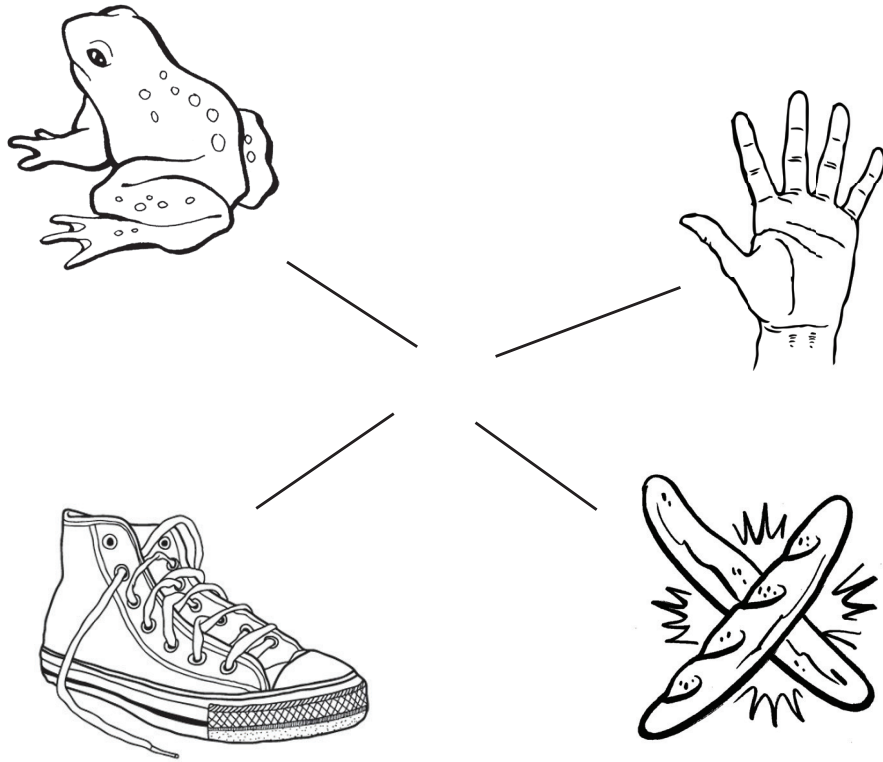
1. Biza isandi ze abafundi basiphindaphinde kathathu.
2. Emva koko, xelela abafundi ukuba bajonge bephulaphule xa ubiza ukwabonisa unotsheluzwa wesandi. Phinda-phinda isandi kathathu.
3. Cela amaqela awohlukeneyo nabafundi ngabanye ukuba bafunde isandi.
4. Bonisa abafundi imifanekiso okanye izinto eziphathekayo ezimalunga nesandi, ze ucele abafundi bazibize ezo zinto.
5. Buza abafundi ukuba ingaba banawo na amanye amagama abawaziyo asebenzisa isandi esingu - 's' phinda amagama ugxininise kwisandi eso.

Okubhalwayo:

1. Xelela abafundi ukuba batyhile kwiphepha elilandelayo nelicocekileyo ezincwadini zabo.
2. Bonisa abafundi ukuba sibhalwa njani isandi embindini wephepha.
3. Zoba izinto ezintandathu eziqala ngesandi ze zijikeleze isandi eso.
4. Abafundi mabakhuphele imephu yengqondo ezincwadini zabo.
5. Abafundi bangongeza eyabo imifanekiso kwimephu yengqondo.

CORE METHODOLOGIES

EXAMPLE / UMZEKELO:





PHONICS: NEW SOUND AND SPELLING WORDS / IZANDI: IZANDI EZINTSHA KUNYE NAMAGAMA OPELO

Izixhobo Ezifunekayo:

- Unotsheluzwa wesandi.
- Imifanekiso yezinto eziphathekayo eziqala ngesandi.
- Uluhlu lwamagama opelo lubhalwe ebhodini.

I-Orali:

1. Hlalisa abafundi ngocwangco ukuze baphulaphule ngenyameko.
2. Biza isandi kathathu ze abafundi basiphindaphinde kathathu.
3. Okulandelayo, xelesa abafundi ukuba bajonge bephulaphule xa ubiza ukwabonisa unotsheluzwa wesandi. Phinda-phinda isandi kathathu.
4. Cela amaqela awohlukeneyo nabafundi ngabanye ukuba bafunde isandi esikunotsheluzwa.
5. Bonisa abafundi imifanekiso okanye izinto eziphathekayo ezimalunga nesandi, ze ucele abafundi bazibize ezo zinto.
6. Bonisa abafundi imifanekiso okanye izinto eziphathekayo eziqala ngesandi, ze ucele abafundi bazibize ezo zinto.
7. Buza abafundi ukuba bangakwazi ukuwabona amanye amagama aqala ngesi sandi - phinda amagama ugxininise kwisandi eso.
8. Bhala uludwe / uluhlu lwamagama opelo ebhodini, krwela umgca ngaphantsi kwesandi kwigama ngalinye kuludwe lwamagama opelo asebhodini.
9. Funda uludwe lwamagama kunye nabafundi uchaze intsingiselo xa kukho imfuneko.

Okubhalwayo:

1. Bonisa abafundi ukuba sibhalwa njani isandi embindini wephepha.
 2. Zoba izinto ezintandathu eziqala ngesandi ze zijikeleze isandi eso.
 3. Abafundi mabakhuphele imephu yengqondo ezincwadini zabo.
 4. Abafundi bangongeza eyabo imifanekiso kwimephu yengqondo.
-
1. Xelesa abafundi ukuba batyhile iphepha elilandelayo nelicocekileyo ezincwadini zabo.
 2. Funda uludwe lwamagama opelo acwangciswe ebhodini:
 - Isihloko sibhalwe ekuqaleni kwephepha ngasekhohlo.
 - Umhla ubhalwe ekuqaleni kwephepha ngasekunene.
 - Amagama opelo acwangciswe ngononophelo ngokwentlantlu ezimbini.
 3. Abafundi mababhale umhla, isihloko namagama opelo kwincwadi zabo.
 4. Abafundi abagqibe kuqala, mabaziqhelanise namagama opelo.

CORE METHODOLOGIES

EXAMPLE / UMZEKELO:


Amagama Opelo: u-5

21 Eyokwindla 2016

1. isonka
3. isandla
5. isisu
7. usuku
9. isidodo

2. isali
4. isongololo
6. iseke
8. isihlangu
10. isiva

CORE METHODOLOGIES



PHONICS: WORD MIND MAPS / IZANDI: IMEPHU YENGQONDO ENAMAGAMA

Izixhobo Ezifunekayo:

- Unotsheluzwa wesandi
- Imifanekiso yezinto eziphathekayo eziqala ngesandi.

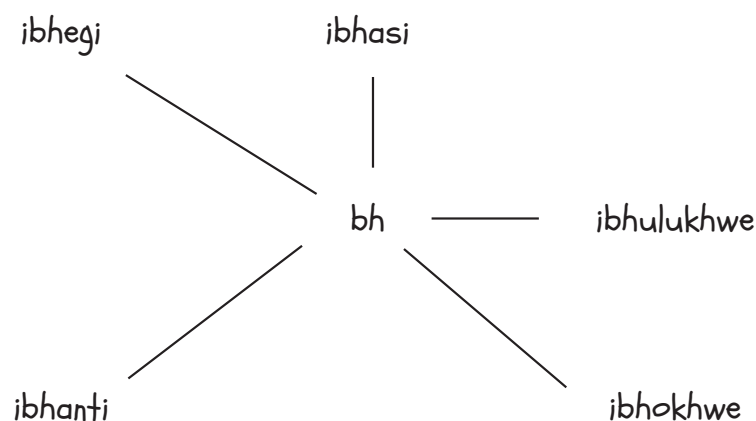
I-Orali:

1. Hlalisa abafundi ngocwangco ukuze baphulaphule ngenyameko.
2. Biza isandi ze abafundi basiphindaphinde kathathu.
3. Okulandelayo, xeleta abafundi ukuba bajonge bephulaphule xa ubiza ukwabonisa unotsheluzwa wesandi. Phinda-phinda isandi kathathu.
4. Cela abafundi ukuba bachonge amagama aqala ngesi sandi – phinda phinda ugxininise isandi.

Okubhalwayo:

1. Xeleta abafundi batyhile kwiphepha elilandelayo elicocekileyo ezincwadini zabo.
2. Baxebele ukuba babhale umhla kunye nesihloko.
3. Okulandelayo, baxebele ukuba babhale isandi embindini wephepha.
4. Okokugqibela, xeleta abafundi ukuba bazobe imigca emi 4-kwemi 6 esuka kwisandi.
5. Abafundi mababhale igama elisebenzisa isandi ekupheleni komgca.
6. Ukuba banalo ixesha, bangazoba umfanekiso ecaleni kwegama ngalinye.

EXAMPLE / UMZEKELO:





PHONICS: DBE WORKBOOK / IZANDI: INCWADI YOKUSEBENZELA YEDBE

Izixhobo Ezifunekayo:

- Unotsheluzi wesandi.
- Incwadi yokusebenzela yomfundi yeDBE.

I-Orali:

1. Hlalisa abafundi ngocwangco ukuze baphulaphule ngenyameko.
2. Cela amaqela awohlukeneyo nabafundi ngabanye ukuba bafunde isandi esikunotsheluzi.
3. Buza abafundi ukuba bangawachonga na amagama aqala ngesandi.

Okubhalwayo:

1. Xelela abafundi ukuba bavule iincwadi zabo zokusebenzela kwiphepha elililo.
2. Abafundi mabangaphakamisi usiba okanye ipensile ngokwangoku-mabaphulaphule ngenyameko.
3. Cacisa ngenyameko umsebenzi kubafundi ukuze bazi ngqo ekufaneleke ukuba bakwenze.

CORE METHODOLOGIES



PHONICS: SPIDER WORDS / IZANDI: AMAGAMA ESIGCAWU

Izixhobo Ezifunekayo:

- Isandi esibhalwe kwibhloko ebhodini.

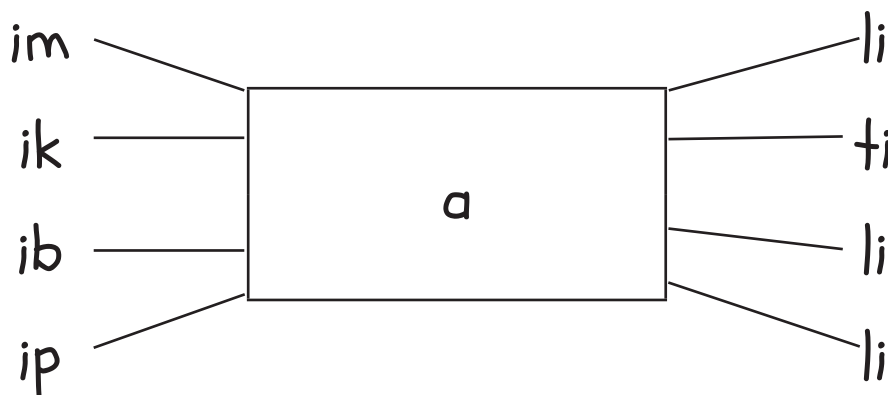
I-Orali:

1. Hlalisa abafundi ngocwangco ukuze baphulaphule ngenyameko.
2. Khomba isandi ebhodini ze abafundi basifunde.
3. Cela abantwana ukuba babize igama elisebenzisa isandi (Kungaba sekuqaleni kwegama okanye embindini wegama).
4. Ngelixa belibiza igama, babonise ukuba libhalwa njani njengegama lesigcawu, usebenzisa isandi esikwibhloko.
5. Bacacisele ukuba ibhloko isisiqu sesigcawu, kwaye amagama abonakala njengemilenze yesigcawu.

Okubhalwayo:

1. Coca ibhodi ushiye isandi esikwibhloko.
2. Xelela abafundi ukuba batyhile kwiphepha elilandelayo elicocokileyo kwiincwadi zabo.
3. Abafundi mababhale umhla kwakunye nesihloko: Amagama esigcawu, bakrwele umgca ngaphantsi koku.
4. Abafundi mababhale bejikeleza “umzimba” wesigcawu sabo. (Bafanele ukubhala amagama amane kuba izigcawu zinemilenze esibhozo.)

EXAMPLE / UMZEKELO:





PHONICS: SENTENCES / IZANDI: IZIVAKALISI

Izixhobo Ezifunekayo:

- Uludwe / uluhlu lwamagama abhalwe ebhodini.

I-Orali:

1. Hlalisa abafundi ngocwangco ukuze baphulaphule ngenyameko.
2. Bonisa abafundi uludwe lwamagama opelo abhalwe ebhodini.
3. Cela abafundi abohlukahlukeneyo ukuba bakunike isivakalisi esinegama lopelo.
4. Bhala isivakalisi ebhodini, ucacisa ukuba siqala ngonobumba omkhulu siphela ngesingxi. Krwela umgca ngaphantsi kwegama lopelo.
5. Xelela abafundi ukuba bazakubhala izivakalisi ezintathu ukuya kwisihlanu ezinegama lopelo.
6. Bhala la magama ebhodini ngeenjongo zokunceda abo bafundi bafuna uncedo.

Okubhalwayo:

1. Xelela abafundi ukuba batyhile kwiphepha elicocekileyo kwiincwadi zabo.
2. Abafundi mababhale umhla kunye nesihloko: Izivakalisi zopelo kwaye mabakurwelele umgca oku.
3. Abafundi mababhale ezabo izivakalisi ezintathu ukuya kwezintlanu eziquka amagama opelo.
4. Kwibanga loku 1, abafundi mababhale isivakalisi sibesinye.
5. Abafundi mabakrwele umgca ngaphantsi kwegama lopelo kwisivakalisi ngasinye.

EXAMPLE / UMZEKELO:

Izivakalisi zopelo

21 Eyokwindla 2016

1. Isitya sam sinesidudu esimnandi.
2. Isandla sam sicocekile.
3. Ndithanda isiva esisesiswini.
4. Sisihlangu sam esi.
5. USisa ubone isongololo elide.

CORE METHODOLOGIES



PHONICS: BUILDING AND BREAKING WORDS / IZANDI: UKWAKHA & UKWAHLUKANISA / UKUCAZULULA AMAGAMA

Izixhobo Ezifunekayo:

- Uludwe lwamagama opelo lubhalwe ebhodini.
- Isingxotyana esinoonobumba bezandi seqela ngalinye.

I-Orali:

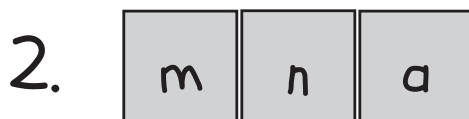
Hlalisa abafundi ngocwangco ukuze baphulaphule ngenyameko.

1. Nika iqela ngalinye isingxotyana esinoonobumba bezandi.
2. Xelela abafundi ukuba basebenzisane kwaye batshintshisane xa besakha amagama opelo abhalwe ebhodini.
3. Okulandelayo, coca ibhodi ze uxelele abafundi bazame ukwakha amagama ngoonobumba bezandi betshintshisana.
4. Besakuba bewakhile la magama, mabawacazulule bephuhlisa izandi.
5. Hamba phakathi kwabo ngeenjongo zokunceda abo bafuna uncedo.

Okubhalwayo:

1. Xelela abafundi batyhile kwiphepha elicocakileyo kwiincwadi zabo.
2. Abafundi mababhale umhla kunye nesihloko: Ukwakha amagama, kwaye bakukrwelele umgca oku.
3. Abafundi mababhale onke amagama abawakhileyo.

EXAMPLE / UMZEKELO:





PHONICS: SPELLING TESTS / IZANDI: UVAVANYO LOPELO MAGAMA

Izixhobo Ezifunekayo:

- Ikopi yovavanyo yamagama opelo lweveki.
- Uluhlu lwamagama opelo lubhalwe ebhodini.

I-Orali:

1. Hlalisa abafundi ngocwangco ukuze baphulaphule ngenyameko.
2. Fundisa abafundi ukuba babeke kakuhle iphepha lovavanyo lopelo magama.
3. Abafundi mababhale isihloko: Uvavanyo lopelo, kunye nomhla ekuqaleni kwephepha.
4. Abafundi mabaligobe iphepha ngokulinganayo libe ngamacala amabini, babhale amanani ukusuka ku 1-5 ngasekhohlo, kunye no 6-10 phantsi kumbindi wephepha.
5. Qalisa uvavanyo xa abafundi bekulungele ukubhala.

Okubhalwayo:

1. Biza ngokucacileyo inombolo u-1, ulandele ngokubizela igama.
2. Abafundi mababhale ngokucocekileyo igama ecaleni kwenani u-1.
3. Abafundi mabakrwele umgca omncinci ecaleni kwenani xa bengakwazi ukubhala igama.
4. Bakugqiba ukubhala amagama ali-10, abafundi mababhale isivakalisi abasibizelwayo, bafakele iimpawu zokubhala ezifanelekileyo.
5. Abafundi mababhale uvavanyo bethule kwaye bengajongi kwabanye abafundi.

Ukumaka:

- Lakuphela uvavanyo, xelela abafundi ukuba bazakumaka iincwadi zabo.
- Abafundi mabasebenzise ikhrayoni EBUKHALI yawo nawuphi na umbala.
- Biza izandi zegama lokuqala kuvavanyo lopelo. Bhala igama ebhodini ngoku ulibizayo.
- Xelela abafundi ukuba baliphawule igama ukuba libhalwe kakuhle, balihlabe ukuba alifani nelisebhodini ze babhale ecaleni kwalo eli libhalwe ebhodini.
- Qhuba ngolu hlobo kuwo onke la magama.
- Bhala isivakalisi sopelo ebhodini, bakhumbuze abafundi ngezandi ezenziwe kwiiveki ezidlulileyo.
- Abafundi mabanike inqaku elinye kwigama ngalinye elipelwe kakuhle.
- Amanqaku ovavanyo ewonke ali-15.
- Wakugqiba ukuphawula, qokelela iincwadi zabafundi ukuze ukwazi ukubona abafundi abaqhuba kakuhle.

CORE METHODOLOGIES

EXAMPLE / UMZEKELO:

Uvavanyo lopelo

21 Eyokwindla 2016

1. isonka

2. isali

3. isandla

4. isongololo

5. isisu

6. isihlangu

7. usuku

8. isele

9. isidudu

10. isiva

Isonka sam sine songololo.



HANDWRITING: GRADE 1 - WRITING A NEW LETTER / UKUBHALA NGESANDLA: IBANGA 1 - UKUBHALA UNOBUMBA OMTSHA

Qaphela:

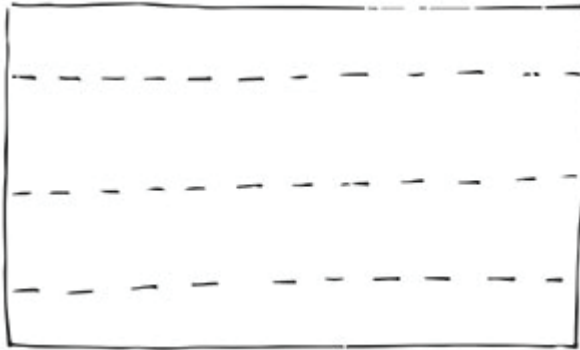
Kwisiqingatha sokuqala sonyaka kwiBanga1, abafundi bafunda oonobumba abancinane. Ukusukela phakathi enyakeni, bafunda oonobumba abakhulu. Ekupheleni konyaka, kufuneka bakwazi ukubhala ngotyibiliko oonobumba abancinci noonobumba abakhulu bengadibanisi.

Izixhobo Ezifunekayo:

- Ibhodi ecocekileyo.
- Itshati yobhalo lwesandla.
- Abafundi babhala kwiincwadi ezingenamigca okanye ezinemigca engama 17mm (ngexesha)
- Abafundi babhala ngeekhrayoni ezinamafutha (wax) okanye ngeepensile (ngexesha)

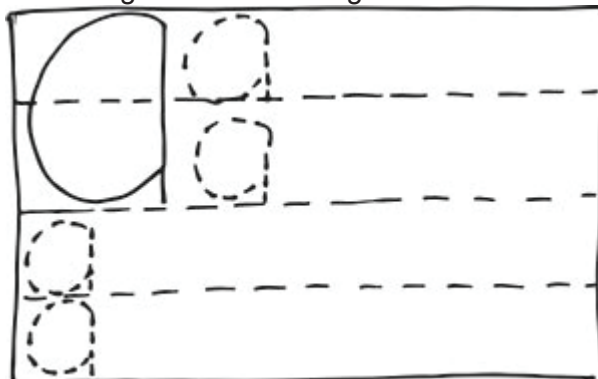
Amalungiselelo:

1. Lungisa iincwadi zabafundi ngolu hlobo:
 - a. Jika incwadi ime ngobubanzi.
 - b. Goba iphepha embindini, phinda uligobe kwakhona wenze



imigca emithathu.

- c. Bhala unobumba omncinci ekuqaleni kwephepha ngasekhohlo, ukuya kumbindi wephepha.
- d. Lungisa oonobumba bemigca eqhawu-qhawukileyo ngokwalendlela engezantsi:



CORE METHODOLOGIES

I-Orali:

1. Hlalisa abafundi ngocwangco ukuze baphulaphule ngenyameko.
2. Xelela abafundi ukuba uzakubafundisa ukubhalwa kwesandi: u- a
3. Xelela abafundi abangamanxele ukuba basonge iingalo zabo. Uzakubanika ithuba labo.
 - a. Yima ufulathele abafundi, ze uphakamise isandla sakho sasekunene, ubhale unobumba ngomnwe emoyeni.
 - b. Phinda phinda le nkqubo.
 - c. Phinda phinda ngaphezu kwamatyeli amathathu, ukuze abafundi abasebenzisa isandla sasekunene bakulinganise besebenzisa umnwe wabo wokukhomba.
4. Ukuba unabafundi abasebenzisa isandla sasekunxele yenza oku kulandelayo:
5. Xelela abafundi ababhala ngesandla sasekunene basonge izandla zabo.
 - a. Yima ufulathele abafundi, ze uphakamise isandla sakho sasekhohlo, ubhale unobumba ngomnwe emoyeni.
 - b. Xelela abafundi ngento oyenzayo njengokuba ubhala.
 - c. Phinda phinda ngesandla sakho sasekhohlo ukuze abafundi abasebenzisa isandla sasekhohlo bakulinganise.
6. Okulandelayo, xelela abafundi ukuba babhale ngeminwe yabo kwiitafile zabo.
7. Okokugqibela, xelela abafundi ukuba batshintshane ngokubhala unobumba kwimiqolo yabo.

Okubhalwayo:

1. Yalela abafundi ukuba bavule iincwadi zabo.
2. Fundisa abafundi ukuba babeke umnwe wabo wokukhomba ekuqaleni kukanobumba omkhulu, bacinezele phezu kukanobumba, belandela indlela eyiyo abhalwe ngayo.
3. Okulandelayo, bonisa ukuba ubhalwa njani na unobumba ebhodini.
4. Abafundi mabacinezele phezu konobumba umkhulu okwexeshana, besebenzisa ikhrayoni.
5. Xelela abafundi ukuba bacinezele phezu koonobumba abangamachaphaza, besebenzisa ikhrayoni.
6. Xelela abafundi ukuba babhale unobumba bengancediswa.
7. Jikeleza apha eklasini ujonge ukuba abafundi babhala into eyiyo na.
8. Bakubhala abafundi ngendlela eyiyo, babonise ukuba siyashiywa isithuba phakathi kwamagama, kwaye mabagqibezele oonobumba abakwimiqolo.
9. Ukuba ixesha lisekhona, biza abafundi ukuze bamamele ngenyameko.
10. Bhala ngocoselelo igama ebhodini, cacisa ngalo ngoku ubhalayo.
11. Abafundi mabakope balibhale eli gama kwiincwadi zabo.



**HANDWRITING: GRADE 2 - WRITING NEW LETTER(S),
WORDS AND PATTERN /
UKUBHALA NGESANDLA: IBANGA 2 - UKUBHALWA
KONOBUMBA / OONOBUMBA ABATSHA,
AMAGAMA NEEPATHENI.**

Qaphela:

Kwisiqingatha sokuqala kwiBanga 2, abafundi bazakuqhubeka bephucula isantya notyibiliko ababhala ngaso xa bebhala oonobumba abancinci nabakhulu bengadibanisi. Ukusukela phakathi enyakeni, abafundi bafunda ukubhala ngokudibanisa. Le nkqubo ibonisa ukubhala ngokudibanisa.

Izixhobo Ezifunekayo:

- Ibhodi ekrwelwe imigca.
- Itshati yobhalo lwesandla.
- Abafundi babhala kwiincwadi ezinemigca engama 17mm okanye imigca esi 8.5mm (ngexesha)
- Abafundi babhala ngepensile okanye ipeni (ngexesha)

I-Orali:

1. Hlalisa abafundi ngocwangco ukuze baphulaphule ngenyameko.
2. Qinisekisa ukuba ikrweliwe imigca ebhodini yokubhala ubhalo lwesandla.
3. Xelela abafundi ukuba mabakuqwalasele njengokuba ubhala ebhodini.
4. Bhala amagama ngononophelo, ucacisela abafundi lento uyibhalayo ngoku uqhubekayo ubhala.
5. Bhala izivakalisi ngononophelo, ucacisela abafundi lento uyibhalayo ngoku uqhubekayo ubhala. Khumbuza abafundi ukuba babeke umnwe wokukhomba kule ndawo baqala kuyo ukubhala, ukushiya isithuba esingangomnwe phakathi kwamagama, ukusebenzisa iimpawu ezifanelekileyo zokubhala. Bakhumbuze njalo ukuba ubhalwa njani unobumba omkhulu.
6. Bakhumbuze abafundi ngeziphene ezenzeka njalo, umz. ukungabhali /ukungavali oonobumba, ukubhala kakhulu/ ukuxabela okanye kancinci kakhulu/ ukumfikimfela, ukungabhali emigceni nokungashiya zithuba phakathi kwamagama.

Okubhalwayo:

1. Xelela abafundi ukuba babhale umhla ngasekunene ekuqaleni kwephepha bawukwelele umgca, bakugqiba bakope isandi ngononophelo, amagama, izivakalisi kunye nepatheni.
2. Jikeleza ngelixa abafundi bebhala ulungise iziphene ukwabanika nengxelo ngomsebenzi wabo.
3. Bakhumbuze abafundi ukuba bangajonga itshati yobhalo lwesandla njengesikhokelo.

CORE METHODOLOGIES

EXAMPLE / UMZEKELO:

Ukubhala ngesandla 21 Eyokwindla 2016

sh sh sh sh sh sh sh sh sh sh sh sh

ishumi, isheleni, ubushushu, ishishini

Umama ushiye ishumi lakhe eSheshegu.



HANDWRITING: DBE WORKBOOK / UKUBHALA NGESANDLA: INCWADI YOKUSEBENZELA YEDBE

Izixhobo Ezifunekayo:

- Ibhodi ecocekileyo enemigca ekrweliweyo.
- Itshati yobhalo lwesandla.
- Incwadi yabafundi yokusebenzela ye DBE.

I-Orali:

1. Hlalisa abafundi ngocwangco ukuze baphulaphule ngenyameko.
2. Qinisekisa ukuba ikrweliwe / izotywe imigca ebhodini yokubhala ubhalo lwesandla.
3. Xelela abafundi ukuba mabakuqwalasele njengokuba ubhala ebhodini.

Okubhalwayo:

1. Xelela abafundi ukuba batyhile iphepha elifanelekileyo kwiincwadi zabo ze-DBE.
2. Bacacisele ukuba mabenze ntoni.
3. Xelela abafundi ukuba baqalise.



READING: LOOK AND SAY WORDS / UKUFUNDA: AMAGAMA AJONGWA ABIZWE

Izixhobo Ezifunekayo:

- Oonotsheluzi bamagama.
- Imifanekiso yezixhobo ezizizo ukucacisa igama (ukuba kuyimpumelelo).
- Amacwecwe abafundi okufunda.

I-Orali:

1. Hlalisa abafundi ngocwangco ukuze baphulaphule ngenyameko.
2. Cacisela abafundi ukuba uzakufunda ibali ze ubuze imibuzo ebhekiselele kwibali.
3. Ngaphambi koko kufaneleke ukuba sifunde amagama amatsha.
4. Phakamisa unotsheluzi omnye ze ubize igama kabini, ngoku abafundi bekujongile.
5. Ukuba unawo umfanekiso wesixhobo esisiso, bonisa abafundi.
6. Apho kukho imfuneko, buza intsingiselo yegama kubafundi-mabakubonise okanye bayicacise.
7. Okulandelayo, abafundi mabafunde igama- beyiklasi, bengamaqela okanye bengabanye.
8. Xelela abafundi ukuba bajonge ubume nobude begama, kunye nonobumba wokuqala. Abafundi kufuneka balikhumbule ukuba lime njani igama. Baxelele ukuba bathathe umfanekiso wegama ngamehlo abo.
9. Yazisa igama elilandelayo kwangoluhlobo.
10. Bonisa onotsheluzi bamagama amabini, xelela abafundi abohlukeneyo ukuba bafunde igama.
11. Qhuba ngale ndlela kude kuphele amagama esi sifundo.
12. Phinda ujonge amagama wonke kwakhona.
13. Ukuba kukho abafundi abasasokoliswa ngamanye amagama, gxininisa ubancede kuwo lo magama.



READING: PHONIC DECODING / UKUFUNDA: UPHUHLISO ZANDI

1. Uphuhliso zandi kuxa ubiza amagama ngokwezandi zawo.
2. Ukuba umfundi uyafunda, ze afumane ubunzima myalele ukuba abize izandi zegama elo ukuze alazi igama.
3. Mncedise umfundi ngesandi sokuqala ukuba ufumana ubunzima.
4. Xa sele egqibile ukuzibiza zonke umfundi izandi ngokonwabu, yithi makaphinde azibize ngokukhawuleza kweli tyeli.
5. Sebenzisa izandla zakho ukubonisa umfundi ukuba abize izandi zonke ade alive igama.
6. Umzekelo:
 - a. Umfundi akakwazi ukufunda “uhadi”.
 - b. Mcele ukuba alibize elo gama.
 - c. Mnike isandi sokuqala, ‘u’.
 - d. Mncede ukulibiza ucotha: u...h...a.....d.....i
 - e. Mcele ukuba alibize kwakhona,ngokukhawuleza : u...h...a...d...i
 - f. Sebenzisa izandla zakho ukubonisa umfundi ukuba abize izandi , umcele ukuba alibize ngokukhawuleza:uha...di.
 - g. Kwakhona: uha...di.
 - h. Kengoku igama: uhadi
7. Ezinye iindlela zokuncedisa uphuhliso zandi zifana nezi :
 - a. Ukucela umfundi afunde isigaba esinye segama, aze abize izandi zesinye isigaba segama
 - b. Ukujonga isakhi segama esisekuqaleni nesisekugqibeleni, umzekelo:
kha-la
 - c. Ukunceda umfundi ohlule igama elide libe ngamalungu
8. Qaphela: Esi sisakhono esinzima kakhulu. Nika abafundi uncedo olukhulu kuqala, yiba nomonde, ubanike namathuba amaninzi ukuba baziqhelanise.



READING: SHARED READING / UKUFUNDA: UKUFUNDA NOTITSHALA

Izixhobo Ezifunekayo:

- Oonotsheluzi abanamagama ajongwa afundwe (look and say words)
- Itekisi ezakufundwa

Qaphela:

- Xa kufundwa notishala bonke abafundi bafunda itekisi enye. Kungaba yincwadi enkulu, ingaba yiyo nayiphina itekisi eqhelekileyo, njengencwadi yokufunda yeDBE.
- Injongo yokufunda notishala kukuba abafundi balive ibali njengomfundi (reader) onamava okufunda.
- Loo nto ithetha ukuthi kufanele bakhuthazwe abafundi ukuba balandele ibali, baliqonde, kwaye bacinge nangabalinganiswa.
- Abafundi bawukwazi ukufunda ngokungalingelekanga, njengokuba befunda, kwaye bawabone amagama asephapheni.
- Kufuneka usebenzise isifundo sokufunda notishala njengethuba lokufundisa igruma nesigama kubafundi. Enza oku ngokungalingelekanga xa ubona iimpawu zetekisi. Umzekelo, ungaxininisa ngendlela isenzi esitshintsha ngayo ukubonakalisa ixesha (tense).
- Uzakuba nezifundo ezine zokufunda notishala kwiveki nganye. Uyacelwa ukuba wenze ezi zifundo zilandelayo kwezo zifundo zine:

ISIFUNDO 1: NGAPHAMBI KOKUFUNDA (PRE-READING)

1. Hlalisa abafundi ngocwangco ukuze baphulaphule ngenyameko.
2. Fundisa abafundi amagama akoonotsheluzi.
3. Cela abafundi batyhile iincwadi zabo zeDBE kwiphepha elichanekileyo.
4. Xelela abafundi bajonge isihloko sebali nemifanekiso.
5. Cela abafundi baxelele / baqashele ukuba ibali lingantoni na ngokujonga kwisihloko nemifanekiso.
6. Yalela abafundi bakhangele bachonge amagama akoonotsheluzi kwitekisi.

ISIFUNDO 2: UKUFUNDA EKUQALENI (FIRST READ)

1. Hlaziya / qhelanisa abafundi namagama ajongwa afundwe.
2. Emva koko, yenza umfuziselo / bonisa abafundi indlela yokufunda itekisi ngokuvakalayo, ngokucacileyo nangokufanelekileyo, ngelixa abafundi belandela ezincwadini zabo.
3. Funda ngesantya esisiso – ungacothi xa ufunda, ungafundi ngelizwi elingathi lelifulayo.
4. Kwibali lonke, phumla xa ufunda ubuze imibuzo ukuqinisekisa ukuba abafundi bayayiqonda itekisi.
5. Ekupheleni kwitekisi, nika abafundi umzuzu wokucinga ngetekisi, uze ubuze imibuzo ngetekisi. Umzekelo: Ingaba ulithandile ibali okanye hayi? Ngoba? Ngubani ofuna ukundixelela?

ISIFUNDO 3: UKUFUNDA KWESIBINI (SECOND READ)

1. Funda ibali ngokuvakalayo kwakhona, ngeli xesha unike abafundi ithuba lokuba bafunde nawe. Fundela phezulwana nangesantya esisiso – ungasithobeli abafundi isantya sokufunda.
2. Ekupheleni kwephepha okanye kwecandelo ngalinye, xoxa ngophuhliso lwesigama, ukuqonda okufundiweyo, uphuhliso lwezandi nokwakhiwa kwetekisi (igrama, iimpawu zokubhala, njalo njalo.)
3. Funda itekisi kwakhona – ngeli thuba, cela amaqela awohlukeneyo nabafundi abambalwa bafunde itekisi ngokuvakalayo nawe. Bonke abanye abafundi mabafunde balandele ezincwadini zabo ngeli xesha.

ISIFUNDO 4: NGASEMVA KOKUFUNDA (POST-READING)

1. Kwesi sifundo, yenza umsebenzi owenziwa emva kwesifundo sokufunda.
2. Ungenza isifundo sokuqondisisa ngomlomo (oral comprehension task) – imibuzo ifakelwe kwinkqubo yokufunda.
3. Ungacela abafundi babalise ibali kwakhona kumaqela abo, okanye babalisele abalingane babo.
4. Ungabeka abafundi kumaqela ubacele benze umdlalo wendawo ethile ebalini.
5. Ungabuza eminye imibuzo ekwinqanaba eliphezulu ezakukhokelela engxoxweni. Umzekelo: Ingaba ucinga ukuba kufanelekile ukuthatha into engeyoyethu, Ucinga ukuba ingafaneleka nini into enjalo, ngoba?
6. Ukuba ufuna isifundo esizakwenziwa kuthulwe, cela abafundi bazobe umboniso othile ebalini, bafakele iilebhuli kumfanekiso, okanye babhale isihlokwana somfanekiso / somzobo.

JIKELELE / NGOKUBANZI:

- Qinisekisa rhoqo ukuba ukufunda notitshala ngamava awakhayo kubafundi.
- Bancome xa bezama.
- Vumela abafundi balonwabele ibali.
- Ukwakhiwa kokuzithemba nokukholelwa ngeyona nto ibalulekileyo xa kufundwa.



READING: GROUP GUIDED READING / UKUFUNDA: UKUFUNDA NGAMAQELA NGONCEDO LUKATITSHALA

Qaphela:

- Ukufunda ngokwamaqela kuxa abafundi befundela utishala kumaqela amancinci.
- Injongo yokufunda ngokwamaqela kukuvumela utishala ukuba asebenze nabafundi ukuphucula izakhono zabo zokufunda.
- Loo nto ithetha ukuba abafundi mababe kumaqela apho IZINGA LOBUKRELEKRELE LILINYE – abafundi kumaqela mababe nobunzima obufanayo nezakhono ezifanayo.
- Loo nto ithetha ukuthi, ukuba utishala unceda umfundi omnye, uyakube enceda abafundi BONKE.
- Kubalulekile ukuhlaziya indlela owayile ngayo amaqela akho ukuze abafundi bafunde nabafundi abakwinqanaba elifanayo.

Izixhobo Ezifunekayo:

- Oonotsheluzi bamagama ajongwa abizwe.
- Itekisi yokufunda.
- Imibuzo yomlomo esekelwe kumhlathi.
- Incwadi yakho yokurekhodisha Ukumaka.

I-Orali:

1. Qinisekisa ukuba abafundi bayazazi ukuba bakweliphi iqela lokufunda – nika iqela ngalinye igama.
2. Bizela iqela kwindawo/ kwikona yokufundela. Le kufuneka ibe yindawo eklasini apho unokukwazi ukuhlala neqela labafundi, ngaxeshanye ubone bonke abafundi apha eklasini.
3. Fundisa abafundi ukuba beze ngokukhawuleza kule kona, kwaye baphathe iincwadi zabo zokusebenzela ze DBE.
4. Hlala kwisangqa kunye neqela elo.
5. Fundisa abafundi amagama ajongwa afundwe.
6. Okulandelayo, xelela abafundi ukuba bajonge isihloko sebali kwakunye nemifanekiso, kwaye baqikelele ukuba ibali lingantoni.
7. Vumela abafundi bazifundele itekisi ngokuthe cwaka.
8. Fundela abafundi itekisi ukhwaze. Mabalandele ke kwiincwadi zabo.
9. Okulandelayo, phula-phula umfundi ngamnye ezifundela itekisi, indawana yetekisi ngaphandle kokuncediswa.
10. Nceda abafundi ngobuchule “bokuhlasela amagama” ngokuthi wenze umfuziselo okanye isikhokelo.

Umzekelo:

- Ingaba liyavakala kuwe?
- Leliphi igama elinokuvakala ngcono kwesi sivakalisi?
- Jonga kumfanekiso, ucinga ukuba ungantoni?
- Ingalilo elo gama, kodwa jonga isandi sokuqala kwakhona.
- Zama ukubiza izandi zegama elo.

CORE METHODOLOGIES

- a. Qwalasela igama – linezigaba ezibini. Ingaba uyasibona isigaba sesibini ukuba sithini na? Ewe, bawo. Ngoku biza izandi zesigaba sokuqala...d...a...d...o. Ungalifunda lonke igama? Dadobawo.
 - b. Ingaba uyakhumbula sifunde amagama anesandi u 'ali'? Ingaba uyalibona eli gama ukuba lino 'ali'? Ngoku jonga ilungu lokuqala. 'im-'. Biza izandi zegama lonke. i...m...a...l...i... imali.
11. Njengokuba abafundi befunda, gxininisa kwizakhono zabo nobunono. Bancedise ukuphimisela amagama ngendlela eyiyo, ukukhumbula ukujonga nokubiza amagama, bephucula ukufunda kwabo gabalala.
 12. Buza umfundi ngamnye umbuzo okhawulezileyo ukujonga ukuba uyaliva na ibali.
 13. Bancome abafundi ngemizamo yabo ukukhulisa ukuzithemba.
 14. Phawula kuhlolo olungekho sesikweni ngenkqubela yomfundi ngamnye kwincwadi yakho yokurekhodisha.
 15. Xa bonke abafundi sele befundile ngabanye, baxelele ukuba bafunde isifundo kwakhona. Mabakwenze oku ngokuthi bafunde itekisi yonke kwakhona kuthe cwaka.
 16. Buza abafundi ke ngoku imibuzo yokuqonda esesikweni nemibuzo yengxoxo ukwakha isigama, igrama nokuqonda okuphangaleleyo lwetekisi.
 17. Khumbula: Ukuyiqonda into oyifundayo kubalulekile!



READING: PAIRED AND INDEPENDENT READING / UKUFUNDA: UKUFUNDA NGABABINI NANGABANYE

1. Ukufunda ngababini nangabanye kungenziwa naninina, xa abafundi begqibile ukwenza umsebenzi wabo, okanye xa unemizuzu onokuyisebenzisa.
2. Kwaye, fundisa abafundi bafunde ngababini nangabanye xa uphulaphule ukufunda kwamaqela. Xa abafundi begqibile ngomsebenzi obhalwayo, mabaqeqeshwe baqhele ukulanda incwadi baze bazifundele ngokuthe cwaka okanye bafunde nomlingane.
3. Le ncwadi ingayincwadi efundwa ngamaqela, incwadi yokusebenzela yeDBE, okanye nayiphi na incwadi 'eyonwabisayo' efumanekayo nenokufundwa ngabafundi.
4. Zama ukukhetha iincwadi ezifanele abafundi uzibeke kwindawo enye, uze uqeqeshe abafundi bahambe bakhethe incwadi ngokuthe cwaka. Kwaye khumbula ukubaqeqesha ukubuyisa incwadi ekupheleni kwexesha lokufunda.
5. Fundisa abafundi ngobuchule bokusebenzisa iminwe emihlanu xa befuna uncedo ngokufunda ngababini okanye bodwa:
 - Ubhontsi: lishiye igama usifunde sonke isivakalisi.
 - Umnwe wokuqala: jonga emfanekisweni.
 - Umnwe wesibini: jonga igama ubone uba akho na amalungu owaziyo egameni.
 - Umnwe wesithathu: funda izandi ozaziyo zegama elo.
 - Umnwe wesine: Cela uncedo lokufunda igama okanye ukwazi intsingiselo yalo.



READING: READ-ALOUDS /

UKUFUNDA: UKUFUNDA NGOKUVAKALAYO KUKATITSHALA

1. Alikho ixesha elisesikweni lokufunda ngokuvakalayo.
2. Zama ukufumana ixesha lokufundela abafundi ngokuvakalayo ngexesha lokufundisa. Oku kungenziwa phambi kwexesha lokudlala okanye ekupheleni kwemini. Kungenziwa oku xa abafundi bezoba umfanekiso okanye befakela imibala.
3. Khetha incwadi abafundi abazokuyonwabela, enabalinganiswa abanika umdla, enebali elimnandi okanye elihlekisayo.
4. Hlalisa abafundi ngocwangco phambi kokuba ufunde, baqeqeshe baphulaphule ngokuthe cwaka xa kufundwa.
5. Funda ngelizwi elicacileyo nelivakalisa uvakalelo.
6. Bonisa abafundi imifanekiso xa ufunda. Qinisekisa ukuba bonke abafundi bayayibona imifanekiso.
7. Ngelixa ufunda, buza imibuzo ukhangele ukuba abafundi bayakuqonda okufundwayo na. Khumbula ukubuza imibuzo ngokwamanqanaba awohlukeneyo.
8. Ekupheleni kwecandelo okanye kwephepha, yila ingxoxo yokwakha isigama, ukuqonda, uphuhliso lwezandi, igrama nobuchule bokusetyenziswa kweempawu zokubhala.
9. Ukuba ufunda ibali elide, ungalivumeli ixesha elide lidlule phakathi kwamacandelo afundwayo. Akufuni abafundi balibale umxholo webali.
10. Sebenzisa ezi zifundo ukuzama ukwakha uthando lwamabali nokufunda kubafundi.

CORE METHODOLOGIES



LISTENING & SPEAKING LESSONS / IZIFUNDO ZOKUPHULAPHULA NOKUTHETHA

Ixesha lezifundo Zokuphulaphula Nokuthetha litshintshiwe. Ngoku uzakulandela la maxesha angezantsi ukufundisa ezi zifundo.

Lwesine: Imizuzu engama 30

Lwesihlanu: Imizuzu eli 15

Uzakuqhubeka usenza ezi zifundo njalo kwiiveki ezimbini (2 week cycle). Sebenzisa eli xesha lingezantsi.

Iveki 1 NgoLwesine	Imizuzu emi 5	Umsebenzi Wepowusta
	Imizuzu eli 10	Igalelo likatitshala – cacisela abafundi ngomsebenzi wohlolo.
	Imizuzu eli 15	Phulaphula abafundi begqibezela umsebenzi wohlolo.
Iveki 1 NgoLwesihlanu	Imizuzu emi 5	Umbongo / Ingoma / Umdlalo
	Imizuzu eli 10	Phulaphula abafundi begqibezela umsebenzi wohlolo.
Iveki 2 NgoLwesine	Imizuzu emi 5	Umsebenzi Wepowusta
	Imizuzu engama 25	Phulaphula abafundi begqibezela umsebenzi wohlolo.
Iveki 2 NgoLwesihlanu	Imizuzu emi 5	Umbongo / Ingoma / Umdlalo
	Imizuzu eli 10	Phulaphula abafundi begqibezela umsebenzi wohlolo.

Unemizuzu engama 60 yokuphulaphula kubo bonke abafundi begqibezela umsebenzi wohlolo.

Zama ukusebenzisa ubuchule (creative) uphulaphule abafundi abangaphezu komnye ngexesha xa ukwazi.

Kwaye, sebenzisa naliphi na ixesha elikhoyo, uphulaphule abafundi abambalwa xa abafundi besebenza bebodwa (independently).



LISTENING & SPEAKING: POSTERS / UKUPHULAPHULA NOKUTHETHA: IIPowusta

Qaphela:

- Uzakwenza umsebenzi kwipowusta imizuzu elishumi ngoLwesine.
- Kwiveki enye, uzakuba neengxoxo ngepowusta.
- Kwiveki elandelayo, uzakufundisa abafundi amagama amatsha akwipowusta.

Izixhobo Ezifunekayo:

- Ipowusta esiyinikiweyo.
- Uludwe lwemibuzo yengxoxo / amagama asetyenziswayo/ imiyalelo.

Amalungiselelo Emisebenzi Yonke Yeepowusta:

1. Lungisa ikhosi ukuze bonke abafundi babenako ukuyibona ipowusta.
2. Yibeke ngononophelo ipowusta endaweni ebonakalayo.
3. Biza abafundi ukuba bahlale ngocwangco emethini. Cula ingoma okanye udlale umdlalo wenzele ukuba abafundi baye ngokukhawuleza emethini.

Ingxoxo ngePowusta:

1. Xelela abafundi ukuba bajonge ipowusta ngononophelo.
2. Bacacisele ukuba xa ubuza umbuzo, ukuba bayawuphendula, mabaphakamise isandla.
3. Buza imibuzo wakugqiba uvumele abafundi abohlukeneyo baphendule.
4. Phendula imibuzo yabafundi. Ukuba baphendule into eyiyo, bakhuthaze ubancome. Ukuba basondele kwimpendulo eyiyo, baxelele, kwaye ubuze kwakho omnye umbuzo. Ukuba baphendule into eyiyo, baxelele impendulo wakugqiba ubabulele ngokuzama. Buza omnye umfundi.
5. Buza imibuzo ngqo. Loo nto ithetha ukuba uyakubiza abafundi abathile ukuba baphendule imibuzo.
6. Banike imibuzo, le mibuzo yicacacele abafundi bonke abaseklasini – buza abafundi abohlukahlukeneyo.
7. Kwimibuzo embaxa, xelela abafundi ukuba basebenze ngababini. Buza imibuzo ze uxelele abafundi ukuba mabayixoxe impendulo noogxa babo.
8. Ngoku, hlalisa abafundi ze ubuze omnye okanye ababini abafundi baxoxe ngeempendulo zabo nekhosi.
9. Qiniseka ukuba uzabaxelele ngemibuzo embaxa, ayinampendulo eyiyo. Abafundi mabazame ukunika isizathu sempendulo abayinikayo.

Isigama sePowusta:

1. Yiba noluhlu lwamagama akwipowusta.
2. Xelela abafundi ukuba bajonge ipowusta ngononophelo.
3. Xelela abafundi ukuba uzakubiza igama, ke ufuna umfundi abe

CORE METHODOLOGIES

- mnye akhombe elo gama kwipowusta.
4. Biza igama lokuqala ube sele uvumela umfundi omnye okanye ababini bakhombe igama kwipowusta
 5. Okulandelayo, buza abafundi ukuba bangakwazi na ukulicacisa igama. Vumela umfundi omnye okanye ababini baphendule.
 6. Okokugqibela, xelela abafundi ukuba basebenze ngababini basebenzise igama kwisivakalisi. Bayeke baxoxe okwexeshana, cela isibini esinye okanye ezibini zabelane ngezivakalisi.
 7. Bonisa abafundi ukuba libhalwa njani igama ngokuthi ulibhale ebhodini.
 8. Qhuba wenze njalo nangamanye amagama akuluhlu lwakho.



LISTENING & SPEAKING: GAMES, SONGS, RHYMES / UKUPHULAPHULA NOKUTHETHA: IMIDLALO, IINGOMA, IMIBONGO

Qaphela:

- Uzakwenza umdlalo/ingoma/umbongo imizuzu elishumi kwisifundo sangoLwesihlanu.

Izixhobo Ezifunekayo:

- Umdlalo, ingoma okanye umbongo okhethiweyo.

Ukuzilungiselela:

- Hlalisa abafundi ngocwangco kwiidesika zabo okanye kwindawo evulekileyo, kuya ngokomsebenzi ozakuwenza.

IINGOMA /IMIBONGO

- Fundisa abafundi ukucula iingoma okanye ukucengceleza imibongo.
- Zama ukukhetha iingoma nemibongo eneentshukumo. Khuthaza bonke abafundi bathathe inxaxheba kwaye benze neentshukumo.
- Khuthaza abafundi bonwabele isingqisho nolwimi lweengoma nemibongo, khankanya izandi eziphindwayo, izingqisho ezicothayo nezizamendu, nantoni na eyonwabisayo kwingoma nombongo lowo.
- Ubuchule obububo kukufundisa abafundi iingoma namabali aqhelekileyo kwizinto ezenziwa rhoqo eklasini. Umzekelo, 'Le yindlela yokuvala iincwadi , yokuvala iincwadi, yokuvala iincwadi. Le yindlela yokuvala iincwadi, xa sigqibile ngomsebenzi.'

IMIDLALO

1. Dlala umdlalo nabafundi okhuthaza ukukhula nokuthethwa kolwimi ngokonwaba.
2. Cacisela abafundi ngemithetho yemidlalo ukuze abafundi bakwazi okulindelekileyo kubo.
3. Ungadlala umdlalo wolwimi lwakho, okanye omnye wale ilandelayo imidlalo:

USimon uthi:

- Abafundi bakopa okwenziwa ngutitshala xa esithi 'USimon uthi yenza lento' enze emlinganisa.
- Abafundi abamlinganisi utitshala xa esithi 'Yenza oku' ze angakwenzi.
- Ukuba umfundi uyawushukumisa umzimba xa utitshala esithi 'Yenza Oku', umfundi uyakukhutshwa emdlalweni.

Ndiye evenkileni ndathenga...

- Lungisa abantwana kwizangqa ezili 10.
- Yonyula inkokheli yeqela – umfundi okwaziyo ukugcina imiyalelo nonezakhono zokukhokela.
- Khumbuza abafundi ngezinto zonke abazibonileyo kwipowusta.

CORE METHODOLOGIES

Baxebele ukuba bazakudlala umdlalo wokuya kuthenga ngokwakule powusta.

- Inkokheli yeqela makathi uthenge into nokuba inye. Umzekelo: 'Ndiye evenkileni ndathenga intyatyambo.'
- Umntu osecaleni kwenkokheli makathi uthenge izinto ezimbini. Umzekelo: 'Ndiye evenkileni ndathenga intyatyambo kunye nethanga.'
- Umntu olandelayo makathi uthenge izinto ezintathu. Umzekelo: 'Ndiye evenkileni ndathenga intyatyambo, ithanga, kunye nomnqwazi.'
- Ukuba omnye weqela ulibele into ethengwayo, makaphume emdlalweni.
- Qhubani de kushiyeke umfundi abe mnye. Lo ngophumeleleyo.

Imibuzo engamashumi amabini

Dlala lo mdlalo neklasi yonke. Utishala makawulawule umdlalo.

- Yenza umfundi omnye 'umcingi'. Umcingi ucinga ngomntu, indawo okanye into ephathekayo (eyaziwayo nguwonke wonke).
- Abanye abafundi mababuze imibuzo kwaye bazame ukuqashisela ukuba yintoni ephethweyo, umcingi angaphendula kuphela ngokuthi 'ewe' okanye 'hayi'.
- Abafundi abaqashelayo mabazame babize umntu, indawo okanye into leyo kanga ngamashumi amabini.
- Umfundi oqashele ngendlela eyiyo uba ngumcingi olandelayo.



LISTENING & SPEAKING: ASSESSMENT ACTIVITIES / IMISEBENZI YOKUHLOLA UKUPHULAPHULA NOKUTHETHA

Qaphela:

- Njalo kwiiveki ezimbini uzakwenza umsebenzi wokuhlola kunye nabafundi bakho.
 - Loo nto ithetha ukuba unezifundo ezi 4 zokuphulaphula umfundi ngamnye eklasini xa esenza umsebenzi.
 - Nangona isifundo ngasinye sinomahluko, kukho izinto ekufuneka uziqhelanise nazo kwaye uzilandele. Nalu uluhlu ngezantsi :
1. Hlalisa abafundi ngocwangco ukuze baphulaphule ngenyameko.
 2. Xelela abafundi ukuba uzakwenza ntoni kwesi sifundo. Umz. Namhlanje, sizakuthetha ngento eyenzeke kuthi.
 3. Qala ngokwenzela abafundi umfuziselo, njengokuba usenza kwizifundo zokubhala.

Yithi:

- Hmm, ndingathetha ngantoni? (Vala amehlo akho wenze ngathi uyacinga.)
 - Ndiyazi! Ndizakuxelela ngotyelelo lwam ezivenkileni ngoMgqibelo.
 - Ndizakuxelela ukuba kwenzeke ntoni kuqala, yintoni elandelayo eyenzekileyo ekugqibeleni.
 - Okokuqala, ndiye ndakhwela iteksi ndaya esixekweni nomama wam ngentsasa yangoMgqibelo.
 - Okulandelayo, besiye kwivenkile yezihlangu ndaze ndazithengela izihlangu ezintsha. Zizihlangu ezimhlophe ze Adidas, kwaye ndiyazithanda!
 - Okokugqibela, umama wam usithengele isiselo seCoke kunye nepayi. Sihleli epakini satya isidlo sethu sasemini.
4. Okulandelayo, cacisela abafundi ukuba ungantoni umsebenzi.

Yithi:

- Ngoku cinga ngamava omntu.
 - Xela izinto zibentathu.
 - Ndixelele ukuba kwenzeke ntoni kuqala.
 - Ndixelele ukuba kwaze kwenzeka ntoni emva koko.
 - Ndixelele ukuba kwenzeke ntoni ekugqibeleni.
5. Kengoku, nika abafundi indlela engabanceda babe nesakhono sokuthetha.

Umzekelo:

- Zama ukuma ungagungqi xa uthetha nam.
- Zazi ukuba uzakuthini – zama ungathi 'ummm' okanye 'aaahhh'.
- Thetha ngelizwi eliqabavu, ukhwaze.

CORE METHODOLOGIES

6. Ekugqibeleni, xelela abafundi xa bezakuthetha nawe.

Umzekelo:

- Ndifuna nonke ukuba nibuyele kwiitafile zenu niqhubeke nomsebenzi wenu wokubhala.
- Ke ngoku, ndizakunibiza nize etafileni yam, ngabanye ngabanye.
- Umfundi ngamnye uzakufumana elakhe ithuba lokuba aze kundixelela ngawakhe amava.
- Nceda ukhumbule ukusebenza ngokuthe cwaka.

Yenza ukuba ibe ngamava ayimpumelelo kubafundi. Bancome ngokuzama. Yakha ukuzithemba kubo ngokuthi ubabonise ukuba into abayithethayo ibalulekile.



TEACHERS MODEL WRITING FIRST / OOTITSHALA BENZA UMFUZISELO WOKUBHALA KUQALA

1. Utitshala ufanele ukubonisa abafundi indlela yokwenza umsebenzi / amanyathelo alandelwayo kuqala- ufanele ukwenza yonke into efanele ukwenziwa ngumfundi.
2. Emva kokuba utitshala ebonisile okufanele kwenziwe, abafundi bazakuba nomfanekiso ngqondweni ocace gca.
3. Utitshala kufanele axele ubuchule bokubhala obusetyenzisiweyo ukuzoba lomfanekiso ngqondweni walo msebenzi kubafundi.



WRITERS THINK BEFORE THEY WRITE / ABABHALI BAYACINGA PHAMBI KOKUBA BABHALE

1. Ukubhala linyathelo / sizenzo sokubeka iingcinga ephepheni.
2. Loo nto ithetha ukuba ababhali kufuneka bacinge kuqala ze bathathe isigqibo ngento ababhala ngayo phambi kokubeka imibono ephepheni.
3. Ikwathetha ukuba akukho zimpendulo zizizo nezingezizo xa kubhalwa – umbhali ngamnye ufanele ukuba neengcinga zakhe azakubhala ngazo.



WRITERS WRITE WHAT THEY KNOW / ABABHALI BABHALA NGENTO ABAYAZIYO

1. Ababhali mabakhuthazwe babhale ngobomi babo namava abo, kuba oku kubanceda babhale imibhalo yenene neyiyiyo.
2. Kufuneka sibafundise ukuba ubomi babo bubalulekile kwaye kulixabiso ukubhala ngabo.

WRITING STRATEGIES



WRITERS ZOOM IN TO SMALLER MOMENTS / ABABHALI BANGQALA KUMZUZWANA OMNYE OMNCINANE

1. Ababhali mabakhuthazwe bangabhali amabali antsokothileyo.
2. Loo nto ithetha ukuba mabakhuthazwe bachonge owona mzuzwana abazakubhala bagxininise kuwo baze babhale ngokuthe gabalala.
3. Oku kubenzela lula ababhali futhi ke kukhokelela ekubhaleni ngempumelelo.



WRITERS PLAN BEFORE THEY WRITE / ABABHALI BAYAYICEBA / BAYAYIYILA IMIBHALO YABO PHAMBI KOKUBA BABHALE

1. Yonke imibhalo eyiyiyo yeyiliweyo kuqala
2. Xa benzelwe UMFUZISELO wento yonke abafundi, lixesha lokuba baziqalele inqubo yokubhala.
3. Iindlela zokuyila eziqatha kunga kukubhala uluhlu / uludwe lwamagama, ukwenza umfanekiso ngqondweni / imephu yengqondo, ukuphendula imibuzo okanye ukuyila uluhlu lwamanyathelo.



WRITERS DRAW A LINE FOR EACH WORD / ABABHALI BAKRWELELA UMGCA IGAMA NGALINYE

1. Ababhali mababale inani lamagama akwisivakalisi, baze bakrwele umgca omele igama ngalinye.
2. Imigca mayikrwelwe ukusuka ngasekhohlo ukuya ngasekunene besuka nangasentla ukuya ezantsi.
3. Imigca mayibe nobude obulingana nobude begama ngalinye.
4. Izithuba mazishiywe phakathi kwamagama.
5. Ekupheleni kwesivakalisi umbhali makafakele isingxi.



WRITERS USE RESOURCES TO WRITE WORDS / ABABHALI BASEBENZISA IZIXHOBO ZOKUBHALA AMAGAMA

1. Ababhali mabafundiswe ukuba bangawabuzi kutitshala onke amagama abangawaziyo.
2. Kufuneka basebenzise ezinye izixhobo abanazo, ezinje: ngamagama akwibhokisi yamagama, amagama aseludongeni, izichazi magama, ezinye iincwadi, uluhlu lwamagama opelo, kwakunye noogxa babo eklasini.



WRITERS SAY WORDS SLOWLY LIKE A TORTOISE / ABABHALI BABIZA AMAGAMA NGOKUCOTHA NJENGOFUDO

1. Fundisa ababhali babize igama abangalaziyo ngokucottha, bazame ukuchonga izandi ezahlukeneyo ezakha igama elo.
2. Xa besiva isandi, kufuneka basibhale.
3. Bangangalipeli igama ngokuchanekileyo, kodwa eli lizakuba linqanaba lokuqala lokubhala izandi ezingaziwayo.
4. Umzekelo u ama angabhalwa njengo am okanye m. Utitshala angongeza apha abonise umbhali upelo oluchanekileyo.



WRITERS ADD DETAILS / ABABHALI BAFAKELA IINKCUKACHA

1. Kumaxesha awohlukeneyo ebalini, abafundi mabakhangele ingaba kufanelekile na ukuba bafakele iinkcukacha.
2. Iinkcukacha zenza imibhalo inike umdla.
3. Ezi nkcukacha ingaziinkcukacha ezichazayo, ezinje ngezichazi okanye izibaluli.
4. Ababhali abancinane bangafakela iinkcukacha kwimizobo yabo.

WRITING STRATEGIES



WRITERS READ WHAT THEY WRITE / ABABHALI BAYAYIFUNDA IMIBHALO YABO

1. Fundisa abafundi bafunde imibhalo yabo ngokuvakalayo.
2. Xa besenza oku, kufuneka bakhangele ukuba akukho magama ashayiweyo na.
3. Kufuneka bazame ukufumanisa ukuba amagama alandelelana ngokuchanekileyo kwisivakalisi.
4. Abafundi bangazifundela ngokuvakalayo okanye bafundele umlingane / ugxawabo.
5. Ukuba nababukeli (oogxw babo eklasini) xa bebhala kunika imibhalo yabo intsingiselo ecacileyo.



WRITERS SELF-EDIT / ABABHALI BAYAZIHLELA

1. Ababhali kufuneka basebenzise imiqathango netshekhlisti abayinikiweyo xa behlela imibhalo yabo.
2. Itshekhlisti mayicaciswe gca kubabhali.
3. Ababhali mabafundiswe indlela yokulungisa iimpazamo abazifumanayo.



WRITERS PEER EDIT / ABABHALI BAHLELA OOGXA / ABALINGANE BABO

1. Ababhali mabatshintshisane ngomsebenzi wabo nabalingane / oogxw babo, baze bahlele imisebenzi yoogxw babo besebenzisa itshekhlisti abayinikiweyo.
2. Qala ngokucacisa itshekhlisti gca.
3. Emva koko, cacisa indlela abalingane / oogxw abazakulungisa ngayo iimpazamo abazifumanayo.
4. Abalingane mabajonge yonke imiqathango ekwitshekhlisti.



WRITERS REWRITE THE FINAL TEXT / ABABHALI BABHALA ITEKISI YOKUGQIBELA KWAKHONA

1. Emva kokuba umbhali ehlele waze wahlaziya itekisi, kufuneka ibhalwe kwakhona cocekileyo ukuze iboniswe.
2. Kufuneka sifundise abafundi bazingce ngemisebenzi yabo, baze bayibhale ngocoselelo kwakhona.



TEACHERS AND WRITERS ENCOURAGE WRITERS / OOTITSHALA NABABHALI BAYABAKHUTHAZA ABANYE ABABHALI

1. Eyona nto ibalulekileyo xa ungumbhali onempumelelo kukwakha ukuzithemba ekubhaleni kwakho.
2. Ootitshala abavunyelwa kwaphela ukuba baphoxe ababhali.
3. Ababhali bafanele ukufundiswa ukuxhasa nokukhuthaza abalingane babo – kufuneka kubekho ukuthembana kwiklasi ekubhalwa kuyo.



WRITERS TURN AND TALK / ABABHALI BAYAJIKA BAZE BATHETHE

1. Ababhali kufuneka ukuba bajike bajonge umlingane / ugxaxaxa wabo baze bathethe ngento abasebenza ngayo xa benika ingxelo.
2. Ababhali mabafundiswe ukutshintshisana baze baqale ukunika ingxelo ekhuthazayo.
3. Ungacela abafundi bakhangele into ethile nomlingane, umzekelo: xelela umlingane wakho ngento ozakubhala ngayo.

WRITING STRATEGIES



THUMBS UP, THUMBS DOWN / IMINWE PHEZULU, IMINWE PHANTSI

1. Nanini na, utitshala angayalela ababhali okanye oogxa babo ukuba bakhangele isakhono esithile kwimibhalo yabo.
2. Ukuba sifumanekile, umbhali / umlingane uzakubonisa “oobhontsi phezulu”.
3. Ukuba asifumanekanga, umbhali / umlingane uzakubonisa “oobhontsi phantsi”.
4. Utitshala angasebenzisa eli cebo / isicwangciso ukukhangela nokubona ukuba ngubani na ofuna uncedo.



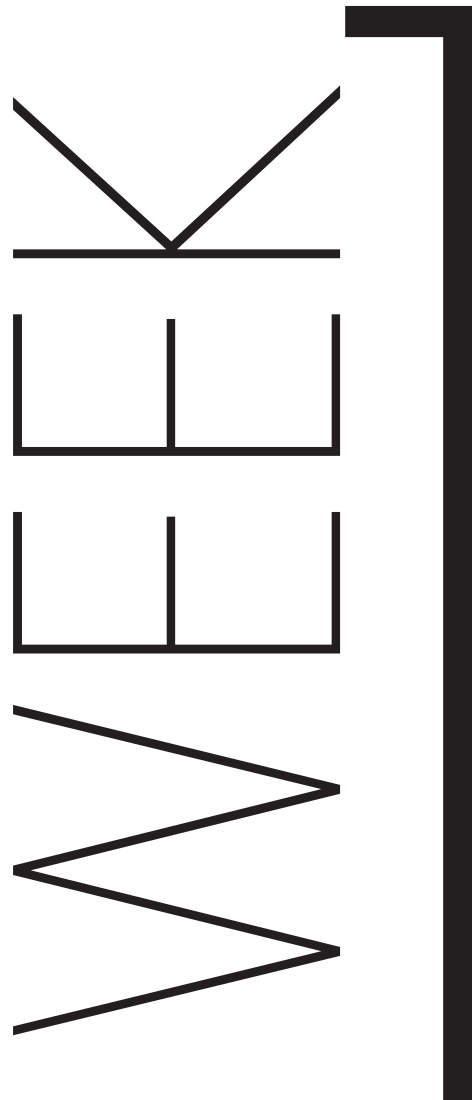
HOLD MINI CONFERENCES / YENZA UDLIWANO NDLEBE OLUNCINANE

1. Utitshala uhamba aye kwiqela labafundi enze udliwano ndlebe kunye nabo akhangele into abayenzileyo, abenegalelo kuloo msebenzi wenziweyo.
2. Bonke abafundi kwiqela elo bayaphulaphula babenegalelo.
3. Abafundi bafunda ukumamelana, baze bathi ngokuphulaphula kutitshala banike ingxelo kwabanye.



WRITERS USE THEIR MEMORIES TO WRITE WORDS / ABAFUNDI BASEBENZISA IINKUMBULO ZABO UKUBHALA AMAGAMA

1. Ababhali bafanele ukufundiswa ukuba bangaceli kutitshala ukubhalelwa onke amagama abangawaziyo.
2. Abafundi mabafundiswe ukuzama ukukhumbula amagama abawafundisiweyo, baze babhale lamagama besebenzisa iinkumbulo zabo (memory).



It does not matter how slow you go. As long as you do not stop.



Morning Oral Work

I ORALI YASEKUSENI

- Xoxa ngosuku nomhla, imozulu neziganeke ezibalulekileyo.
- Yonwabela imihla yokuzalwa nabantwana.



Phonics

New sound
Spelling words

Sound **ndl**

10 min

Phonic Words

isandla indlela indlebe indlala indlu



Group Guided Reading Paired / Independent Reading



Group **1**

15 min



Handwriting

Handwriting practice

Letter *ndl*

30 min

Handwriting Words

indlu indlela indlovu

Handwriting Pattern:

ndl ndl ndl

Handwriting Sentence:

Indlulamthi inandlebe ezinkulu.



Group Guided Reading Paired / Independent Reading



Group **2**

15 min



Shared Reading

Pre-read

15 min

Look And Say Words

ndwendwela yezilwanyana ingwane eyinkwenkwezi
nookrebe



Morning Oral Work

I ORALI YASEKUSENI

- Xoxa ngosuku nomhla, imozulu neziganeko ezibalulekileyo.
- Yonwabela imihla yokuzalwa nabantwana.



Phonics

DBE workbook

Sound **ndI**

10 min

Incwadi Yokusebenzela Yoku-1

YeDBE

Amaphepha: 71, 99, 113



Group Guided Reading Paired / Independent Reading



Group **3**

15 min



Writing

30 min

Kwesi sifundo, abafundi bazakwenza idayari abazakuyisebenzisa kwezi veki zintathu zilandelayo.

Iinjongo

Abafundi kufanele bazi:

- Ukugcina idayari, baqwalasele imozulu kunye nolwazi.

Izixhobo ezifunekayo:

Itshokhwe kunye nebhodi

idayari zabafundi kunye neepensile

Amaphepha amabini ahamba wodwa kumfundi ngamnye

(oku kungathathwa kwiincwadi zabafundi) kunye

neekhrayoni

Isiteypla , ukuba sikhona.

Ukuzilungiselela:

1. Hlalisa abafundi ngocwangco ukuze baphulaphule ngenyameko.
2. Ukuba abafundi bakwiidesika zabo, qinisekisa ukuba akukho nto phezu kweedesika zabo.
3. Okulandelayo, kubhalwe ebhodini:

Idayari (isichazi) yam

UMFANEKISO

Ngu (igama)

Umfuziselo:

1. Xelela abafundi ukuba namhlanje, bazokuyila idayari.

2. Cacisa ukuba idayari yindawo ebalulekileyo yokubhala ngawe.
3. Cacisa ukuba idayari yenziwe ukuba ibe yinto ebalulekileyo yabucala.
4. Sebenzisa UMFUZISELO ukubonisa abafundi ukuba agotywa njani amaphepha amabini ngaxesha nye ukwenza incwadana encinane. (Ukuba ikhona, sebenzisa UMFUZISELO ukubonisa ukongezwa kweziteypla.)
5. Chaza ukuba namhlanje, abafundi bazakwenza IQWEQWE LANGAPHAMBILI ledayari yabo.
6. Cacisa ukuba bazakusebenzisa amaphepha angaphakathi ukubhala ngabo.
7. Cacisa ukuba namhlanje, abafundi bazakuzenzela iqweqwe labo ngendlela abayifunayo.
8. Chaza ukuba bazofakela ISICHAZI ukuchaza idayari yabo.
9. Cela abafundi aba 2-3 ukuba banike izichazi ezingasetyenziswa, njengo: kwakuhle, ebalulekileyo, yabucala.
10. Sebenzisa UMFUZISELO ukubonisa abafundi ukuba yenziwa njani iqweqwe langaphambili.
11. Cacisa ukuba umfanekiso ingaba nguwo nowantoni na kuba yindawo yabo ebalulekileyo yokubhala.
12. Khumbuza abafundi ukuba babhale amagama abo kwiqweqwe eliphambili.

Imiyalelo Ye-Orali:

1. BANIKE AMAPHEPHA AHAMBA ODWA.
2. Yalela abafundi ukuba BAGOBE amaphepha abo embindini ukwenza incwadana.
3. (ukuba sikhona, bachazele ukuba isiteypla sizagqithiswa kumntu wonke, kwaye abafundi kufanele bafake isiteypla ESINYE xa sele kulithuba labo)
4. Khumbuza bafundi ukuba bazokwenza IQWEQWE LAPHAMBILI yedayari yabo namhlanje.
5. Cela abafundi ukuba bakhombe iqweqwe labo laphambili
6. Hamba - hamba uqinisekise ukuba abafundi bakhomba endaweni efanelekileyo yephepha.
7. Cela abafundi ukuba bacinge ngezichazi abazakuzisebenzisa, kuba ABABHALI BAYACINGA NGAPHAMBI KOKUBA BABHALE.
8. Cela abafundi aba 4-5 ukuba babelane ngamava abo.

Okubhalwayo:

1. Xelesa abafundi ukuba baqalise ukubhala.
2. Hamba – hamba eklasini ugqibezele UDLIWANO NDLEBE OLUNCINANE.
3. Ngelixa nihamba- hamba, KHUTHAZA ABAFUNDI.


Eyona nto ibalulekileyo ekubhaleni kukwakha ukuzithemba kubafundi. Mabazive bekhululekile ukubeka usiba ephepheni.

4. Xa sele liphelile ixesha, qokelela idayari zabafundi. Chaza ukuba abafundi bazakuzisebenzisa, ngaphandle kwencwadi eziqhelekileyo, kwezi veki zilandelayo.

Example

Idayari Yam

Entle Kabhulu



Ngu Sipho



Group Guided Reading
Paired / Independent Reading



Group 4
15 min



Shared Reading

First read

15 min

DBE Workbook 1
Title: Jonga zonke ezi ntlanzi
Page 78



Morning Oral Work

I ORALI YASEKUSENI

- Xoxa ngosuku nomhla, imozulu neziganeko ezibalulekileyo.
- Yonwabela imihla yokuzalwa nabantwana.



Phonics

New sound

Sound *ntl*

10 min

Phonic Words

intloko intle intliziyo intlama intlungu



Group Guided Reading Paired / Independent Reading



Group 5

15 min



Handwriting

Handwriting practice

Letter *ntl*

15 min

Handwriting Words

intlekisa intliziyo iintlobo

Handwriting Pattern:

ntl ntl ntl

Handwriting Sentence:

Uzintle unentliziyo entle.



Group Guided Reading Paired / Independent Reading



Group 6

15 min



Shared Reading

Second read

15 min

DBE Workbook 1

Jonga zonke ezi ntlanzi

Page 78



Morning Oral Work

I ORALI YASEKUSENI

- Xoxa ngosuku nomhla, imozulu neziganeko ezibalulekileyo.
- Yonwabela imihla yokuzalwa nabantwana.



Phonics

Own choice

Sound ntl

10 min



Group Guided Reading Paired / Independent Reading



Group 7

15 min



Writing

15 min

linjongo

Abafundi kufanele bakwazi:

- Ukugcina izichazi magama, baqwalasele imozulu kunye nolwazi
- Ukuchonga nokusebenzisa izibizo, izichazi, isibaluli kunye nezenzi.

Izixhobo ezifunekayo:

Itshokhwe kunye nebhodi

lidayari zabafundi kunye neepensile

Ukuzilungiselela:

1. Hlalisa abafundi ngocwangco ukuze baphulaphule ngenyameko.
2. Ukuba abafundi bakwidesika zabo, qinisekisa ukuba akukho nto phezu kwedesika zabo
3. Le freyimu yokubhala ilandelayo, ebhaliweyo ebhodini:

Molo Dayari,

Namhlanje ku (umhla)

Imo yezulu i: (2 amagama)

Ndingazichaza ngale ndlela: (4 izivakalisi, 4 izichazi)

Ozithobileyo,

Umfuziselo:

1. Xelela abafundi ukuba namhlanje, bazakubhala in-yathelo lokuqala lokubhala idayari.
2. Chaza ukuba namhlanje, abafundi bazakuchaza ububona.
3. Chaza ukuba sizakufuna IZICHAZI ukuzichaza thina.
4. Buza kubafundi IZICHAZI ezichaza ubunjani babantu.
5. Yenza UXULUSHO ngezichazi ebhodini, ezinjengokuba: into engeyiyo, ukurweba, uchwenene/inene, imbaleki, umchweli.
6. Sebenzisa UMFUZELO ukubonisa abafundi ukuba uyisebenzisa njani ifreyimu yokubhala ukubhala umyalezo kwiphepha lokuqala ledayari.
7. Khumbuza abafundi ukuba idayari yindawo yokubhala konke ngathi kunye nokubhala nokuba yintoni efunekayo.
8. Khumbuza abafundi ukuba le dayari yinto yabucala—NGUWE kuphela ozakuyifunda, akufanelekanga ukwabelana ngayo nabanye abafundi.

Imiyalelo Ye-Orali:

1. Yithi: Ngoku lithuba lokuba sibhale iphepha lokuqala ledayari.
2. KHUPHA IIDAYARI ZABAFUNDI
3. Cela abafundi ukuba bavule iphepha lokuqala ledayari.
4. Hamba-hamba eklasini uqinisekise ukuba abafundi bakwiphepha elililo.
5. Cacisa ukuba kulapho bazakubhala idayari yabo.

Okubhalwayo:

1. Xelela abafundi ukuba baqale ukubhala idayari yabo.
2. Khumbuza abafundi ukuba basebenzise IZICHAZI.
3. Khumbuza abafundi ukuba basebenzise ifreyimu yokubhala.
4. Hamba-hamba eklasini ugqibezele UDLIWANO NDLEBE OLUNCINANE.
5. Ngelixa nihamba- hamba, KHUTHAZA ABAFUNDI. Eyona nto ibalulekileyo ekubhaleni kukwakha ukuzithemba kubafundi. Mabazive bekhululekile ukubeka usiba ephepheni.
6. Ekupheleni kwesifundo, qokelela iidayari zabafundi.

Example

Dayari ethandepayo,

Ngumhla wama 28
kweyokwindla, 2016 namhlanje.

Iyana imozulu. Isibhakabhaka
sinamafu kwaye singwevu.

Ndinde. Ndilikhula.

Ndingumntu onentloni.

Ndinamende xa ndibaleka.

Ozithobileyo.

Jabulani



Group Guided Reading Paired / Independent Reading



Group 8
15 min



Listening and Speaking

Poster discussion

UKUNDWENDWELA

UMAKHULU

5 min

Assessment activity

25 min

Poster Discussion

1. Luhambe ngantoni usapho ukuya kwamakhulu? (Ngeteksi.)
2. Ucinga ukuba utyelelo lolu sapho lude okanye lufutshane? Ngoba? (Utyelelo olude – Baphethe umthwalo omkhulu.)
3. Ucinga ukuba ngubani utyelele umakhulu? (Umama, utata, usisi kunye nobhuti.)
4. Nika uludwe lwezilwanyana ozibonayo. (Injana, inkukhu kunye nebhokhwe.)
5. Ucinga ukuba kulelphi ixesha? Ngoba? (Emva kwemini. Ilanga liya kutshona kwaye isibhakabhaka sibabomvu. Abantu basekhaya emva kwemini.)

UMSEBENZI WOKUPHULAPHULA NOKUTHETHA:

Ukuphulaphula uphendule ngendlela efanelekileyo kwiqela yemiyalelo. Thethani ngemiyalelo.

linjongo:

Ekupheleni kwesi sifundo, abafundi bafanele ukwazi:

- Ukuphulaphula kwaye baphendule ngokufanelekileyo kuluhlu lwemiyalelo.
- Ukuthetha ngemiyalelo.

Inkcazelo Yesifundo:

- a. Hlalisa abafundi ukuze baphulaphule ngenyameko.
- b. Ukuba abafundi bakwiidesika zabo, qinisekisa ukuba iidesika zabo zicocekile.
- c. Qinisekisa ukuba abafundi bahleli ngocwangco kwaye bonke bayabona phambili eklasini.
- d. Qinisekisa ukuba umfundi ngamnye unepensile eloliweyo.
- e. Banike iincwadi zabo zokubhala.
- f. Qinisekisa ukuba iincwadi zabo zivaliwe.
- g. Xelela abafundi ukuba uzakubanika uluhlu lwemiyalelo, kwaye kuzakufuneka ukuba baphulaphule ngenyameko lento uyithethayo. (Njengokuba unika imiyalelo kufaneleke ukuba ume ujonge ukuba abafundi bakugqibile ebebeyalelwe ukuba bakwenze ngaphambi kokuba udlulele komnye umyalelo).
 - a. Xelela abafundi ukuba bavule iincwadi zabo batyhile kwiphepha elicocekileyo.
 - b. Xelela abafundi ukuba bagobe iphepha labo embindini.
 - c. Xelela abafundi ukuba babhale umhla kwikona yangasekhohlo kwiphepha labo.
 - d. Xelela abafundi ukuba babhale amagama wabo kwikona yasekunene kwiphepha labo.
 - e. Xelela abafundi ukuba bazobe isikwere embindini wiphepha.
 - f. Xelela abafundi ukuba bazobe unxantathu phezu komzobo wesikwere.
 - g. Baxebele ukuba bazobe uxande phakathi kwesikwere olufika kumgca ongezantsi kwesikwere.
 - h. Xelela abafundi ukuba bazobe izikwere ezincinci kwelinye icala kunye nombhoxo buxande kwelinye icala.
 - i. Xelela abafundi bacinge ukuba ingaba yintoni into abayizobayo, ukuze bafakele umbala.
- h. Xelela abafundi ukuba bavale iincwadi zabo.
- i. Cacisela abafundi ukuba kwezi zifundo zilandelayo zokuphulaphula uzakumamela bonke abafundi bethetha ngesi sifundo.
- j. Wonke umfundi kufanele:
 - Acacise ukuba wenze njani ukwenza lo msebenzi.
 - Acacise ukuba xa ecinga ingazephi iimilo ezi.

Umyalelo katishala: mayime njengendlu

Ukumaka:

- a. Sebenzisa le rubriki ilandelayo ukuhlola umntwana ngamnye.
- b. Bhala iziphumo zabo kwincwadi yokuhlola.
- c. Okunye, bhala ngenkxalabo onayo ngokuphulaphula nokuthetha komfundi ngamnye.

WEEK 1 THURSDAY

Inqanaba lokuhlola	Usebenza ngokungekanelisi		Usebenza ngokwanelisayo		Usebenza ngokugqwesileyo	
Landela imiyalelo	Umfundi ulandele imiyalelo 1 – 3 ngokuchanekileyo.	1-2	Umfundi ulandele imiyalelo 4 – 6 ngokuchanekileyo	3-4	Umfundi ulandele imiyalelo 7 – 9 ngokuchanekileyo	5-6
Thetha ngemiyalelo	Umfundi akakwazi ukuthetha ngakwenzileyo ukulandela imiyalelo.	0	Umfundi uyakwazi ukuthetha ngakwenzileyo ukulandela imiyalelo, kodwa akathethi ngqo	1	Umfundi akakwazi ukuthetha ngqo ngokucacileyo ukulandela imiyalelo	2
Izakhono zokuthetha eziqhelekileyo	Umfundi uyathingaza kwaye intetho yakhe ayivakali.	0	Umfundi uthetha qabavu kwaye uyavakala.	1	Umfundi uthetha ngokuqinisekileyo, ngokucacileyo kwaye uyavakala.	2

QAPHELA: Unezifundo ezine zokuphulaphula kubafundi bonke eklasini yakho. Esi sisifundo 1 kwezi 4.

1	2	3	4
---	---	---	---



Morning Oral Work

I ORALI YASEKUSENI

- Xoxa ngosuku nomhla, imozulu neziganeko ezibalulekileyo.
- Yonwabela imihla yokuzalwa nabantwana.



Phonics

Spelling test

Sound **ndl, ntl**

20 min

Spelling Test	Date:
1. isandla	6. intloko
2. indlela	7. intle
3. indlebe	8. intliziyo
4. indlala	9. intlama
5. indlu	10. intlungu

Dictation Sentence

Intle incwadi enemifanekiso yesandla, indlebe nentliziyo efakelwe imibala.



Group Guided Reading Paired / Independent Reading



Group **9**

15 min



Writing

DBE workbook

15 min

Incwadi Yokusebenzela

Yoku-1 YeDBE

Amaphepha: 59,66, 67,68.



Group Guided Reading Paired / Independent Reading



Group **10**

15 min



Listening and Speaking

Rhyme, song or game

5 min

Assessment activity

10 min

QAPHELA: Unezifundo ezine zokuphulaphula kubo bonke abafundi eklasini yakho. Esi sisifundo 2 kwezi 4.

1	2	3	4
---	---	---	---



Shared Reading

Post read

15 min

DBE Workbook 1

Jonga zonke ezi ntlanzi

Page 78

COMPREHENSION:

Questions

Leliphi elinye igama elisetyenziswa kwindawo yezilwanyana zasemanzini?

Ivulwa nini le ndawo yezilwanyana?

Ivala nini?

Bhala uluhlu lwezilwanyana zasemanzini ezibhalwe kweli balana.

Bhala esi sivakalisi sibe kwixesha elizayo:
Abantwana babuka izilwanyana zaselwandle.

Answers

Yi-akhwariyam.

Ngentsimbi yesithoba / 9:00.

Ngentsimbi yesihlanu /17:00.

Ingwane, intlanzi eyinkwenkwezi, ufudo lwamanzi, ookrebe, amahlengesi nezinja zaselwandle.

Abantwana bazakubuka izilwanyana zaselwandle.

WEEK

S

“You can never be overdressed or overeducated.” - **Oscar Wilde**



Morning Oral Work

I ORALI YASEKUSENI

- Xoxa ngosuku nomhla, imozulu neziganeko ezibalulekileyo.
- Yonwabela imihla yokuzalwa nabantwana.



Phonics

New sound
Spelling words

Sound **ncw**

10 min

Phonic Words

incwadi ncwina imuncwana umuncwana iyamuncwa



Group Guided Reading Paired / Independent Reading



Group 1

15 min



Handwriting

Handwriting
practice

Letter *ncw*

30 min

Handwriting Words

izinkcwe imuncwana incwadi

Handwriting Pattern:



Handwriting Sentence:

Uncumisa unencwadi yamabali amnandi.



Group Guided Reading Paired / Independent Reading



Group 2

15 min



Shared Reading

Pre-read

15 min

Look And Say Words

kancinci amabhabhathane iGautrain ibinesantya
ubunamatye emgaqweni



Morning Oral Work

I ORALI YASEKUSENI

- Xoxa ngosuku nomhla, imozulu neziganeko ezibalulekileyo.
- Yonwabela imihla yokuzalwa nabantwana.



Phonics

Own choice

Sound **ncw**

10 min

Incwadi Yokusebenzela Yoku-1

YeDBE

Iphepha:



Group Guided Reading Paired / Independent Reading



Group **3**

15 min



Writing

30 min

linjongo

Abafundi kufanele bazi:

- Ukugcina idayari, nokuqwalasela imozulu kunye nolunye ulwazi.
- Ukubhala izivakalisi ezilishumi ngamava abo.

Izixhobo ezifunekayo:

Itshokhwe kunye nebhodi

lidayari zabafundi kunye neepensile

Ukuzilungiselela:

1. Hlalisa abafundi ngocwangco ukuze baphulaphule ngenyameko.
2. Ukuba abafundi bakwiidesika zabo, qinisekisa ukuba akukho nto phezu kweedesika zabo.
3. Le freyimu yokubhala elandelayo, ebhaliweyo ebhodini

Dayari ethandekayo,

Namhlanje yi (umhla)

Imozulu i: (izivakalisi ezibini)

Into eyenzekileyo kule veki: (Izivakalisi 4-5)

Ndizive njani ngayo: (Izivakalisi 2-3)

Into endijonge uku: (Izivakalisi 2-3)

Ozithobileyo,

Umfuziselo:

1. Xelela abafundi ukuba, bazakubhala isingeniso sabo sesibini.
2. Sebenzisa UMFUZISELO ukubonisa abafundi ukusebenzisa ifreyimu yokubhala ukubhala imiyalezo yesibini kwiidayari zabo.
3. Chaza ukuba abafundi bazakubhala izivakalisi ezilishumi ubuncinane.
4. Khumbuza abafundi ukuba idayari yindawo yokubhala konke ngathi kunye nokubhala nantoni na esiyifunayo.
5. Khumbuza abafundi ukuba le dayari yinto yabucala— NGUWE wedwa ozakuyifunda, angeke babelane ngabakubhalileyo naye namphi na umfundi.

Imiyalelo Ye-Orali:

1. Yithi: Ngoku lithuba lokubhala isingeniso sokugqibela sedayari.
2. KHUPHA IIDAYARI ZABAFUNDI
3. Cela abafundi ukuba batyhile iphepha lesibini ledayari yabo.
4. Hamba-hamba eklasini ujonge ukuba abafundi batyhile kwiphepha elililo.
5. Chaza ukuba kulapho bazokugcwalisa isingeniso sabo sedayari

Okubhalwayo:

1. Xelela abafundi ukuba baqalise ukubhala izingeniso zabo zedayari.
2. Khumbuza abafundi ukuba basebenzise ifreyimu yabo yokubhala.
3. Khumbuza abafundi ukuba babhale izivakalisi ezilishumi ubuncinane, njengefreyimu yokubhala ebancedayo.
4. Hamba – hamba eklasini wenza UDLIWANO NDLEBE OLUNCINANE.
5. Ngelixa nihamba- hamba, KHUTHAZA ABAFUNDI. Eyona nto ibalulekileyo ekubhaleni kukwakha ukuzithemba kubafundi. Mabazive bekhululekile ukubeka usiba ephepheni.
6. Ekupheleni kwesi sifundo, qokelela iidayari zabafundi.

Ukumaka

1. Nika abafundi ingxelo eyakhayo kwincwadi zabo. Ingaba yinkwenkwezi, ubuso obuncumileyo, igama: Kwakuhle!
2. Sebenzisa le rubhriki elandelayo ukuhlola umfundi ngamnye.
3. Bhala iziphumo kwincwadi yakho yokuhlola.
4. Kwaye, phawula ngenkxalabo onayo ngendlela umfundi ngamnye athe wabhala ngayo

Inqanaba lokuhlola	Usebenza ngokungekanelisi	Usebenza Ngokwanelisayo	Usebenza ngokugqwesileyo			
Umsebenzi: Ukusebenzisa idayari ngokufanelekileyo	Umfundi AKABHALANGA isingeniso sedayari kwikhasi elililo.	0	Umfundi ubhale isingeniso sedayari kwikhasi elililo.	1		
Umsebenzi: Ukusebenzisa ifreyimu yokubhala	Umfundi akasebenzisi ifreyimu yokubhala, OKANYE uneendawo azishiyileyo	1	Umfundi usebenzisa ifreyimu yokubhala, ukuhlela izivakalisi azibhalileyo.	2	Umfundi usebenzisa ifreyimu yokubhala ukuhlela izivakalisi azibhalileyo. Umfundi ubonakalisa ubuchule ukongeza ifreyimu yokubhala.	3
Umsebenzi: Bhala izivakalisi ezili 10 ubuncinane	Umfundi ubhale ngaphantsi kwezivakalisi ezilishumi, okanye izivakalisi ezilishumi ezingaphelelanga	1-2	Umfundi ubhale izivakalisi ezilishumi ezipheleleyo.	3-4	Umfundi ubhale izivakalisi ezingaphezu kweshumi ezipheleleyo. Umfundi ukwabonakalisa ubuchule.	5-6

Example

Dayari endiyithandayo,

Ngumbha wesi 3 kuTshagimpungu, 2016
namhlanje.

Ishushu imogulu. Kufudumele ngaphandle.

Kule vezi ndilwe nomhlolo wam uThami.
Ebenomsindo buza ndibethe uleo abe
ngumlingane wam. UThami ebengafuni
no kubetha nam. Uye wathethela phogulu
bakubi xa ethetha nam. Uthethe iginto egimbi.

Bendibhathazekile. Bendibhathazwa bukuwa
uThami moLeo ngabahlolo lam lolabini.
Ndicele wawo.

Simosoku lwemidlalo bule vezi: Ndonwabe
bakhulu.

Ozithobileyo,
Sipho



Group Guided Reading
Paired / Independent Reading



Group 4

15 min



Shared Reading

First read

15 min

DBE Workbook 1
Title: Sibuyela ekhaya
Page 94



Morning Oral Work

I ORALI YASEKUSENI

- Xoxa ngosuku nomhla, imozulu neziganeko ezibalulekileyo.
- Yonwabela imihla yokuzalwa nabantwana.



Phonics

New sound

Sound **ndw**

10 min

Phonic Words

undwendwe undwebile ukundweba indwe



Group Guided Reading Paired / Independent Reading



Group **5**

15 min



Handwriting

Handwriting practice

Letter *ndw*

15 min

Handwriting Words

ukundweba ukundwendwela

Handwriting Pattern:

ed ed ed

Handwriting Sentence:

Umdileka undwendwele uMandisa.



Group Guided Reading Paired / Independent Reading



Group **6**

15 min



Shared Reading

Second read

15 min

DBE Workbook 1

Title: Sibuyela ekhaya

Page 94



Morning Oral Work

I ORALI YASEKUSENI

- Xoxa ngosuku nomhla, imozulu neziganeko ezibalulekileyo.
- Yonwabela imihla yokuzalwa nabantwana.



Phonics

Own choice

Sound **ndw**

10 min



Group Guided Reading Paired / Independent Reading



Group **7**

15 min



Writing

15 min

linjongo

Abafundi kufanele bazi:

- Ukugcina idayari, nokuqwalasela imozulu kunye nolunye ulwazi.

Izixhobo ezifunekayo:

Itshokhwe kunye nebhodi

lidayari zabafundi kunye neepensile

Ukuzilungiselela:

1. Hlalisa abafundi ngocwangco ukuze baphulaphule ngenyameko.
2. Ukuba abafundi bakwiidesika zabo, qinisekisa ukuba akukho nto phezu kweedesika zabo.
3. Le freyimu yokubhala elandelayo, ibhalwe ebhodini:

Dayari ethandekayo,

Namhlanje yi (umhla)

Imozulu i: (izivakalisi ezimbini)

Izinto ezimbini endazithandayo ngokubhala kwidayari: (izivakalisi 2-4)

Ukubhala kwidayari kundenze ndaziva: (izivakalisi 2-4)

Esi sisingeniso sam sokugqibela kwidayari yam.

Ozithobileyo,

Umfuziselo:

1. Xelela abafundi ukuba, bazakubhala isingeniso sabo sokugqibela.
2. Chaza ukuba namhlanje, abafundi bazakuzijonga indlela abaziva ngayo ngokubhala idayari.
3. Sebenzisa UMFUZISELO ukubonisa abafundi tyenziswa ifreyimu yokubhala ukubhala imiyalezo kwidayari zabo.
4. Khumbuza abafundi ukuba idayari yindawo yokubhala ngathi kunye nokubhala nantoni na abayifunayo.
5. Khumbuza abafundi ukuba le dayari yinto yabucala—NGUWE wedwa ozakuyifunda, angeke babelane ngabakubhalileyo naye namphi na umfundi.
6. Chaza ukuba abafundi bangatsho nantonina abayifunayo ngokubhala kwidayari—ukuba bebengayithandi, bakhululekile ukuveza IMIBONO yabo.

Imiyalelo Ye-Orali:

1. Yithi: Ngoku lithuba lokubhala isingeniso sokugqibela sedayari.
2. KHUPHA IIDAYARI ZABAFUNDI
3. Cela abafundi ukuba batyhile iphepha lokuqala ledayari yabo.
4. Hamba-hamba eklasini ujonge ukuba abafundi batyhile kwiphepha elililo.
5. Chaza ukuba kulapho bazokugcwalisa isingeniso sabo sedayari.

Okubhalwayo:

1. Xelela abafundi ukuba baqalise ukubhala izingeniso zabo zedayari.
2. Khumbuza abafundi ukuba basebenzise ifreyimu yabo yokubhala.
3. Hamba – hamba eklasini ugqibezele UDLIWANO NDLEBE OLUNCINANE.
4. Ngelixa nihamba- hamba, KHUTHAZA ABAFUNDI. Eyona nto ibalulekileyo ekubhaleni kukwakha ukuzithemba kubafundi. Mabazive bekhululekile ukubeka usiba ephepheni.
5. Ekupheleni kwesi sifundo, qokelela iidayari zabafundi.

Example

Dayari ethandebayo,

Ngumhla wesi 7 kuTshoqumpongi, 2016
namhlanje.

Langa liyatshisa. Kushushu kabhulu.

Ndiyabuthanda ukubhala ngeemvakalelo zam.
Ndithanda lento igokufundwa ngutitshala wam
qha idayari yam.

Ukubhala kuidayari kundenza ndizive ngathi
ndithetha nomhlabo. Huyandonwabisa.
Sisungeniso sokugqibela sedayari yam esi.

Ozitholelo,

Jabulani



Group Guided Reading Paired / Independent Reading



Group **8**

15 min



Listening and Speaking

Poster vocabulary

UKUNDWENDWELA

UMAKHULU

5 min

Assessment activity

25 min

Poster Vocabulary

1. Iphiko lamanzi
2. Injana
3. Indlu yengca
4. Ukutshona kwelanga
5. Ukwamkela

QAPHELA: Unezifundo ezine zokuphulaphula kubafundi bonke eklasini yakho. Esi sisifundo 3 kwezi 4.

1	2	3	4
---	---	---	---



Morning Oral Work

I ORALI YASEKUSENI

- Xoxa ngosuku nomhla, imozulu neziganeko ezibalulekileyo.
- Yonwabela imihla yokuzalwa nabantwana.



Phonics

Spelling test

Sound **ncw, ndw**

20 min

Spelling Test	Date:
incwadi	undwendwe
ncwina	undwebile
imuncwana	ukundweba
umuncwana	indwe
iyamuncwa	indwangu

Dictation Sentence

Ndibone indwe incwina xa ibona undwendwe olundwebileyo kwiziko lwezilwanyana.



Group Guided Reading Paired / Independent Reading



Group **9**

15 min



Writing

DBE workbook

15 min

Incwadi Yokusebenzela

Yoku-1 YeDBE

Amaphepha: 71 ezantsi, 72 ezantsi , 73.



Group Guided Reading Paired / Independent Reading



Group **10**

15 min



Listening and Speaking

Rhyme, song or game

5 min

Assessment activity

10 min

QAPHELA: Unezifundo ezine zokuphulaphula kubo bonke abafundi eklasini yakho. Esi sisifundo 4 kwezi 4.

1	2	3	4
---	---	---	---



Shared Reading

Post read

15 min

DBE Workbook 1

Title: Sibuyela ekhaya

Page 94

COMPREHENSION:

Questions

Ebehamba ngantoni uJabu nabahlobo bakhe xa ebuyela ekhaya?

Ihamba njani iGautrain?

Nika imizekelo yezithuthi ekuthethwa ngazo kweli bali.

Ngeyiphi onqwenela ukuyikhwela? Ngoba?

Chonga isichazi kwesi sivakalisi:

IGautrain nguloliwe ongwevu nomfutshane ohamba ngesantya esiphezulu.

Answers

Ngololiwe omdle ojikajikayo nocothayo.

Iyakhawuleza, ihamba ngesantya esiphezulu.

Itreyini ende, iGautrain, ibhasi nenqwelo yamadonki.

Umfundi ngamnye uzakuziphendulela.

ongwevu, nomfutshane, esiphezulu.



The more that you read, the more things you will know.
The more that you learn, the more places you'll go.

Dr Seuss



Morning Oral Work

I ORALI YASEKUSENI

- Xoxa ngosuku nomhla, imozulu neziganeke ezibalulekileyo.
- Yonwabela imihla yokuzalwa nabantwana.



Phonics

New sound
Spelling words

Sound **ntw**

10 min

Phonic Words

umntwana intwana intwaso abantwana intwala



Group Guided Reading Paired / Independent Reading



Group 1

15 min



Handwriting

Handwriting
practice

Letter *ntw*

30 min

Handwriting Words

isimntwiso abantwana

Handwriting Pattern:



Handwriting Sentence:

Abantwana besikolo boyika iintwala.



Group Guided Reading Paired / Independent Reading



Group 2

15 min



Shared Reading

Pre-read

15 min

Look And Say Words

isiqalo isiqu isiphelo ngasemlanjeni iindlovu ngemiboko ugqirha



Morning Oral Work

I ORALI YASEKUSENI

- Xoxa ngosuku nomhla, imozulu neziganeko ezibalulekileyo.
- Yonwabela imihla yokuzalwa nabantwana.



Phonics

Own choice

Sound **ntw**

10 min

Incwadi Yokusebenzela Yoku-1

YeDBE

Iphepha : 11, 79, 71



Group Guided Reading Paired / Independent Reading



Group **3**

15 min



Writing

30 min

linjongo

Abafundi bafanele ukwazi:

- Ukubhala uhlalutyo lwencwadi olulula

Izixhobo ezifunekayo:

Ibhodi netshokhwe

Incwadi zabafundi kunye neepensile.

Ukuzilungiselela:

1. Hlalisa abafundi ngocwango ukuze baphulaphule ngenyameko.
2. Ukuba abafundi basezideskeni zabo qinisekisa ukuba akukho zinto ezidesikeni zabo.
3. Bhala olu luhlu lulandelayo ebhodini:

Umhlathi #1

Ibali elinye esilifundileyo eklasini ngu _____

Kwenzeka ntoni ebalini? (3-4 izivakalisi)

Ingaba yintoni eyonanto ibalulekileyo eyenzekayo ebalini?(2-3 izivakalisi)

Umfuziselo:

1. Xelela abafundi ukuba namhlanje, bazakubhala umhlathi wabo wokuqala WOKUHLALUTYA INCWADI.
2. Chaza ukuba namhlanje, abafundi bazakucinga ngencwadi noba yeyiphi ababekhe bayifunda eklasini. Bazakubhala konke ngale ncwadi.
3. Sebenzisa UMFUZISELO ukubonisa abafundi ukusetyenziswa kwefreyimu yokubhala, ukubhala

umhlathi.

4. Khumbuza abafundi ukuba umhlathi uquke ISIHLOKO SESIVAKALISI, ISIQU, kunye NESIVAKALISI ESISHWANKATHELAYO.
5. Sebenzisa UMFUZISELO ukukhumbuza abafundi ukuba ABABHALI BASEBENZISA IZIXHOBO nokuBIZA AMAGAMA NGOKUCOTHA NJENGOFUDO kunye NOKUBHALA ZONKE IZANDI ABAZIVAYO ukuba bafuna ukubhala amagama amatsha.
6. Chaza ukuba bazakubhala IZIMVO zabo ngeyona nto ebalulekileyo eyenzeka ebalini.
7. Cacisa ukuba izimvo yinto OYICINGAYO – akukho mpendulo eyiyo.

Imiyalelo Ye-Orali:

1. Yithi: Ngoku lithuba lenu lokubhala eyenu imihlathi.
2. Cela abafundi ukuba bacinge ngencwadi abakubhala ngayo kuba ABABHALI BAYACINGA NGAPHAMBI KOKUBA BABHALE.
3. Buza abafundi 2-3 ukuba babelane ngencwadi abazakuyikhetha.
4. KHUPHA IINCWADI ZABAFUNDI.
5. Cela abafundi ukuba bavule iphepha elilandelayo elingenanto kwincwadi zabo.
6. Hamba-hamba eklasini uqinisekise ukuba abafundi batyhile kwiphepha elililo.

Okubhalwayo:

1. Xelela abafundi ukuba baqale ukubhala imihlathi yabo.
2. Khumbuza abafundi ukuba basebenzise ifreyimu yokubhala.
3. Khumbuza abafundi kufanele babhale umhlathi ogcweleyo.
4. Hamba-hamba eklasini ugqibezele UDLIWANO NDLEBE OLUNCINANE.
5. Ngelixa uhamba -hamba, KHUTHAZA ABAFUNDI. Eyona nto ibalulekileyo ekubhaleni kukwakha ukuzithemba kubafundi. Mabazive bekhululekile ukubeka usiba ephepheni.
6. Ekupheleni kwesifundo, qokolela iincwadi zabantwana.

Ukumaka:

1. Nika abafundi ingxelo eyakhayo kwiincwadi zabo. Ingaba yinkwenkwezi, ubuso obuncumileyo, igama: Kuyancomeka!
2. Sebenzisa le rubhriki elandelayo ukuhlola umfundi ngamnye.
3. Bhala iziphumo kwincwadi yakho yokuhlola.
4. Kwaye, phawula ngenkxalabo onayo ngendlela umfundi ngamnye athe wabhala ngayo.

Inqanaba lokuhlola	Usebenza ngokungekanelisi	Usebenza ngokwanelisayo	Usebenza ngokugqwesileyo	
Umsebenzi: Ukukhetha nokuchaza incwadi	Umfundi akakhethi incwadi, okanye akabhali ngenchwadi efanayo.	0 Umfundi ukhetha incwadi eklasini abhekiselele kumhlathi wabo encwadini.	1	
Umsebenzi: Ukusebenzisa ifreyimu yokubhala.	Umfundi akasebenzisi ifreyimu yokubhala, OKANYE kukho iindawo abazishiyayo.	1 Umfundi usebensa ifreyimu yokubhala ukuba baqokelele izivakalisi abazibhalileyo.	2 Umfundi usebenzisa ifreyimu yokubhala ukuze aqokolele izivakalisi abazibhalayo. Umfundi ubonisa ubuchule bokongeza kwifreyimu yokubhala.	3
Umsebenzi: Bhala umhlathi ophелеleyo	Umfundi unezivakalisi ezibhaliweyo, kodwa akayifakanga ezinye izinto ezibalulekileyo kumhlathi.	1-2 Umfundi ubhale umhlathi ophēleleyo, equka isihloko, isiqu ESINYE kunye nesivakalisi esihwankathelayo.	3-4 Umfundi ubhale umhlathi ophēleleyo, ekwanaso nesihloko sesivakalisi, ngaphezu kwesiqu ESINYE kunye nesivakalisi esishwankathelayo.	5-6

Example

Ibali isilifunde eblasini lithi
lihagwana Egintathu.

Elalini ihagu gabha igindlu gago.
Ingaba enkulu ekhohlabeleyo
yawuthela igindlu gestroyi
meyamabhuni. Indlu yegitena yona
yayiqhine babhulu.

Eyona nto ibalulekileyo yindlu
yegitena ehlala iqinile. Inguba
ayinabho ubugqisa ihagu.



Group Guided Reading
Paired / Independent Reading



Group 4
15 min



Shared Reading

First read

15 min

DBE Workbook 1
Title: Masibhale ibali
Page 98



Morning Oral Work

I ORALI YASEKUSENI

- Xoxa ngosuku nomhla, imozulu neziganeko ezibalulekileyo.
- Yonwabela imihla yokuzalwa nabantwana.



Phonics

New sound

Sound **thw**

10 min

Phonic Words

umthwalo thwala thwisha thwasa uthwele



Group Guided Reading Paired / Independent Reading

Group **5**

15 min



Handwriting

Handwriting practice

Letter *thw*

15 min

Handwriting Words

imithwalo ukuthwasa

Handwriting Pattern:

em em em

Handwriting Sentence:

U Thabisa uthwele umthwalo onzima.



Group Guided Reading Paired / Independent Reading

Group **6**

15 min



Shared Reading

Second read

15 min

DBE Workbook 1

Title: Masibhale ibali

Page 98



Morning Oral Work

I ORALI YASEKUSENI

- Xoxa ngosuku nomhla, imozulu neziganeko ezibalulekileyo.
- Yonwabela imihla yokuzalwa nabantwana.



Phonics

Own choice

Sound **thw**

10 min



Group Guided Reading Paired / Independent Reading



Group **7**

15 min



Writing

15 min

linjongo

Abafundi bafanele ukwazi:

- Ukusebenzisa uhlelo lokubhala
- Ukuhlela imibhalo yabo.

Izixhobo ezifunekayo:

lincwadi zabafundi eziNGOHLAZIYO ZOMHLATHI
WENCWADI #1

Umhlathi wakho, obhalwe ebhodini NEEMPAZAMO:Uku-fakela oonobumba abakhulu,impazamo ngempawu zombuzo, iimpazamo zopelo.

ITSHEKHLISTI YOKUHLELA, eshicelelweyo lomfundi ngamnye okanye ebhaliweyo ebhodini.

Ukuzilungiselela:

1. Hlalisa abafundi ngocwangco ukuze baphulaphule ngenyameko.
2. Ukuba abafundi bakwiidesika zabo, qinisekisa ukuba akukho nto phezu kweedesika zabo

Umfuziselo:

1. Namhlanje, sizakwenza into eyenziwa ngabahleli. Namhlanje SIZAKUHLELA esikubhalileyo.
2. Xa ababhali BEHLELA, bayakulungisa ukuze ibe ngcono.
3. Namhlanje, sizakufunda esikubhalileyo.
4. Xa sifunda esikubhalileyo, sizakujonga iimpazamo zethu.
5. Sebenzisa UMFUZISELO ukubonisa abafundi ukusetyenziswa kwetshekhlisti yokuhlela kunye noku-lungisa iimpazamo zabo.

6. Khumbuza abafundi ukuba ABABHALI BASEBENZISA IZIXHOBO.
7. Sebenzisa UMFUZISELO ukubonisa abafundi ukuba zisetyenziswa njani izixhobo, ezinjengezichazi magama okanye amagama aseludongeni, ukulungisa iimpazamo.

Imiyalelo Ye-Orali:

1. NIKA ABAFUNDI IINCWADI ZABO.
2. Cela abafundi ukuba bavule imihlathi yabo.
3. Khumbuza abafundi ukuba bafunde abakubhalayo, kuba ABABHALI BAFUNDA ABAKUBHALILEYO.
4. Xelela abafundi ukuba ngoku, bazakusebenzisa ULUHLU OLUHLELWE NGABAFUNDI ukuHLELA imihlathi yabo.

Okubhalwayo:

1. Hamba- hamba ujonge ukuba abafundi bayayifunda na imihlathi yabo kwaye bajonga indlela abangalungisa ngayo iimpazamo zabo.
2. Hamba- hamba eklasini wenze UDLIWANO NDLEBE OLUNCINANE.
3. Xelela abafundi abagqibileyo ukuba BANGONGEZA IINKCUKACHA kwabakubhalileyo- bangongeza ezinye izivakalisi okanye eminye imibuzo.

ITSHEKHLISTI:

Igama:		
Umhla:		
Ndibajongile oonobumba abakhulu..	EWE	HAYI
Ndiwajongile la magama:		
Ndizijongile iimpawu zombuzo:	EWE	HAYI
Ndizilungisile iimpawu zombuzo:		
Ndijonge amagama opelo endiwaziyo.	EWE	HAYI
Ndilulungisile upelo lwalamagama:		

Example

Ibali esilifunde eblasini lithi
"lihagwana Egintathu."

Elalini, ihagu gaba igindlu gago.
Ingaba enkulu ekhohlabeleyo
yawuthela igindlu gestroyi
neyamabhuni. Indlu yegitena yona
yayiqhine babhulu.

Eyona nto ibalulekileyo yindlu
yegitena ehala iqinile. Inguba
ayinabho upugutya ihagu.



Group Guided Reading Paired / Independent Reading



Group 8
15 min



Listening and Speaking

Poster discussion

UKUNDWENDWELA
UMAKHULU

5 min

Assessment activity

25 min

Poster Discussion

1. Ucinga ukuba abantwana bazakuzonwabisa njani kwamakhulu? (Bazakudlala nabanye abantwana, bahambahambe , baphulaphule amabali kamakhulu,badlale ngenjana, njl njl.)
2. Ucinga ukuba bangamncedisa njani umakhulu endlini yakhe? (Bakhe amanzi, basebenze egadini yemifuno, ondle inkuku, njl njl.)
3. Ucinga ukuba uhlala nobani umakhulu? Wazi njani le mpendulo? (Utatomkhulu- uhleli everandini. Umzala – unkcenkceshela igadi yemifuno.watering. Umakazi – umile ngaphandle komnyango wangaphambili.)
4. Umakhulu notatomkhulu banezindlu ezimbini- indlu entsha yalamaxesha, kunye norontawuli wengca omdala. Ucinga ukuba bayisebenzisela ukwenzani la ndlu yengca? (nayiphi impendulo efanelekile.)
5. Ingaba uyakuthanda ukundwendwela izihlobo ezihlala kwezinye indawo ezikude? Ngoba? (Nayiphi impendulo efanelekileyo.)

UMSEBENZI WOKUPHULAPHUA NOKUTHETHA:

Bonakalisa intetho nkcazelo nge-orali.

linjongo:

Ekupheleni kwesi sifundo, abafundi bafanele ukwazi:

- Ukubonakalisa intetho nkcazelo – ‘Bonisa kwaye uxele’.
- Ukuphulaphula ngenyameko koogxa bakhe xa besenza intetho.

Inkcazelo Yesifundo:

- Hlalisa abafundi ukuze baphulaphule ngenyameko.
- Ukuba abafundi bakwiidesika zabo, qinisekisa ukuba iidesika zabo zicocekile.
- Qinisekisa ukuba abafundi bahleli ngocwangco kwaye bonke bayabona phambili eklasini.
- Yiba nengxoxo nabafundi apha eklasini ngemiba ebalulekileyo xa uthetha neklasi yonke.
- Xa kuvela amanqaku abalulekileyo, wabhale phantsi ebhodini. Olu ludwe maluquke:

Imigaqo yentetho nkcazelo ye-orali

- Thetha qabavu nangokucacileyo.
 - Sukuphindaphinda into enye.
 - Chaza ibali lakho ngokokulandelelana kwalo
 - Yima ungagungqi.
 - Jongana ngqo nabantu othetha nabo.
 - Yenza ukuba ilizwi lakho livakale linike umdla.
- Cela abafundi abahlukeneyo ukuba beze ngaphambili babonise eminye imigaqo – bangabonakalisa imigaqo ‘emihle’, kunye ‘nemibi’.
 - Okulandelayo, xelela abafundi ukuba bayikhumbule le migaqo ngoba bazakukwenza intetho nkcazelo eklasini.
 - Umfundi ngamnye makeze nento/isixhobo ekhaya, ubabonise eklasini into/isixhobo eso, ubachazele banzi ngaso. Ibizwa ngokuba ‘Bonisa uthethe’.
 - Xelela abafundi ukuba ufuna bathethe ngezinto ezintlanu ngesixhobo/ into leyo bayiphethayo.
 - Xelela abafundi kwakho ukuba ufuna ukuba basebenzise izichazi xa bethetha ngento/ isixhobo eso.
 - Xelela abafundi ukuba uzakubabonisa oku kule kota.
 - Qinisekisa ukuba unesixhobo/ into osuka ekhaya nayo ozakuthetha ngayo. Ukiwe umzekelo apha ngezantsi:

‘Esi sikhafu sasisesikamakhulu wam. Sinombala omhle opinki, kunye neentaka ezincinci ezilapha kuso. Senziwe ngesilika, sithambile kakhulu. Ndiyakuthanda ukusinxiba kunye nesuti yam ebusika. Ndiyasithanda esi sikhafu ngoba sindikhumbuza umakhulu wam endandimthanda kakhulu.’

- Phinda intetho nkcazelo kabini, ukhomba izichazi ozisebenzisileyo, ubonisa neendawo ezintlanu ogxininise kuzo.
- Uzakuba nezifundo ezintathu apho bonke abafundi eklasini bazakwenza intetho nkcazelo yabo.
- Khumbuza bonke abafundi ukuba baphulaphule ngenyameko xa abanye abafundi besenza intetho nkcazelo.

Ukumaka:

- Sebenzisa le rubriki ilandelayo ukuhlola umntwana ngamnye.
- Bhala iziphumo zabo kwincwadi yokurekhodisha.
- Okunye, bhala izinto ezixhalabisayo ngokuphulaphula nokuthetha komfundi ngamnye.

WEEK 3 THURSDAY

Inqanaba lokuhlola	Usebenza ngokungekanelisi		Usebenza ngokwanelisayo		Usebenza ngokugqwesileyo	
Amanqaku ama 5	Umfundi wenze amanqaku 3 okanye amancinci ngento/isixhobo.	1-2	Umfundi wenze amanqaku 4 ngento/ ngesixhobo eso.	3-4	Umfundi wenze amanqaku 5 ngento/ ngesixhobo eso.	5-6
Ukusetyenziswa kwamagama azizichazi.	Umfundi akasebenzisi amagama azizichazi ukuthetha ngesixhobo/into yakhe.	0	Umfundi usebenzise amagama azizichazi ukuthetha ngesixhobo/into yakhe, kodwa azisetyenziswanga ngendlela eyiyo.	1	Umfundi uwasebenzise ngendlela eyiyo amagama azizichazi, nenika umdla xa echaza into/ isixhobo.	2
Izakhono zokuthetha gabalala	Umfundi ulandela kuphela ukusuka 1 – 3 yemigaqo.	0	Umfundi ulandela kuphela ukusuka 4 yemigaqo .	1	Umfundi ulandela kuphela ukusuka 5- 6.	2

QAPHELA: Unezifundo ezine zokuphulaphula kubafundi bonke eklasini yakho. Esi sisifundo 1 kwezi 4.

1	2	3	4
---	---	---	---



Morning Oral Work

I ORALI YASEKUSENI

- Xoxa ngosuku nomhla, imozulu neziganeko ezibalulekileyo.
- Yonwabela imihla yokuzalwa nabantwana.



Phonics

Spelling test

Sound **ntw, thw**

20 min

Spelling Test	Date:
1. umntwana	6. umthwalo
2. intwana	7. thwala
3. intwaso	8. thwisha
4. abantwana	9. thwasa
5. intwala	10. uthwele

Dictation Sentence

lintwala azifuneki ebantwaneni besikolo kufuneka bachebe okanye bathwale umnqwazi.



Group Guided Reading Paired / Independent Reading



Group **9**

15 min



Writing

DBE workbook

15 min

Incwadi Yokusebenzela
Yoku-1 YeDBE
Amaphepha: 76,77



Group Guided Reading Paired / Independent Reading



Group **10**

15 min



Listening and Speaking

Rhyme, song or game

5 min

Assessment activity

10 min

QAPHELA: Unezifundo ezine zokuphulaphula kubo bonke abafundi eklasini yakho. Esi sisifundo 2 kwezi 4.

1	2	3	4
---	---	---	---



Shared Reading

Post read

15 min

DBE Workbook 1

Title: Masibhale ibali

Page 98

COMPREHENSION:

Questions

Wayebukele ntoni ngasemlanjeni?

Zazisenzani ezinye iindlovu ezimbini?

Chaza isele elabonwayo.

Bekutheni ukuze asikeke esandleni?

Sesiphi isihloko esifanelekileyo seli bali?

Answers

Wayebukele iindlovu zisela amanzi.

Zazisilwa ngemiboko yazo.

Liluhlaza kwaye luncinane.

Ebeleqa isele, watyibilika wawela emseleni.

Nasiphi na isihloko esifanelekileyo.

Week Four

ΜΕΓΕΤ ΕΟΝΤ

'Every child deserves a champion – an adult who will never give up on them, who understands the power of connection and insists that they become the best that they can possibly be.' – **Rita Pierson**



Morning Oral Work

I ORALI YASEKUSENI

- Xoxa ngosuku nomhla, imozulu neziganeko ezibalulekileyo.
- Yonwabela imihla yokuzalwa nabantwana.



Phonics

New sound
Spelling words

Sound **ntyw**

10 min

Phonic Words

intywenka ntywila umntywili intyatyambo ityobokile



Group Guided Reading Paired / Independent Reading



Group 1

15 min



Handwriting

Handwriting
practice

Letter *ntyw*

30 min

Handwriting Words

ukuntywila intywenka

Handwriting Pattern:

et et et

Handwriting Sentence:

Ufake intywenka yemali ebhankini.



Group Guided Reading Paired / Independent Reading

Group 2

15 min



Shared Reading

Pre-read

15 min

Look And Say Words

endimthandayo ngexesha imigaqo ndasebenzisa
bekumnyama



Morning Oral Work

I ORALI YASEKUSENI

- Xoxa ngosuku nomhla, imozulu neziganeko ezibalulekileyo.
- Yonwabela imihla yokuzalwa nabantwana.



Phonics

DBE workbook

Sound **ntyw**

10 min

Incwadi Yokusebenzela Yoku-1

YeDBE

Amaphepha: 113,126



Group Guided Reading Paired / Independent Reading



Group **3**

15 min



Writing

30 min

lingcinga

Abafundi bafanele ukwazi:

- Ukubhala uhlalutyo olulula lwencwadi

Izixhobo Ezifunekayo:

Ibhodi netshokhwe

Iincwadi neepensile zabafundi

Ukuzilungiselela:

1. Hlalisa abafundi ngocwangco ukuze baphulaphule ngenyameko.
2. Ukuba abafundi basezidesikeni zabo, qinisekisa ukuba akukho nto phezu kweedesika.

Umhlathi #2

Into endiyithandayo ngeli bali: (izivakalisi ezi 2-3)

Into endingayithandanga ngeli bali: (izivakalisi ezi 2-3)

Uvakalelo lwam ngeli bali: (izivakalisi ezi 2-3)

Bendinga / bendingenokucebisa umhlobo wam ngeli bali kuba _____

Umfuziselo:

1. Xelela abafundi ukuba namhlanje, bazakubhala umhlathi wesibini WOHLALUTYO LWENCWADI / LWERIVYU.
2. Cacisa ukuba namhlanje, abafundi bazakuqhubeka ngencwadi abayikhethe kwiveki ephelileyo.
3. Sebenzisa UMFUZISELO ukubonisa abafundi indlela

- yokusebenzisa ifreyimu ukubhala umhlathi.
4. Khumbuza abafundi ukuba umhlathi UNESIVAKALISI ESIYINTLOKO, ISIQU, kwakunye NESIVAKALISI ESIQOSHELISAYO.
 5. Sebenzisa UMFUZISELO ukukhumbuza abafundi ukuba ABABHALI BASEBENZISA IZIXHOBO NOKUBIZA AMAGAMA NGOKUCOTHA NJENGOFUDO BAZE BABHALE ZONKE IZANDI ABAZIVAYO xa befuna ukubhala igama elitsha.
 6. Cacisa ukuba kufuneka babhale ULUVO lwabo malunga nencwadi.
 7. Cacisa ukuba uluvo yinto OYICINGAYO – akukho mpendulo ichanekileyo. Kulungile xa bethetha ngezinto ezingafanelekanga ngencwadi.

Imiyalelo Ye - Orali:

1. Yithi: Ngoku lithuba lenu lokubhala imihlathi yenu.
2. Cela abafundi bacinge ngencwadi abazakubhala ngayo kuba ABABHALI BAYACINGA PHAMBI KOKUBA BABHALE.
3. NIKA ABAFUNDI IINCWADI ZABO.
4. Cela abafundi batyhile apho babhale khona umhlathi wabo wokuqala.
5. Hamba hamba eklasini uqinisekise ukuba abafundi batyhile kwiphepha elililo.
6. Yalela abafundi bafunde umhlathi wabo wokuqala, kuba ABABHALI BAYAYIFUNDA IMIBHALO YABO.
7. Nika abafundi imibuzo emi 3-5 yokufunda.

Okubhalwayo:

1. Xelesa abafundi baqale ukubhala imihlathi yabo yesibini kwelo phepha bebebhale kulo umhlathi wokuqala.
2. Khumbuza abafundi basebenzise ifreyimu yokubhala.
3. Khumbuza abafundi babhale umhlathi opheleleyo.
4. Hamba hamba eklasini wenze UDLIWANO NDLEBE OLUNCINANE
5. Xa uhamba hamba, KHUTHAZA ABAFUNDI. Eyona nto ibalulekileyo xa kubhalwa, kukhwakha ukuzithemba kubafundi. Mabakufumane kulula ukubeka usiba ephepheni.
6. Ekupheleni kwesifundo, qokelela iincwadi zabafundi.

Ukumaka:

1. Nika abafundi ingxelo eyakhayo kwiincwadi zabo. Ingaba ziinkwenkwezi, ubuso obuncumileyo, okanye igama :Kuyancomeka!
2. Sebenzisa irubhrikhi elandelayo ukuhlola umfundi ngamnye.
3. Bhala iziphumo zokuhlola kwincwadi yokuhlola.
4. Kwaye,phawula ngenkxalabo onayo ngesakhono

sokubhala somfundi.

Inqanaba Lokuhlola	Usebenza ngokungekanelisi	Usebenza ngokwanelisayo	Usebenza ngokugqwesileyo			
Umsebenzi: Ukukhetha kwakunye nokuchaza incwadi.	Umfundi akayikhethi incwadi, okanye umfundi akachazi ncwadi.	0	Umfundi ukhetha incwadi eklasini kwaye umhlathi wakhe ungqale kule ncwadi.	1		
Umsebenzi: Ukusebenzisa ifreyimu yokubhala	Umfundi akayisebenzisi ifreyimu yokubhala, OKANYE ushiyelela ezinye iindawo.	1	Umfundi usebenzisa ifreyimu yokubhala ukulungisa izivakalisi ezibhaliweyo.	2	Umfundi usebenzisa ifreyimu yokubhala ukulungisa izivakalisi ezibhaliweyo. Umfundi ubonakalisa ubuchule obufakelwa kwifreyimu yokubhala.	3
Umsebenzi: Ukubhala umhlathi opholeleyo	Umfundi ubhale izivakalisi, kodwa akafakelanga iimfuneko zomhlathi.	1-2	Umfundi ubhale umhlathi opholeleyo, onesivakalisi esiyintloko, isivakalisi sesiqu ESINYE nesivakalisi esiqoshelisayo.	3-4	Umfundi ubhale umhlathi opholeleyo, onesivakalisi esiyintloko, izivakalisi zesiqu ezingaphezulu KWESINYE nesivakalisi esiqoshelisayo.	5-6

Example

Ndithanda xa ingcuba
ingena kwitshimini. Izama
ukufumana ihagu. Ihagu
gabeke imliza gayibumana.
andiyithandi ingcuba.
Ingcuba ikhohlabele.
Ndiyolithatha eli bali.
Liyaklebisa xa lifunlwa.
Ndingakuthaza umkhosi
wam alifunde.



Group Guided Reading
Paired / Independent Reading



Group 4
15 min



Shared Reading

First read

15 min

DBE Workbook 1
Title: EGold Reef City.
Page 90



Morning Oral Work

I ORALI YASEKUSENI

- Xoxa ngosuku nomhla, imozulu neziganeko ezibalulekileyo.
- Yonwabela imihla yokuzalwa nabantwana.



Phonics

Own choice

Sound *ntyw*

10 min

Phonic Words

ityuwa ityebile isityebi iyantyontya tyabeka



Group Guided Reading Paired / Independent Reading



Group 5

15 min



Handwriting

Handwriting practice

Letter *ntyw*

15 min

Handwriting Words

intyatyambo ukuntyontya

Handwriting Pattern:

me me me

Handwriting Sentence:

Unentywenka yemali ebhankini.



Group Guided Reading Paired / Independent Reading



Group 6

15 min



Shared Reading

Second read

15 min

DBE Workbook 1
Title: EGold Reef City.
Page 90



Morning Oral Work

I ORALI YASEKUSENI

- Xoxa ngosuku nomhla, imozulu neziganeko ezibalulekileyo.
- Yonwabela imihla yokuzalwa nabantwana.



Phonics

Own choice

Sound **tyw**

10 min



Group Guided Reading Paired / Independent Reading



Group **7**

15 min



Writing

15 min

linjongo

Abafundi bafanele ukwazi:

1. Ukusebenzisa inkqubo elandelwayo yokubhala
2. Ukuhlela eyabo imibhalo

Izixhobo Ezifunekayo:

lincwadi zabafundi eziNOMHLATHI #2 WOHLALUTYO LEENCWADI.

Umhlathi wakho, ubhalwe ebhodini NEEMPAZAMO EZI 3 : Impazamo yokusetyenziswa koonobumba abakhulu, impazamo yokusetyenziswa kweempawu zokubhala, impazamo yopelo.

ITSHEKHLISTI YOKUZHLELA, icishelelelwe umfundi ngamnye okanye ibhalwe ebhodini.

Ukuzilungiselela:

1. Hlalisa abafundi ngocwangco ukuze baphulaphule ngenyameko.
2. Ukuba abafundi bahleli kwiidesika zabo, qinisekisa ukuba akukho nto phezu kweedesika zabo.

Umfuziselo:

1. Namhlanje, sizakwenza into eyenziwa ngababhali. Namhlanje SIZAKUHLELA imibhalo yethu.
2. Xa ababhali BEHLELA, balungisa imibhalo yabo ibe ngcono.
3. Namhlanje, sizakufunda imibhalo yethu.
4. Xa sifunda imibhalo yethu, sikhangelana iimpazamo zethu.

5. Sebenzisa UMFUZISELO ukubonisa abafundi indlela yokusebenzisa ITSHEKHLISTI YOKUZHLELA uze ulungise iimpazamo.
6. Khumbuza abafundi ukuba ABABHALI BASEBENZISA IZIXHOBO.
7. Sebenzisa UMFUZISELO ukubonisa abafundi indlela yokusebenzisa izixhobo, ezinje ngesichazi magama, okanye amagama aseludongeni, ukulungisa iimpazamo.

Imiyalelo Ye-Orali:

1. NIKA ABAFUNDI IINCWADI ZABO.
2. Cela abafundi batyhile apho babhale imihlathi khona.
3. Khumbuza abafundi bafunde imibhalo yabo, kuba ABABHALI BAYAYIFUNDA IMIBHALO YABO.
4. Xelela abafundi ukuba ngoku, baza kusebenzisa IT-SHEKHLISTI YOKUHLELA imihlathi yabo.

Okubhalwayo:

1. Hamba hamba eklasini ukhangele ukuba abafundi bafunda imihlathi yabo na kwaye bazama iindlela zokulungisa iimpazamo zabo.
2. Hamba hamba eklasini wenze UDLIWANO NDLEBE.
3. Xelela abafundi abagqibileyo ukuba BAFAKELE IINK-CUKACHA kwimibhalo yabo – bangafakela ezinye izivakalisi okanye eminye imibuzo.

ITSHEKHLISTI:

Igama:		
Umhla:		
Ndikhangelisise oonobumba abakhulu.	EWE	HAYI
Ndilungise la magama.	EWE	HAYI
Ndikhangelisise iimpawu zokubhala.	EWE	HAYI
Ndilungise iimpawu zokubhala.	EWE	HAYI

Example

Ndithanda xa ingcuba
ingena kwitshimini. Izama
ukufumana ihagu. Ihagu
gabeke imliza gayibumana.
Uandiyithandi ingcuba.
Ingcuba ikhohlabele.
Ndiyolithatha eli bali.
Liyakleka xa lifun^dwa.
Ndingakuthaza umkh^lolo
wam alifunde.



Group Guided Reading Paired / Independent Reading



Group **8**
15 min



Listening and Speaking

Poster vocabulary

UKUNDWENDWELA

UMAKHULU

5 min

Assessment activity

25 min

Poster Vocabulary

1. Ungquphantsi
2. Iveranda
3. Eluxolweni
4. Itanki lamanzi
5. Ukuthuthuzeleka/Ukuthuthuzela

QAPHELA: Unezifundo ezine zokuphulaphula kubafundi bonke eklasini yakho. Esi sisifundo 3 kwezi 4.

1	2	3	4
---	---	---	---



Morning Oral Work

I ORALI YASEKUSENI

- Xoxa ngosuku nomhla, imozulu neziganeko ezibalulekileyo.
- Yonwabela imihla yokuzalwa nabantwana.



Phonics

Spelling test

Sound **ntyw**

20 min

Spelling Test	Date:
intywenka	ityuwa
ntywila	ityebile
umntywili	isityebi
intyatyambo	iyantyontya
ityobokile	tyabeka

Dictation Sentence

Umntywili uthenge iintyatyambo ngentywenka yemali ayinikwe sisityebi esineshishini.



Group Guided Reading Paired / Independent Reading



Group **9**

15 min



Writing

DBE workbook

15 min

Incwadi Yokusebenzela
Yoku-1 YeDBE
Amaphepha: 80,81, 83
ezantsi.



Group Guided Reading Paired / Independent Reading



Group **10**

15 min



Listening and Speaking

Rhyme, song or game

5 min

Assessment activity

10 min

QAPHELA: Unezifundo ezine zokuphulaphula kubo bonke abafundi eklasini yakho. Esi sisifundo 4 kwezi 4.

1	2	3	4
---	---	---	---



Shared Reading

Post read

15 min

DBE Workbook 1
Title: EGold Reef City.
Page 90

COMPREHENSION:
Questions
Yintoni ebonwe nguBongi ekuqaleni kolu hambo?
Yintoni eyenziwe nguBongi ekugqibeleni eGold Reef City?
Yintoni ebangela ukuba imayini ibemnyama?
Ibe yintoni isiphumo sonojikeleza kuBongi – umenze wathini?
Answers
Soccer City
Bakhwela unojikeleza omibalabala.
Kuba ingaphantsi komhlaba.
Ukhalile /screamed.



Morning Oral Work

I ORALI YASEKUSENI

- Xoxa ngosuku nomhla, imozulu neziganeke ezibalulekileyo.
- Yonwabela imihla yokuzalwa nabantwana.



Phonics

New sound
Spelling words

Sound **ngc**

10 min

Phonic Words

ingca iingceba ingcungcu ingcolile ingcono



Group Guided Reading Paired / Independent Reading



Group 1

15 min



Handwriting

Handwriting practice

Letter *ngc*

30 min

Handwriting Words

ingcungcu ukungcolisa

Handwriting Pattern:

no no no

Handwriting Sentence:

Ndibone iingceba zgilasi engceni.



Group Guided Reading Paired / Independent Reading



Group 2

15 min



Shared Reading

Pre-read

15 min

Look And Say Words

kudaladala wavuthuza kwagoba ndinamandla
yaqhobosha ndiphumelele



Morning Oral Work

I ORALI YASEKUSENI

- Xoxa ngosuku nomhla, imozulu neziganeko ezibalulekileyo.
- Yonwabela imihla yokuzalwa nabantwana.



Phonics

DBE workbook

Sound **ngc**

10 min

Incwadi Yokusebenzela Yoku-1

YeDBE

Iphepha: 121



Group Guided Reading Paired / Independent Reading



Group **3**

15 min



Writing

30 min

Iinjongo

Abafundi bafanele ukwazi:

- Ukubhala imihlathi emibini enezivakalisi ezilishumi ubuncinane
- Ukusebenzisa inkqubo elandelwayo yokubhala
- Ukubhala uhlalutyo olulula lwencwadi

Izixhobo Ezifunekayo:

Ibhodi netshokhwe

Iincwadi zabafundi ezinemihlathi neetshekhlisti zokuhlela Iphepha elihamba lodwa lomfundi ngamnye (lingathathwa kwiincwadi zabafundi) kwakunye neekhrayoni

Ukuzilungiselela:

1. Hlalisa abafundi ngocwangco ukuze baphulaphule ngenyameko.
2. Ukuba abafundi bakwiidesika zabo, qinisekisa ukuba akukho nto phezu kwazo.
3. Bhala le freyimu ilandelayo yokubhala ebhodini:

Uhlalutyo lwencwadi (isihloko sencwadi oyikhethileyo)

Ngu _____

Umhlathi #1

Isishwankathelo sencwadi

Umhlathi #2

Ndizive njani ngale ncwadi?

Umfuziselo:

1. Xelela abafundi ukuba namhlanje, bazakuPAPASHA

imibhalo yabo kwincwadi yeklasi: Uhlalutyo lwencwadi yethu

2. Sebenzisa UMFUZISELO ukubonisa abafundi indlela yokupapasha imihlathi yabo ibe ngumbhalo omnye.
3. Sebenzisa UMFUZISELO ukubonisa abafundi ukuba uzakufakela UMFANEKISO webali.
4. Cacisa ukuba abafundi bazakubhala imiyalezo yabo baqinisekise ukuba icocekile.

Imiyalelo Ye-Orali:

1. Yithi: Ngoku lixesha lokwenza elakho iphepha lencwadi.
2. NIKA ABAFUNDI IINCWADI ZABO
3. Cela abafundi batyhile apho babhale khona imihlathi abayihlelileyo.
4. NIKA ABAFUNDI AMAPHEPHA AHAMBA ODWA
5. Cacisa ukuba umfundi ngamnye uzakusebenzisa eli phepha libe likhasi labo lencwadi.

Okubhalwayo:

1. Xelesa abafundi ukuba baqale ukubhala uhlalutyo lweencwadi.
2. Khumbuza abafundi bafakele umfanekiso.
3. Hamba hamba eklasini wenze UDLIWANO NDLEBE.
4. Ngelixa uhamba - hamba, KHUTHAZA ABAFUNDI. Eyona nto ibalulekileyo xa kubhalwa, kukwakha ukuzithemba kubafundi. Mabakufumane kulula ukubeka usiba ephepheni.

Qokelela amaphepha encwadi. UNGAWADIBANISI ABEYINCWADI DE ABAFUNDI BABE BAWASEBENZISILE KWISIFUNDO SANGOLWESINE

Ukumaka:

1. Nika abafundi ingxelo eyakhayo kwiincwadi zabo. Ingaba ziinkwenkwezi, ubuso obuncumileyo, okanye igama :Kuyancomeka!
2. Sebenzisa irubhrikhi elandelayo ukuhlola umfundi ngamnye.
3. Bhala iziphumo zokuhlola kwincwadi yokuhlola.
4. Kwaye,phawula ngenkxalabo onayo ngesakhono sokubhala somfundi

Inqanaba Lokuhlola	Usebenza ngokungekanelisi	Usebenza ngokwanelisayo	Usebenza ngokugqwesileyo			
Umsebenzi: Ukufakela umfanekiso webali	Umfundi akafakeli umfanekiso OKANYE umfanekiso awuhambelani nebali elikhethiweyo.	0	Umfundi ufakela umfanekiso obonisa into kwibali ababhale ngalo.	1		
Umsebenzi: Ukupapasha umsebenzi	Umfundi ushiya iimpazamo ezininzi kumbhalo wakhe.	1-2	Ubhala imihlathi emibini ngokucekileyo, elungisa zonke iimpazamo ezichongwe kwitshekhlisti yokuhlela. Umfundi ufakela umhlathi.	3-4	Ubhala imihlathi emibini ngococeko, elungisa zonke iimpazamo ezifumaneke kwitshekhlisti yokuzihlola. Umfundi ufakela isihloko. Umfundi ufakela iinkcukacha okanye izivakalisi ezenza imihlathi iqondakale ngcono.	5-6
Umsebenzi: Ukufundela umlingane umbhalo (LWESINE)	Uyala ukufundela umlingane umbhalo wakhe/ akaphulaphuli xa umlingane emfundela.	1	Ufundela umlingane umbhalo aze aphulaphule xa umlingane emfundela.	2	Ufundela umlingane umbhalo ngotyibiliko. Ubonakalisa ubuchule bokuphulaphula ngokuthi abuze imibuzo aze avakalise nezimvo zakhe.	3

Example

Uhlalutyo lwebali u Nompqwazana
obomvana.

UNompqwazana obomvana iphathela
umabhulu wakhe ogulayo ubutya ehlathini.

Endleleni uhlangana nenqaba aye
ayixelele ukuba uyaphi na. Inqaba ibaleka
ingene endlwini kamabhulu iye imtye
umabhulu kuaye iqhatha noNompqwazana
obomvana imtye naye.

Ndiyithandile le mawadi kuba ibinenbrababo
nochulumano! Ibinaso nesifundo esihle
endisifundileyo.





Group Guided Reading
Paired / Independent Reading



Group 4
15 min



Shared Reading

First read

15 min

DBE Workbook 1
Title: Ilanga kunye nomoya
Page 112



Morning Oral Work

I ORALI YASEKUSENI

- Xoxa ngosuku nomhla, imozulu neziganeko ezibalulekileyo.
- Yonwabela imihla yokuzalwa nabantwana.



Phonics

New sound

Sound **njw**

10 min

Phonic Words

khonjwa banjwa hlanjwa Njwaxa thinjwa



Group Guided Reading Paired / Independent Reading



Group **5**

15 min



Handwriting

Handwriting
practice

Letter *njw*

15 min

Handwriting Words

ukuthenjwa ukubanjwa

Handwriting Pattern:

om om om

Handwriting Sentence:

Isakuhlunjwa nguIthenjiwe loo mpahla.



Group Guided Reading Paired / Independent Reading



Group **6**

15 min



Shared Reading

Second read

15 min

DBE Workbook 1

Title: Ilanga kunye nomoya

Page 112



Morning Oral Work

I ORALI YASEKUSENI

- Xoxa ngosuku nomhla, imozulu neziganeko ezibalulekileyo.
- Yonwabela imihla yokuzalwa nabantwana.



Phonics

DBE workbook

Sound **njw**

10 min



Group Guided Reading Paired / Independent Reading



Group **7**

15 min



Writing

15 min

Iinjongo

Abafundi bafanele ukwazi:

- Ukufundela umlingane okubhaliweyo

Izixhobo Ezifunekayo:

Amaphepha ayidrafti yokugqibela yohlalutyo ncwadi okulu-la okwenziwe ngabafundi

Ukuzilungiselela:

1. Hlalisa abafundi ngocwangco ukuze baphulaphule ngenyameko.
2. Ukuba abafundi bahleli kwiidesika zabo, qinisekisa ukuba akukho nto phezu kwazo.

Imiyalelo Ye- Orali:

1. Cacisa ukuba ABAFUNDI BAYAYIFUNDA IMIBHALO YABO.
2. Cacisa ukuba namhlanje, abafundi baza KUIJKA BAZE BATHETHE (ukuba abafundi bakho basafuna ukukhunjuzwa ngendlela YOKUIJKA BAZE BATHETHE, yenza UMFUZISELO ngokukhawuleza ubakhumbuze ngendlela eyiyo.)
3. Cacisa ukuba namhlanje, abafundi bazakufundela umlingane wabo irivyu yencwadi / uhlalutyo lwencwadi .
4. NIKA ABAFUNDI AMAPHEPHA ENCWADI abawenzi-leyo.
5. Xelela abafundi ukuba ngoku, bazakufundela abantu abahleli ecaleni kwabo uhlalutyo lwencwadi.
6. Cacisa ukuba abafundi BAZAKUIJKA BATHETHE nom-

ntu ohleli ecaleni kwabo.

7. Chaza ukuba abafundi bangababuza abalingane babo imibuzo abanayo ngencwadi abayikhethileyo.
8. Njengokuba abafundi BEJIKA BETHETHA, hamba hamba eklasini. Phulaphula kwinto ethethwa ngabafundi uze ubuze imibuzo.
9. Qokelela amaphepha encwadi leyo uze uwahlanganise abayincwadi enye. Beka incwadi apho izakufunyanwa lula ngabafundi.

Example

Ndithanda xa ingcuba
ingena bwitshimini. Izama
ukufumana ihagu. Ihagu
gabeke imliza gayibumana.
Uandiyithandi ingcuba.
Ingcuba ikhokhabele.
Ndiyolithatha eli bali.
Liyaklebia xa lifun^dwa.
Ndingakhuthaza umkh^lolo
wam alifunde.



Group Guided Reading Paired / Independent Reading



Group 8
15 min



Listening and Speaking

Poster discussion

UKUNDWENDWELA
UMAKHULU

5 min

Assessment activity

25 min

Poster Discussion

1. Unjani umbala wetekisi? (umthubi)
2. Yeyiphi imibala oyibona xa kutshona ilanga? (ubomvu, umthubi, u-orenji, upinki, ungwevu)
3. Chaza ukutshona kwelanga – sinjani isibhakabhaka xa usijongile? (Nayiphi na impendulo efanelekileyo.)
4. Bekunjani xa kutshona ilanga / emalanga kowenu izolo? (Nayiphi na impendulo echanekileyo.)
5. Ucinga ukuba isibhakabhaka sikhangeleka sisihle nini? Ngoba? (Nayiphi na impendulo efanelekileyo.)

UMSEBENZI WOKUPHULAPHUA NOKUTHETHA:

Uphulaphule ibali ixesha elide ulonwabele. Ukuveza imvakalelo ngebali unike izizathu ngeempendulo.

Injongo:

Ekupheleni kwesi sifundo, abafundi bafanele ukwazi:

- Ukuphulaphula ibali ixesha elide bonwabile.
- Ukubonisa iimvakalelo ngebali banike izizathu ngeempendulo.

Inkcazelo Yesifundo:

- a. Hlalisa abafundi ukuze baphulaphule ngenyameko.
- b. Ukuba abafundi bakwiidesika zabo, qinisekisa ukuba iidesika zabo zicocekile.
- c. Qinisekisa ukuba abafundi bahleli ngocwangco kwaye bonke bayabona phambili eklasini.
- d. Xelela abafundi ukuba uzakubafundela ibali, ke mabaphulaphule ngenyameko kuba uzakubuza imibuzo ngebali elo.

e. Funda ibali ngokucacileyo,qabavu, ngelizwi elivakalayo.

“Mama, ndingamphathela ntoni umakhulu njengesipho?” ndibuze umama.

“Mntanam, akukho mfuneko yokuba simphathele kwanto umakhulu! Ukuya kuye siyokumbona kuisipho esoneleyo kuye.”

“Kodwa, Mama, undenzela okuninzi; Ndifuna ukumenzela into nam!” Ndimxelele umama.

“Owu, ndiqinisekile ukuba ikhona into ongamenzela yona. Akukho mfuneko yokuba umphathele isipho. Ngaphandle koko, siyahamba ngomso kwaye andinalo ixesha ngoku lokuyokuthenga isipho,” utshilo umama ngelizwi elingqongqo.

Ndalusizi, kuba bendithanda ukuphathela umakhulu isipho, kodwa ndandivuyile kuba sasisiya kumakhulu ngemini elandelayo.

Ngemini elandelayo, sabamba itekisi ukuya kuloo dolophana incinci ekufutshane nomakhulu. Sehla etekisini ekugqibeleni, safika. Ndandidiniwe. Umakhulu wasikhawulela wasibulisa. Ebesiphekele isidlo esimnandi inyama yenkukhu nepapa. Ndatya ukutya kwam ndayolala ebedini, ndidiniwe kodwa ndinovuyo.

Ngosuku olulandelayo ndavuka ekuseni. Ndahamba nomakhulu ukuya kukhangela onke amaqanda abekwe ziinkukhu ngephezolo. Emva koko sayakulanda inkomo. Ndikhumbula ukuqala kwam ukubona umakhulu esenga inkomo- andizange ndikholelwe ukuba ubisi luphuma apho! Bendisoloko ndicinga ukuba lwenziwa kwifektri ukuze luze sele lusemakhalibhothini.

Ngemini elandelayo umakhulu wandithabatha ngesandla saya kwisitiya sakhe. Wagoba wachola into encinci eluhlaza. “Wenza ntoni makhulu?” ndambuza.

“Ndichola iiertyisi, ntomba’am! Ukwenzela isidlo sethu sangokuhlwa.Ungandincedis!” waphendula.

“Iiertyisi! Makhulu, ziza zisetotini, okanye kwiipakhethi!” ndiyakwazi oku, kuba ngelinye ixesha umama uthenga iiertyisi ezikwisibandisi eShoprite.

“Hayi, sithandwa sam- le yindlela ezikhula ngayo iiertyisi. “ Jonga, lo mdumba, kukho iiertyisi ezincinci ngaphakathi. Kwaye zimnandi ziyanambitheka. Siza kukha ezinye sibenexesha lokuzikhupha kwimidumba (pod) phambi kwesidlo sangokuhlwa.”Ndazinambitha ngenene bezimnandi zinambitheka. Ndifunde into ethile kumakhulu.

Emveni kokukha iiertyisi, wathi umakhulu, “Masiphindele endlwini siyokutya isidlo sakusa.”Sahamba saya endlwini, sibambene ngezandla siphethe ipakethi yee-ertyisi esizikhileyo.

Xa sifika endlwini ndeva isandi esikhulu, ilizwi lentaka. “Yintoni, makhulu?”Ndabuza.

“LEYO” waphendula, “ngulo nomyayi (cellphone) endiwuphiwe ngumalume wakho! andikwazi ukuwusebenzisa.amaqhosha amaninzi, andazi ndicofe liphi ! Uyandidida.”

Umakhulu wam unonomyayi! Andikholwa. Ndazi konke ngonomyayi! Abazali bam bandinika wona kunyaka ophelileyo ngosuku lwam lokuzalwa. “Makhulu, ndizakubonisa ukuba usetyenziswa njani!”

Ngoko, emveni kwesidlo sakusasa, sahlala phantsi ndabonisa umakhulu ukuba usebenza njani unomyayi.Ndambonisa kaninzi-ninzi wade wawazi. Ndambonisa ukugcina inombolo yam, ndambonisa ukwenza umlayezo (message)

NgeCawe, sabuyela eRhawutini. Endleleni ndafumana umlayezo kunomyayi wam.
 “Ndiyabulela ngokundifundisa ukusebenzisa unomyayi- sisipho esikhulu ondiphe sona.

- f. Okulandelayo, cacisa lo msebenzi kubafundi.
- g. Abafundi mabagqibezele umsebenzi kwincwadi zabo zokubhala.
- h. Xelela abafundi ukuba bazakuzoba umfanekiso ngento eyenzeke ebalini. Umfanekiso mawubonise ngokucacileyo iziganeko zebali. Umfanekiso mawuzotywe ngokucacileyo kwaye ufakele imibala kakuhle.
- i. Xa abafundi begqibile ukuzoba, babize beze etafileni yakho nencwadi zabo (Nokuba abayigqibanga imifanekiso okanye ufakele imibala – eyona nto ibalulekileyo ufuna ukuba abafundi bachaze banzi ngomfanekiso.)
- j. Buza umfundi ngamnye le mibuzo elandelayo:
 - a. Ungantoni umfanekiso wakho? (ukuhlola ukuba umfanekiso unento yokwenza nebali.)
 - b. Yintoni oyithandileyo ngeli bali? Ngoba?
 - c. Yintoni ongayithandanga ngeli bali? Ngoba?

Ukumaka:

- a. Sebenzisa le rubriki ilandelayo ukuhlola umntwana ngamnye.
- b. Bhala iziphumo zabo kwincwadi yokuhlola.
- c. Okunye, bhala izinto ezixhalabisayo ngokuphulaphula nokuthetha komfundi ngamnye.

Inqanaba lokuhlola	Usebenza ngokungekanelisi	Usebenza ngokwanelisayo	Usebenza ngokugqwesileyo
Ukuqonda ibali	Umzobo womfundi awubhekiselelanga ebalini. 1	Umzobo womfundi ubhekiselele ebalini kodwa iinkcukacha azikho. 2	Umzobo womfundi ubhekiselele ebalini ukwanazo neenkukacha. 3
Ukuveza iimvakalelo ngebali	Umfundi akakwazi ukuveza iimvakalelo zakhe. 1	Umfundi uveza iimvakalelo kungaba zezilungileyo okanye ezingalunganga ngebali. 2	Umfundi uveza iimvakalelo ezilungileyo okanye ezingalulanga ngebali. 3
Nika izizathu Zempendulo	Umfundi akaniki zizathu ngempendulo yakhe , okanye izizathu ezinikiweyo azivakali. 0	Umfundi unika izizathu ezilula ngempendulo yakhe. 1-2	Umfundi unika izizathu ezivakalayo nezinka umdla ezibhekiselele kwimpendulo yakhe. 3-4

QAPHELA: Unezifundo ezine zokuphulaphula kubafundi bonke eklasini yakho. Esi sisifundo 1 kwezi 4.

1	2	3	4
---	---	---	---



Morning Oral Work

I ORALI YASEKUSENI

- Xoxa ngosuku nomhla, imozulu neziganeko ezibalulekileyo.
- Yonwabela imihla yokuzalwa nabantwana.



Phonics

Spelling test

Sound **ngc, njw**

20 min

Spelling Test	Date:
1. ingca	6. khonjwa
2. iingceba	7. banjwa
3. ingcungcu	8. hlanjwa
4. ingcolile	9. Njwaxa
5. ingcono	10. thinjwa

Dictation Sentence

Amabanjwa aseNjwaxa akhonjwe ngamapolisa aze athinjelwa imfuyo yabo.



Group Guided Reading Paired / Independent Reading



Group **9**

15 min



Writing

DBE workbook

15 min

Incwadi Yokusebenzela
Yoku-1 YeDBE
Amaphepha: 84,85, 87
ezantsi.



Group Guided Reading Paired / Independent Reading



Group **10**

15 min



Listening and Speaking

Rhyme, song or game

5 min

Assessment activity

10 min

QAPHELA: Unezifundo ezine zokuphulaphula kubo bonke abafundi eklasini yakho. Esi sisifundo 2 kwezi 4.

1	2	3	4
---	---	---	---



Shared Reading

Post read

15 min

DBE Workbook 1

Title: Ilanga kunye nomoya

Page 112

COMPREHENSION:

Questions

Ngoobani abalinganiswa abaphambili kweli bali?

Kwenzeka ntoni xa umoya uvuthuza?

Kwenzeka ntoni xa ilanga likhanya?

Kwakuzophumelela bani xa imvula ingenela olu khuphiswano?

Tshintsha esi sivakalisi sibe kwixesha eladlulayo: "Ndiyagodola kwaye ndiphumelele".

Answers

Lilanga nomoya.

Kwagoba imithi, kwashukuma iifesitile.

Lavela lancuma yonke into yafudumala, kwashushu.

Umfundi ngamnye makanike impendulo nesizathu esifanelekileyo.

"Ndandigodola kwaye ndaphumelela".

WE EK

6

'The mediocre teacher tells. The good teacher explains. The superior teacher demonstrates. The great teacher inspires.' - **William A. Ward**



Morning Oral Work

I ORALI YASEKUSENI

- Xoxa ngosuku nomhla, imozulu neziganeke ezibalulekileyo.
- Yonwabela imihla yokuzalwa nabantwana.



Phonics

New sound
Spelling words

Sound **nkx**

10 min

Phonic Words

inkonkxa inkxaso nkxu nxa inxele



Group Guided Reading Paired / Independent Reading



Group 1

15 min



Handwriting

Handwriting practice

Letter *nkx*

30 min

Handwriting Words

nkxu inkxaso

Handwriting Pattern:

nkxu nkxu nkxu

Handwriting Sentence:

Beka inkonkxa ngasekunxele.



Group Guided Reading Paired / Independent Reading



Group 2

15 min



Shared Reading

Pre-read

15 min

Look And Say Words

endimthandayo ingqondo oonojubalala ekonisathini



Morning Oral Work

I ORALI YASEKUSENI

- Xoxa ngosuku nomhla, imozulu neziganeko ezibalulekileyo.
- Yonwabela imihla yokuzalwa nabantwana.



Phonics

DBE workbook

Sound **nkx**

10 min

Incwadi Yokusebenzela Yoku-1

YeDBE

Iphepha: 121



Group Guided Reading Paired / Independent Reading



Group **3**

15 min



Writing

30 min

linjongo

Abafundi bafanele ukwazi:

- Ukuba negalelo ngezimvo namagama xa bebhala beyiklasi
- Ukuphulaphula kwizimvo zabanye abafundi

Izixhobo Ezifunekayo:

Ipowusta: Ngaphantsi Kolwandle

Itshati yebali

Ukuzilungiselela:

1. Xhoma ipowusta apho izakubonwa ngabo bonke abafundi.
2. Hlalisa abafundi ngocwangco ukuze baphulaphule ngenyameko.
3. Ukuba abafundi bakwiidesika zabo, qinisekisa ukuba akukho nto phezu kwazo.

Umfuziselo:

1. Xelela abafundi: Namhlanje sizakuphulaphula size siyile ibali ngale powusta.
2. Cacisela abafundi ukuba namhlanje, iklasi izakucinga ngebali ELINGEYONYANI/ INTSOMI.
3. Balisa ukuba ibali ELINGEYONYANI / INTSOMI, alinanyani – libali elinabantu neziganeko ezicingwe nje.
4. Cacisa ukuba namhlanje, iklasi izakubhala ibali ngokwenzeke kwipowusta. Namhlanje abafundi bazakuziqhelanisa nokusebenzisa IINGCINGA zabo / UMFANEKISO NGQONDWENI xa beyila ibali.

Ingxoxo Ye-Orali:

1. Xelela abafundi : Sizakuyila ibali xa sisonke ngento eyenzeka kwipowusta.
2. Cacisa ukuba namhlanje, uzakubhala ngengxaki eyenzekileyo kwakunye nesisombululo.
3. Cacisa ukuba namhlanje, sizakukhetha into esizakubhala ngayo kwipowusta engengobantu.
4. Khumbuza abafundi ukuba kufuneka baphakamise izandla zabo xa ilixesha labo lokuthetha.
5. Buza abafundi: Sesiphi isilo esinokubhala ngaso?
6. Phula phula kwiimpendulo zabafundi.
7. Khetha into eninokubhala ngayo, nabafundi. Umzekelo: intlanzi ebunkwenkwezi.
8. Thathani isigqibo ngesivakalisi esichaza le ntlanzi, ngolu hlobo: Kudala dala, intlanzi epinki yayihlala elwandle.
9. KRWELELA UMGCA IGAMA NGALINYE.
10. Sebenzisa UMFUZISELO ukubonisa abafundi indlela ocinga ngayo ngesigaba ngasinye sesivakalisi.
11. Cacisa ukuba kufuneka kulandele ingxaki ezakufunyanwa yintlanzi ebunkwenkwezi.
12. Cela abafundi bacinge ngengxaki eyayinokufunyanwa yintlanzi ebunkwenkwezi.
13. Vumela abafundi banikele ngezimvo zabo.
14. Thatha isigqibo ngezivakalisi zesiqu ezintathu.
Umzekelo: Intlanzi ebunkwenkwezi encinane yayisiya esikolweni. Iliza elikhulu lafika layikhupha endleleni. Yalahleka. Biza izivakalisi ngokuvakalayo.
15. KRWELELA UMGCA IGAMA NGALINYE.
16. Sebenzisa UMFUZISELO ukubonisa indlela ocinga ngayo ngesigaba ngasinye sesivakalisi.
17. Funda izivakalisi ngokuvakalayo.
18. Cacisa ukuba okulandelayo, abafundi baza kuncedisa ngokucinga. Ngecebo lokusombulula ingxaki leyo.
19. Buza abafundi: Singayintoni isiphelo seli bali?
Isonjululwa njani le ngxaki?
20. Vumela abafundi banikele ngezimvo zabo.
21. Cinga ngezivakalisi ezisombulula ingxaki. Umzekelo: Intlanzi ebunkwenkwezi yayikhala. Ufudo lolwandle lwafika. Lathatha intlanzi layigodusa. Yitsho isivakalisi ngokuvakalayo.
22. KRWELELA UMGCA IGAMA NGALINYE.
23. Sebenzisa UMFUZISELO ukubonisa indlela ocinga ngayo ngesigaba ngasinye sezivakalisi.
24. Xa ugqibile, fundani umhlathi wonke ninonke niyiklasi.
25. Khumbuza abafundi ukuba ABABHALI BAYAYIFUNDA IMIBHALO YABO.
26. Bancome abafundi ngendlela abathe bayila ibali ngayo.
27. Cacisa ukuba abafundi baza kusebenzisa iingcinga zabo xa bebhala ibali eliyintsomi kwiiveki ezimbini ezizakulandela.

28. Beka ibali eligqityiweyo kwikona yokufunda.

Ukumaka:

1. Sebenzisa irubhrikhi elandelayo ukuhlola umfundi ngamnye.
2. Bhala iziphumo zokuhlola kwincwadi yokuhlola.
3. Kwaye, phawula ngenkxalabo onayo ngesakhono sokuthatha inxaxheba somfundi.

Inqanaba Lokuhlola	Usebenza ngokungekanelisi	Usebenza ngokwanelisayo	Usebenza ngokugqwesileyo	
Qwalasela amamele utitshala:	Umfundi akammameli Kwaye akaqwalaseli into ethethwa ngutitshala.	1 Umfundi uyazama ukumamela aqwalasele kutitshala.	2 Umfundi uqwalasela amamele utitshala kuso sonke isifundo.	3
Umsebenzi: Ukunikela ngezimvo zebali	Umfundi akazami nokuzama ukunikela ngezimvo.	1 Umfundi uyazama ukunikela ngezimvo. Izimvo ayizozakhe okanye azifanelekanga.	3 Umfundi uthatha inxaxheba kwisifundo kwaye unike ngezimvo zakhe. Izimvo zezakhe okanye zifanelekile.	5
Izakhono zokuphulaphula:	Umfundi usoloko engxola okanye uphazamisa abanye abafundi xa bethetha.	0 Umfundi uyangxola ngamanye amaxesha okanye uphazamisa abanye xa bethetha.	1 Umfundi uthule ixesha elininzi, uphulaphule kakuhle kwaye uthule xa abanye bethetha.	2

Example

Kudala dala, intlangi
ebunbwenkwezi epinki yayikhala
elwandle.

Le ntlangi ebunbwenkwezi
incinane yaisiya esikolweni. Iliqa
elibhulu labiba layibhupha
endleleni. Yalahleba.

Intlangi ebunbwenkwezi yayikhala.
Ufudo lolwandle olubhulu lwabiba.
Lwathwala intlangi
ebunbwenkwezi lwayigodusa.



Group Guided Reading
Paired / Independent Reading



Group 4

15 min



Shared Reading

First read

15 min

DBE Workbook 1

Title: Umza wam endimthandayo

Page: 36



Morning Oral Work

I ORALI YASEKUSENI

- Xoxa ngosuku nomhla, imozulu neziganeko ezibalulekileyo.
- Yonwabela imihla yokuzalwa nabantwana.



Phonics

Own choice

Sound **nkxw**

10 min

Phonic Words

nkxwe inkxwaleko amakhwenkwe inkwenkwe ixabiso



Group Guided Reading Paired / Independent Reading



Group **5**

15 min



Handwriting

Handwriting practice

Letter *nkxw*

15 min

Handwriting Words

nkxwe inkxwaleko

Handwriting Pattern:



Handwriting Sentence:

Inkxwaleko ayilunganga.



Group Guided Reading Paired / Independent Reading



Group **6**

15 min



Shared Reading

Second read

15 min

DBE Workbook 1

Title: Umza wam endimthandayo

Page: 36



Morning Oral Work

I ORALI YASEKUSENI

- Xoxa ngosuku nomhla, imozulu neziganeko ezibalulekileyo.
- Yonwabela imihla yokuzalwa nabantwana.



Phonics

Own choice

Sound **nkxw**

10 min



Group Guided Reading Paired / Independent Reading



Group **7**

15 min



Writing

15 min

Iinjongo

Abafundi bafanele ukwazi:

- Ukunikela ngeengcinga namagama xa bebhala beyiklasi
- Ukuphulaphula kwiingcinga zabanye abafundi

Izixhobo Ezifunekayo:

Ipowusta: Ngaphantsi Elwandle

Itshati enebali, elibhalwe ngoLwesibini.

Iincwadi neepensile zabafundi

Ukuzilungiselela:

1. Xhoma ipowusta apho izakubonwa ngabo bonke abafundi.
2. Beka ibali apho lizakubonwa ngabo bonke abafundi.
3. Hlalisa abafundi ngocwangco ukuze baphulaphule ngenyameko.
4. Ukuba abafundi bakwiidesika zabo, qinisekisa ukuba akukho nto phezu kwazo.

Umfuziselo:

1. Xelela abafundi: NgoLwesibini, bayile ibali baze babhala ngentlanzi ebunkwenkwezi. Mabacinge ngengxaki necebo lokusombulula ingxaki.
2. Namhlanje, uzakufumana ithuba lokusebenzisa iingcinga / umfanekiso ngqondweni wakho. Uzakucinga ngelona cebo elilodwa lokusombulula le ngxaki yentlanzi ebunkwenkwezi!
3. Fundela iklasi ibali ngokuvakalayo.

4. Cacisela abafundi ukuba, ingxaki yintlanzi ebunkwenkwezi elahlekileyo.
5. Namhlanje, abafundi bazakucinga ngendlela entsha ethe intlanzi yayisombulula ngayo ingxaki.
6. Chaza ukuba abafundi bazakubhala izivakalisi ezi 2-3 malunga nale ngxaki.

Imiyalelo Ye-Orali:

1. Cela abafundi bavale amehlo abo baze bacinge ngentlanzi encinci elahleke emanzini.
2. Cela abafundi basebenzise iingcinga zabo becinga ngendlela abanokunceda le ntlanzi ngayo.
3. Khumbuza abafundi ukuba ABABHALI BAYACINGA PHAMBI KOKUBA BABHALE.
4. Cela abafundi bavule amehlo abo.
5. Cela abafundi aba 2-3 babelane ngeengcinga zabo neklasi.

Ukubhala

1. NIKA ABAFUNDI IINCWADI ZABO.
2. Cela abafundi batyhile kwiphepha lokuqala elingabhalwanga ezincwadini zabo.
3. Yalela abafundi baqale ngokubhala amacebo engxaki ababhale ngayo.
4. Xa abafundi begqibe kwangethuba, BANGAFAKELA IINKCUKACHA
5. Xa abafundi bebhala, hamba hamba wenze UDLIWANO NDLEBE OLUNCINANE.

Example

Kudala dala, intlangi
elunkwenkwenzi epinki yayihlala
elwandle.

Intlangi elunkwenkwenzi yayisuya
esikolweni. Kiga eliphulu lafika
layikhupha endleleni. Yalahleka.

Intlangi elunkwenkwenzi encinane
zange iphaphazele. Yasuka
yacela ukolathiselwa indlela
yintlangi enobubele esisicwecwe.
Intlangi esisicwecwe yayolathisa
yafika ekhaya ikhuselekile.



Group Guided Reading Paired / Independent Reading



Group 8
15 min



Listening and Speaking

Poster discussion

NGAPHANTSI
KOLWANDLE

5 min

Assessment activity

25 min

Poster Discussion

1. Bangaphi abantu/ iindadi ozibonayo? (Ntlanu)
2. Banxibe njani? (bakwisuti zokudada ezimanzi. lingalo zabo kunye nenyawo zigqunyiwe. Banxibe iimaski ebusweni bazo. Banezihlangu ezinde kwiinyawo zabo– fliphazi.)
3. Ucinga ukuba iindadi ziphefumla kanjani ngaphantsi kwamanzi? (Amatanki akwimiqolo yazo iindadi anomoya wokuphefumla. Umoya wokuphefumla umpontshelwa emilonyeni yazo.)
4. Ungathanda ukudada ngaphantsi kwamanzi? Ngoba? (Noba zeziphi iimpendulo ezifanelekileyo.)
5. Ucinga ukuba kunjani ukuba yindadi? (Eyonwabisayo, eyoyokisayo , etsala umdla, etc.)

QAPHELA: Unezifundo ezine zokuphulaphula kubafundi bonke eklasini yakho. Esi sisifundo 3 kwezi 4.

1	2	3	4
---	---	---	---



Morning Oral Work

I ORALI YASEKUSENI

- Xoxa ngosuku nomhla, imozulu neziganeko ezibalulekileyo.
- Yonwabela imihla yokuzalwa nabantwana.



Phonics

Spelling test

Sound **nkx, nkxw**

20 min

Spelling Test	Date:
1. inkonkxa	6. nkxwe
2. inkxaso	7. inkxwaleko
3. nkxu	8. amakhwenkwe
4. nxa	9. inkwenkwe
5. inxele	10. ixabiso

Dictation Sentence

Amakhwenkwe atshotshayo awayifuni inkxwaleko afuna inkxaso kwinqununu yesikolo.



Group Guided Reading Paired / Independent Reading



Group **9**

15 min



Writing

DBE workbook

15 min

Incwadi Yokusebenzela
Yoku-1 YeDBE
Amaphepha: 88,89,91
ezantsi, 133 ezantsi.



Group Guided Reading Paired / Independent Reading



Group **10**

15 min



Listening and Speaking

Rhyme, song or game

5 min

Assessment activity

10 min

QAPHELA: Unezifundo ezine zokuphulaphula kubo bonke abafundi eklasini yakho. Esi sisifundo 4 kwezi 4.

1	2	3	4
---	---	---	---



Shared Reading

Post read

15 min

DBE Workbook 1

Title: Umza wam endimthandayo

Page: 36

COMPREHENSION:
Questions
Ngubani obebhala le leta?
Ibhalelwa bani le leta?
Bhala into ibenye amabeyenze ngexesha babendwendwelwe nguBongi.
Yintoni eza kwenziwa nguDumi kwikonsathi yesikolo
Ingaba uyakwazi ukubhala idilesi yakho? Yibhale phantsi.
Answers
NguDumi
Ibhalelwa uBongi.
Babeleqana noonojubalala, nenye impendulo echanekileyo.
Uzakuxhentsa.
Umfundi ngamnye uzakuphendula abhale idilesi yakhe.



WEEK ↘
WEEK ↗
WEEK ↗
WEEK ↘

‘Teaching is more than imparting knowledge,
it is inspiring change. Learning is more than
absorbing facts, it is acquiring understanding.’

- **William Arthur Ward**



Morning Oral Work

I ORALI YASEKUSENI

- Xoxa ngosuku nomhla, imozulu neziganeko ezibalulekileyo.
- Yonwabela imihla yokuzalwa nabantwana.



Phonics

New sound
Spelling words

Sound **tshw**

10 min

Phonic Words

tshwa tshisa tshotsha shumayela kushushu



Group Guided Reading Paired / Independent Reading



Group 1

15 min



Handwriting

Handwriting practice

Letter *tshw*

30 min

Handwriting Words

tshwa itshoba

Handwriting Pattern:

tshw tshw tshw

Handwriting Sentence:

Impuku ithe tshwa emngxunyeni.

Handwriting DBE Activities:

UZintle unentliziyo entle



Group Guided Reading Paired / Independent Reading



Group 2

15 min



Shared Reading

Pre-read

15 min

Look And Say Words

bayokuxelela siyacoca kuyokucocwa bezokuncedisa kukhuculwa



Morning Oral Work

I ORALI YASEKUSENI

- Xoxa ngosuku nomhla, imozulu neziganeko ezibalulekileyo.
- Yonwabela imihla yokuzalwa nabantwana.



Phonics

DBE workbook

Sound **tshw**

10 min



Group Guided Reading Paired / Independent Reading



Group **3**

15 min



Writing

30 min

linjongo

Abafundi bafanele ukwazi:

- Ukuthabatha inxaxheba kwingxoxo yokukhetha isihloko abazakubhala ngaso.

Izixhobo Ezifunekayo:

- Ipowusta: Ngaphantsi Kolwandle
- Ibhodi Netshokhwe
- Iincwadi neekhrayoni zabafundi

Ukuzilungiselela:

1. Hlalisa abafundi ngocwangco baze baphulaphule ngenyameko.
2. Ukuba abafundi bahleli kwiidesika zabo, qinisekisa ukuba akukho nto phezu kweedesika.
3. Xhoma ipowusta apho izakubonwa ngabo bonke abafundi.
4. Bhala le ngcaciso ebhodini:
Ibali eliqwetyiweyo: ibali elithetha ngeziganeko okanye abantu abasezingcingeni kuphela.
5. Bhala le mibuzo ilandelayo ebhodini:

Ngoobani abalinganiswa ebalini?

Yintoni eyenziwa ngabalinganiswa?

Kutheni abalinganiswa bengaphantsi kolwandle?

Yeyiphi ingxaki abalinganiswa abazakuba nayo?

Bazoyisombulula njani le ngxaki abalinganiswa ?

Umfuziselo:

1. Cacisela abafundi ukuba namhlanje, abafundi bazakubhala IBALI ELINGEYONYANI.

2. Cacisa ukuba INTSOMI ayiyonyani—ibali aliyonyani xa lithetha ngabantu nezinto esizicingayo
3. Khomba abantu ababini abakwiipowusta.
4. Cacisa ukuba abafundi bazakubhala ibali ngento eyenziwa ngabantu ababini.
5. Cacisa ukuba abafundi bazakusebenzisa iingcinga zabo ekwenzeni into eyonwabisayo.
6. Khumbuza ababhali bacinge ngebali labo kuqala kuba ABABHALI BAYACINGA PHAMBI KOKUBA BABHALE.
7. Cacisa ukuba abafundi bazakuxoxa ngeengcinga zabo nabalingane babo.
8. Khomba imibuzo esebhodini.
9. Cacisa ukuba abafundi BAZAKUJIKA BATHETHE nabalingane. Umlingane ngamnye uzakufumana ithuba lokubuza nelokuphendula imibuzo.
10. (Ukuba ikhosi yakho ifuna ukuncedwa ngokuJIKA BATHETHE, cela umfundi omnye aze phambi kwekhosi. Sebenzisa UMFUZISELO ukubonisa abafundi indlela YOKUJIKA BATHETHE xa bephendula imibuzo.)
11. Cacisa ukuba umfundi ngamnye uzakubhala imibuzo neempendulo ngebali LAKHE ezincwadini zabo.
12. Sebenzisa UMFUZISELO ukubonisa abafundi indlela yokucinga ngento nokubhala impendulo yombuzo omnye.
13. Qinisekisa ukuba BAKRWELELE UMGCA IGAMA NGALINYE.
14. Bacacisele ukuba kulindeleke ukuba baphendule yonke imibuzo ukulungiselela ibali labo ngoLwesine.

Imiyalelo Ye-Orali:

1. Cacisa ukuba abafundi bafanele ukuthatha isigqibo ngesiganeko abanqwenela ukubhala ngaso.
2. Yithi: Namhlanje UZAKUCINGA PHAMBI KOKUBA UBHALE.
3. Cela abafundi bavale amehlo baze bacinge bathathe nesigqibo ngoluhlu abazakubhala ngalo.
4. Cela abafundi aba 2-3 babelane ngesigqibo abasithathileyo kwakunye nekhosi.
5. Yalela abafundi BAJIKE BATHETHE.

Okubhalwayo:

1. Cacisa ukuba abafundi bafanele ukubhala iimpindulo zombuzo ngamnye.
2. NIKA ABAFUNDI IINCWADI ZABO.
3. Bachazele ukuba batyhile kwiphepha lokuqala elingabhalwanga ezincwadini zabo.
4. Hamba hamba ekhosi ukhangele ukuba abafundi batyhile kwiphepha elichanekileyo na.
5. Hamba hamba ekhosi wenze UDLIWANO NDLEBE OLUNCINANE.

6. Ngexesha lodliwano ndlebe, nceda abafundi babhale iimpendulo zemibuzo yabo ebhodini.
7. Khumbuza abafundi BASEBENZISE IZIXHOBO baze BABIZE AMAGAMA NGOKUCOTHA NJENGOFUDO.
8. Ngexesha lodliwano ndlebe oluncinane cela abafundi BAKUFUNDELE IMIBHALO YABO.
9. Yalela abafundi abagqibe kuqala bafakele iinkcukacha okanye bongeze izivakalisi kwimibhalo yabo kuba ABABHALI BAFAKELA IINKCUKACHA.
10. Xa uhamba hamba, KHUTHAZA ABABHALI.

Ukumaka:

1. Nika abafundi ingxelo eyakhayo kwiincwadi zabo. Ingaba ziinkwenkwezi, ubuso obuncumileyo, okanye igama :Kuyancomeka!
2. Sebenzisa irubhrikhi elandelayo ukuhlola umfundi ngamnye.
3. Bhala iziphumo zokuhlola kwincwadi yokuhlola.
4. Kwaye, phawula ngenkxalabo onayo ngesakhono sokubhala somfundi.

Inqanaba Lokuhlola	Usebenza ngokungekanelisi	Usebenza ngokwanelisayo	Usebenza ngokugqwesileyo			
UMSEBENZI: Usebenzisa ubuchule	Umfundi ukopa izimvo zabanye OKANYE ufuna uncedo xa ecinga ngezakhe izimvo.	0	Abafundi babonisa ubuchule xa becinga ngezimvo zabo.	1		
UMSEBENZI: Uyila nomlingane	Umfundi akajiki athethe OKANYE umfundi akenzi msebenzi xa kujikwa kuthethwe.	1	Umfundi uyajika athethe nomlingane. Umfundi uxoxe ngezimvo zakhe nomlingane wakhe. Umfundi uphendula aze abuze eminye imibuzo.	2	Umfundi ujika athethe nomlingane ngezimvo zakhe. Umfundi ubuza imibuzo aze aphulaphule kakuhle kwiimpendulo zomlingane wakhe. Umfundi wabelana ngeempendulo zemibuzo yonke nomlingane wakhe.	3
UMSEBENZI: Ubhala iimpendulo zemibuzo	Umfundi akazibhali iimpendulo zemibuzo ebhodini.	1-2	Umfundi ubhala impendulo eqiqiweyo kumbuzo ngamnye obhalwe ebhodini.	3-4	Umfundi ubhala impendulo eqiqiweyo kumbuzo ngamnye obhalwe ebhodini. Iimpendulo ziphelele , izivakalisi zineenkukacha.	5-6

Example

1. Abalinganiswa kweli bali ngu
Nes no Jau.
2. Abalinganiswa bantywila
elwandle.
3. Bakhangela amaso omhlolo
walo.
4. Umamlambo wayenziwe amaso
omhlolo kaJau engabemi
ukuwabuyisela kuye.
5. UJau ujakumbamba
umamlambo awathathe amaso.



Group Guided Reading
Paired / Independent Reading



Group 4

15 min



Shared Reading

First read

15 min

DBE Workbook 1
Title: UBongi uyacoca
Page 120



Morning Oral Work

I ORALI YASEKUSENI

- Xoxa ngosuku nomhla, imozulu neziganeko ezibalulekileyo.
- Yonwabela imihla yokuzalwa nabantwana.



Phonics

New sound

Sound **ntshw**

10 min

Phonic Words

ntshwe intshwabulo intshongo intshela intshumayelo



Group Guided Reading Paired / Independent Reading



Group **5**

15 min



Handwriting

Handwriting
practice

Letter *ntshw*

15 min

Handwriting Words

ntshwe intshongo

Handwriting Pattern:



Handwriting Sentence:

Ayilunganga intshwabulo.



Group Guided Reading Paired / Independent Reading



Group **6**

15 min



Shared Reading

Second read

15 min

DBE Workbook 1

Title: UBongi uyacoca

Page 120



Morning Oral Work

I ORALI YASEKUSENI

- Xoxa ngosuku nomhla, imozulu neziganeko ezibalulekileyo.
- Yonwabela imihla yokuzalwa nabantwana.



Phonics

Own choice

Sound **ntshw**

10 min



Group Guided Reading Paired / Independent Reading



Group **7**

15 min



Writing

15 min

Iinjongo

Abafundi bafanele ukwazi:

- Ukubhala itekisi enezivakalisi ezilishumi ubuncinane bebonakalisa ubuchule.

Izixhobo Ezifunekayo:

- Ipowusta: Ngaphantsi Kolwandle
- Ibhodi netshokhwe
- Iincwadi zabafundi neekhrayoni ezinemibhalo yangoL-wesibini

Ukuzilungiselela:

1. Hlalisa abafundi ngocwangco baze baphulaphule ngenyameko.
2. Ukuba abafundi bahleli kwiidesika zabo, qinisekisa ukuba akukho nto phezu kweedesika.
3. Xhoma ipowusta apho izokubonwa ngabo bonke abafundi.
4. Bhala le nkcazelo ebhodini:

Ibali elingeyonyani: ibali elithetha ngeziganeko okanye abantu abasezingcingeni kuphela.

5. Bhala le mibuzo ebhodini:

<ul style="list-style-type: none"> • Ngoobani abalinganiswa ebalini? • Yintoni eyenziwa ngabalinganiswa? • Kutheni abalinganiswa bengaphantsi kolwandle nje? • Yeyiphi ingxaki abazoba nayo abalinganiswa? • Bazoyisombulula njani le ngxaki abalinganiswa? 	<p>Kudala dala...(chaza abalinganiswa)</p>
--	--

Umfuziselo:

1. Cacisa ukuba namhlanje, abafundi bazakuqala ngedrafti yamabali abo aqwetyiweyo.
2. Khumbuza abafundi ukuba ibali elingeyonyani kuxa sibhala ngeziganeko nabantu abasezingcingeni zethu kuphela.
3. Cacisa ukuba namhlanje, abafundi bazakubhala izivakalisi ezi 3-4 ngamabali abo.
4. Bacacisele ukuba abafundi bazakuqala ngokuchaza abalinganiswa bebali.
5. Cacisa ukuba abafundi bazakusebenzisa iimpendulo zemibuzo yangoLwesibini: Ngoobani abalinganiswa ebalini?
6. Sebenzisa UMFUZISELO ukubonisa abafundi indlela yokubhala izivakalisi ezi 3-4 xa beqala ibali, umzekelo: Kudala dala, kwakukho ubhuti nosisi ababebizwa uNeo kwakunye noTau. UNeo wayemfutshane eliqhula. UTau wayemde enondileko. Babesebenzisana ukusombulula iimfihlakalo.
7. KRWELELA UMGCA IGAMA NGALINYE.

Okubhalwayo:

1. NIKA ABAFUNDI IINCWADI ZABO.
2. Yalela abafundi batyhile kwimibhalo yabo yangoLwesibini.
3. Baxebele ukuba baqale amabali abo kwiphepha elilandelayo.
4. Hamba hamba uqinisekise ukuba abafundi babhala kwiphepha elililo.
5. Hamba hamba eklasini wenze UDLIWANO NDLEBE OLUNCINANE.
6. Khumbuza abafundi basebenzise IZIXHOBO baze BABIZE AMAGAMA NGOKUCOTHA NJENGOFUDO.
7. Ngexesha lodliwano ndlebe oluncinane cela abafundi BAKUFUNDELE ABAKUBHALILEYO.
8. Cela abafundi abagqibe kuqala bafakele iinkcukacha okanye bongeze izivakalisi kwimibhalo yabo kuba ABABHALI BAFAKELA IINKCUKACHAA.
9. Xa uhamba hamba, KHUTHAZA ABABHALI.

Example

Kudala dala, kwakubho
ulhuti no sisi abaligwa
uNeo noJau. UNeo
wayemfutshane
enobughula. UJau yena
wayemde enondileko.
Bal esebenzisana
ukusomelulula iimfihlakalo.



Group Guided Reading Paired / Independent Reading



Group 8
15 min



Listening and Speaking

Poster vocabulary

INGAPHANTSI

KOLWANDLE

5 min

Assessment activity

25 min

Poster Vocabulary

1. Indadi
2. Isuti yokudada ebumanzi
3. Iifliphazi
4. Imaski
5. Umoya wokuphefumla

UMSEBENZI WOKUPHULAPHULA NOKUTHETHA:

Ukuxela ibali elilula ngabalinganiswa abohlukahlukeneyo.

Iinjongo:

Ekupheleni kwesi sifundo, abafundi bafanele ukwazi:

- Ukuchaza ibali elifutshane elilula ngabalinganiswa abohlukahlukeneyo.

Inkcazelo Yesifundo:

- a. Hlalisa abafundi ukuze baphulaphule ngenyameko.
- b. Ukuba abafundi bakwiidesika zabo, qinisekisa ukuba iidesika zabo zicocekile.
- c. Qinisekisa ukuba abafundi bahleli ngocwangco kwaye bonke bayabona phambili eklasini.
- d. Xelela abafundi ukuba uzakubafundela ibali, ke mabaphulaphule ngenyameko kuba uzakubuza imibuzo ngebali elo.
- e. Funda ibali ngokucacileyo, qabavu, ngelizwi elivakalayo

UNaledi waye yintlanzi yenkwenkwezi eqaqambileyo emthubi. Wayehlala kwichibi elinganzulwanga ekupheleni kolwandle lwase India. Ubejongeka njengo jongilanga. Waye yintlanzi yenkwenkwezi eyayisoloko ivuyile, ingakhalazi nangantoni na.

UNaledi wayehlala nezinye izidalwa kweli chibi. Bekukho iintlanzi ezincinane eziluhlaza nomqwabulo obizwa uAlly. Kwakukho unonkala omncinane obizwa uKala kwaye nezinye izidalwa. “Ndiyalthanda eli chibi,” watsho uNaledi kwabanye.

UKala waye ngunonkala omncinci osoloko ekhalaza, ecaphukela ukuba sechibini. Wayejonga ngaphandle

kulwandle lwaseIndia. Wayefuna ukuzala kolwandle kuze ukuze azokuba kulwandle oluvulekileyo. “Ndifuna ukuba kulwandle lwaseIndia,” watsho uKala, “Akumnandanga apha!” UNaledi wajonga unonkala. “Kodwa, Kala,” watsho, “kuhle apha.” Jonga. Njani ungathandi ukuba apha? Andinasithukuthazi mna apha! Sidlala imidlalo kunye, sincokole, sihleke.” UAlly umqwabulo wolwandle wangqinelana noNaledi. “Ndiyathanda nam apha,” watsho kuNaledi. “Ndiziva ndikhuselekile apha! Masidlale undize! Uzifihle kuqala!” UNaledi wahamba wayozifihla ngaphantsi kwamatye walinda uAlly.

Apho nje, amanzi amaza eza ngaphezulu kwamatye. UKala waqhwaba iinzipho zakhe zombini. “Yooh! Amaza aphezulu! Ndikhululekile,” ekhwaza. UKala wenza ukuba amaza amfumane amphosele ngaphandle. Waye chulumancile.

Njenokuba imizuzu igqitha, amanzi amane esiza kwichibi. “Masiyeke ukudlala, Ally!” UNaledi noAlly bazibambelela ngamatye ukuze bangemki nolwandle. Babiwa bubuthongo balala. Ekuseni, xa bevukayo ichibi lalizolile kwakhona. UNaledi wabheka-bheka. Bonke abahlobo bakhe babesekho. Weva uKala, “Ndiyavuya ukuba kweli chibi kwakhona! Bendinga ukuba akusokuze ndilibone kwakhona. Ndibone iindawo ezininzi. Iintlanzi ezinkulu namaza andijikelezisile. Ngethamsanqa, amaza okugqibela andibuyisile apha. Ngoku ndiyazi ayikho indawo egqith'ikhaya lakho!”

“Wamkelekile Kala,” watsho uNaledi.

- f. Buza abafundi le mibuzo ilandelayo:
 - a. Kwenzeka ntoni kweli bali? (UKala ushiye ichibi/iphuli enamaza wabuya ekhuselekile).
Xelela abafundi ukuba siyibiza uYILO lwebali.
 - b. Ngobani abalinganiswa abaphambili kweli bali? (UNaledi noKala) **Xelela abafundi ukuba sibiza abantu okanye izilwanyana ebalini ABALINGANISWA.**
- g. Cacisela abafundi ukuba kubalulekile ukuba noyilo/umxholo kunye nabalinganiswa. Masilazi ibali ukuba lithetha ngabani, nokuba kwenzeka ntoni kwibali.
- h. Xelela abafundi ukuba omye nomnye kuzo zontathu ezi zifundo zokuphulaphula nokuthetha uza kubalisa ibali eklasini.
- i. Bangabalisa nokuba leliphu ibali abalaziyo kodwa kufuneka libe NOMXHOLO/UYILO kunye NABALINGANISWA. Abafundi bangababuza abazali babo okanye abo babakhulisayo imizekelo.
- j. Kukho namanye amabali kwincwadi yeDBE kwiphepha 104, 108 kunye 112 abangalisebenzisa.
- k. Abafundi bangabanoxwebhu lokuzikhumbuza kodwa bangalifundi.
- l. Khumbuza abafundi ukuba xa besenzela iklasi intetho nkcazelo, mabakhumbule le migaqo ilandelayo:

Imigaqo yentetho nkcazelo

- a. Thethela phezulu nangokucacileyo.
- b. Ungaziphindaphindi.
- c. Xela ibali lakho iziganeko zilandelelane/iziganeko ngendlela eyiyo.
- d. Yima ungagungqi.
- e. Wujonge umndilili othetha nawo.
- f. Ilizwi lakho malitsale umdla wabantu.

Ukumaka:

1. Sebenzisa le rubriki ilandelayo ukuhlola umntwana ngamnye.
2. Bhala iziphumo zabo kwincwadi yokuhlola.
3. Okunye, bhala izinto ezixhalabisayo ngokuphulaphula nokuthetha komfundi ngamnye.

WEEK 7 THURSDAY

Inqanaba lokuhlola	Usebenza ngokungekanelisi		Usebenza ngokwanelisayo		Usebenza ngokugqwesileyo	
Umxholo/uyilo lwebali	Umxholo webali awuvakali kakuhle.	1	Umxholo webali uyavakala kodwa awuniki mfanekiso ngqondweni.	2	Umxholo webali uyavakala kwaye uyawunika umfanekiso ngqondweni.	3-4
Abalinganiswa bebali	Abalinganiswa abaphuhliswanga okanye abachazwanga.	1	Abalinganiswa baphuhlisiwe kodwa okanye abachazwanga ngokucacileyo	2	Abalinganiswa baphuhlile baze bachazwa ngokucacileyo.	3
Izakhono zokuthetha gabalala	Umfundi ulandela ukusuka 1 – 3 yemigaqo.	0	Umfundi ulandela ukusuka 4 yemigaqo.	1	Umfundi ulandela ukusuka 5- 6.	3

QAPHELA:

Unezifundo ezine ekufanele ukuba uzimamele nabantwana bonke eklasini. Esi sisifundo 1 kwese 4.

1	2	3	4
---	---	---	---



Morning Oral Work

I ORALI YASEKUSENI

- Xoxa ngosuku nomhla, imozulu neziganeko ezibalulekileyo.
- Yonwabela imihla yokuzalwa nabantwana.



Phonics

Spelling test

Sound **tshw, ntshw**

20 min

Spelling Test	Date:
tshwa	ntshwe
tshisa	intshwabulo
tshotsha	intshongo
shumayela	intshela
kushushu	intshumayelo

Dictation Sentence

Ibaleke yathi tshwa ekoneni impuku xa isiva intshwabulo kamakhulu.



Group Guided Reading Paired / Independent Reading



Group **9**

15 min



Writing

DBE workbook

15 min

Incwadi Yokusebenzela Yoku-1 YeDBE
Amaphepha: 92,95 ezantsi 131.



Group Guided Reading Paired / Independent Reading



Group **10**

15 min



Listening and Speaking

Rhyme, song or game

15 min

Assessment activity

10 min

QAPHELA: Unezifundo ezine zokuphulaphula kubo bonke abafundi eklasini yakho. Esi sisifundo 2 kwezi 4.

1	2	3	4
---	---	---	---



Shared Reading

Post read


15 min

DBE Workbook 1

Title: UBongi uyacoca

Page 120

COMPREHENSION:
Questions
Bamxelela ntoni utitshala wabo uBongi noAnn?
Wasibhala nabani uBongi isaziso?
Basixhoma phi esi saziso uBongi noAnn?
Ingaba ucinga ukuba yinto entle ukuba bacoce ukungcola? Ngoba?
Yayizakubabuyisa nini emakhaya ibhasi abafundi?
Answers
Bamxelela ngokungcola abakubone ngasemlanjeni.
Wasibhala noAnn.
Basixhoma eludongeni.
Ewe, umfundi ngamnye uzakunika impendulo echanekileyo.
Ngentsimbi yesibini.



'The secret in education lies in respecting the student.' - **Ralph Waldo Emerson**



Morning Oral Work

I ORALI YASEKUSENI

- Xoxa ngosuku nomhla, imozulu neziganeko ezibalulekileyo.
- Yonwabela imihla yokuzalwa nabantwana.



Phonics

New sound
Spelling words

Sound **rhw**

10 min

Phonic Words

umrhwebi rhweba rhwaphiliza amarhewu rhubuluza



Group Guided Reading Paired / Independent Reading



Group 1

15 min



Handwriting

Handwriting practice

Letter *rhw*

30 min

Handwriting Words

ukurhweba ukurhwaphiliza

Handwriting Pattern:

ta ta ta

Handwriting Sentence:

Abashwebi bashwaphilize kwiziko lezifundo.



Group Guided Reading Paired / Independent Reading



Group 2

15 min



Shared Reading

Pre-read

15 min

Look And Say Words

ukuntywila babesebancinci umkhumbi wayesemshiyile utatomkhulu ityathanga elunxwemeni



Morning Oral Work

I ORALI YASEKUSENI

- Xoxa ngosuku nomhla, imozulu neziganeko ezibalulekileyo.
- Yonwabela imihla yokuzalwa nabantwana.



Phonics

DBE workbook

Sound **rhw**

10 min



Group Guided Reading Paired / Independent Reading



Group **3**

15 min



Writing

30 min

linjongo

Abafundi kufanele bazi:

- Bhala isincoko esinezivakalisi ezilishumi

Izixhobo ezifunekayo:

- Ipowusta: Ngaphantsi kolwandle
- Ibhodi netshokhwe
- Iincwadi zabafundi kunye neekhrayoni nebebekubhale ngoLwesibini.

Ukuzilungiselela:

1. Hlalisa abafundi ngocwangco ukuze baphulaphule ngenyameko.
2. Ukuba abafundi bakwiidesika zabo, qinisekisa ukuba akukho nto phezu kweedesika.
3. Xhoma ipowusta apho bonke abafundi bangabona khona.
4. Bhala ezi nkcazelo zilandelayo ebhodini:
Ibali elingeyonyani: ibali elingeengcinga zeziganeko okanye abantu
5. Bhala le mibuzo ilandelayo kunye nefreyimu yokubhala, ebhaliweyo ebhodini:

• Ngoobani abalinganiswa kwibali?	Kudala dala...(chaza abalinganiswa aba 3-4)
• Benza ntoni abalinganiswa?	Shwankathela esi simo (izivakalisi ezi 2-3)
• Kutheni abalinganiswa bengaphantsi kolwandle?	Chaza ingxaki (izivakalisi ezi 3-4)
• Ingaba zeziphi iingxaki abazakuba nazo abalinganiswa?	Ingxaki isombululekile! (izivakalisi ezi)
• Bazakuyisombulula njani le ngxaki abalinganiswa?	

6. Inkcaza yakho yangoLwesibini, ebhalwe ebhodini: Kudala dala, kwakukho ubhuti kunye nosisi ababethiywe ngokuba nguNeo noTau. UNeo wayemfutshane engaqhelekanga. UTau wayemde kwaye enesidma. Basebenza ngokweqela ukusombulula imihlola.

Umfuziselo:

1. Chaza ukuba namhlanje , ababhali bazakuqhubeka ukuzoba amabali wabo angeyonyani.
2. Khumbuza abafundi ibali elingeyonyani kuxa sibhala ibali elingeengcinga zeziganeko okanye abantu.
3. Chaza ukuba namhlanje, abafundi bazakubhala ngokwenzekayo kubalinganiswa beballi.
4. Cacisa ukuba abafundi bazakusebenzisa iimpendulo zemibuzo ebebeyiphendule.
5. Sebenzisa UMFUZISELO ukubonisa ukuba bangacinga njani ngebali labo, umzekelo:

Itshomi kaTau yayidada elwandle. Walahlekelwa ngamaso wakhe.Wayesazi ukuba uTau kunye noNeo bangantywila, wabacela ukuba bamfunele.

Xa babengaphantsi kwamanzi, uNeo wabona umamlambo enxibe amaso. Umamlambo akazange afune ukubanika amaso. Wadada wemnka.

Umamlambo wadadela kweli cala elinoTau. UNeo wangxolisa uTau. Wambamba umamlambo. Bawafumana kwakho amaso etshomi yabo!

Imiyalelo Ye-Orali:

1. KHUPHA IINCWADI ZABAFUNDI.
2. Yalela abafundi ukuba bavule iincwadi zabo ekuqaleni kwebali eingeyonyani.
3. Hamba hamba ujonge ukuba abafundi bakwiphepha elililo.
4. Nika abafundi imizuzu emi 2-3 okanye bafunde abakubhalileyo kuba ABABHALI BAFUNDA ABAKUBHALILEYO.
5. Khumbuza abafundi ukuba bazakuqhubeka ukubhala eli bali namhlanje.

Okubhalwayo:

1. Yalela abafundi ukuba baqala ukubhala besebenzise iimpendulo kwimibuzo yabo kunye nefreyimu yokubhala.
2. Hamba-hamba eklasini ugqibezele UDLIWANO NDLEBE OLUNCINANE.
3. Khumbuza abafundi ukuba BASEBENZISE IZIXHOBO kwaye BABIZE AMAGAMA NGOKUCOTHA

NJENGOFUDO.

4. Ngelixa lodliwano ndlebe oluncinane cela abafundi ukuba BAKUFUNDELE ABAKUBHALILEYO.
5. Yalela abafundi abagqibe kwangoko ukuba bafake iinkcukacha okanye izivakalisi kwimibhalao yabo kuba ABABHALI BONGEZA IINKCUKACHA.
6. Ngelixa uhamba-hamba, KHUTHAZA ABAFUNDI.

Ukumaka:

1. Nika abafundi ingxelo eyakhayo kwincwadi zabo. Ingaba yinkwenkwezi, ubuso obuncumileyo, igama: Kwakuhle!
2. Sebenzisa le rubhriki elandelayo ukuhlola umfundi ngamnye.
3. Bhala iziphumo kwincwadi yakho yokuhlola.
4. Kwaye, phawula ngenkxalabo onayo ngendlela umfundi ngamnye athe wabhala ngayo

Inqanaba lokuhlola	Usebenza Ngokungekanelisi		Usebenza Ngokwanelisayo		Usebenza ngokugqwesileyo	
Umsebenzi: Usebenzisa iimpendulo kwimibuzo ukwazisa okubhaliweyo.	Ibali lomfundi alinxulumananga nempendulo ezikwisicwangciso sabo.	0	Umfundi usebenzisa iimpendulo kwisicwangciso sabo ukubhala ibali lakhe.	1		
Umsebenzi: Babhala izivakalisi ezilishumi ubuncinane.	Umfundi ubhale ngaphantsi kwezivakalisi ezilishumi/ okanye izivakalisi ezibhaliweyo aziphelelanga.	1-2	Umfundi ubhala izivakalisi ezilishumi ubuncinane.	3-4	Umfundi ubhale izivakalisi ezilishumi ezipheleleyo ubuncinane. Izivakalisi zinobuchule okanye zinzima.	5-6
Umsebenzi: Usebenzisa ifreyimu ebhaliweyo	Umfundi akasebenzisanga ifreyimu yokubhala , OKANYE ushiye ezinye indawo.	1	Umfundi usebenzise ifreyimu yokubhala ukulungisa izivakalisi azibhalileyo.	2	Umfundi usebenzise ifreyimu yokubhala ukulungisa izivakalisi azibhalileyo. Umfundi usebenzise ubuchule ukongeza kwifreyimu yokubhala.	3

Example

Umhlobo ba Jau wayequltha kulwandlekazi.
Walokha amaso abhe. Wayeyazi ukuba
uJau noke bayabwazi ukuphila wage
wabacela ukuba bayifumane.

Xa balengaphantsi kwamanzi. Uleo
wabona umamlambo lwancibule amaso.
Umamlambo abagange avume ukubanika.
Waqulthela kuwe.

Umamlambo waqulthela kuwala lika Jau.
Uleo abhuza uJau. Wabamba
umamlambo. Babuyisela amaso kumhlolo
wabo!





Group Guided Reading
Paired / Independent Reading



Group 4

15 min



Shared Reading

First read

15 min

DBE Workbook 1
Title: Ukuntywila elwandle.
Page 124-125



Morning Oral Work

I ORALI YASEKUSENI

- Xoxa ngosuku nomhla, imozulu neziganeko ezibalulekileyo.
- Yonwabela imihla yokuzalwa nabantwana.



Phonics

New sound

Sound **dy**

10 min

Phonic Words

idyasi idyokhwe dyobha edyokhweni idyudyu



Group Guided Reading Paired / Independent Reading



Group **5**

15 min



Handwriting

Handwriting practice

Letter *dy*

15 min

Handwriting Words

idyokhwe idyasi

Handwriting Pattern:

th th th

Handwriting Sentence:

Unxibe idyasi eshushu.



Group Guided Reading Paired / Independent Reading



Group **6**

15 min



Shared Reading

Second read

15 min

DBE Workbook 1

Title: Ukuntywila elwandle.

Page 124-125



Morning Oral Work

I ORALI YASEKUSENI

- Xoxa ngosuku nomhla, imozulu neziganeko ezibalulekileyo.
- Yonwabela imihla yokuzalwa nabantwana.



Phonics

Own choice

Sound **dy**

10 min



Group Guided Reading Paired / Independent Reading



Group **7**

15 min



Writing

15 min

linjongo

Abafundi kufanele bazi:

- Ukufunda kwaye bahlele imibhalo ngokuthi balungise upelo, iimpawu zemibuzo, njalo njalo.

Izixhobo ezifunekayo:

- Ibhodi kunye netshokhwe
- Iincwadi zabafundi ezinokubhaliweyo kwangoLwesibini kunye neepensile.
- Iphepha elihamba lodwa lomfundi ngamnye (oku kungathathwa kwiincwadi zabafundi) **OKANYE ucwecwe loludwe kumfundi ngamnye.**

Ukuzilungiselela:

1. Hlalisa abafundi ngocwangco ukuze baphulaphule ngenyameko.
2. Ukuba abafundi bakwiidesika zabo, qinisekisa ukuba akukho nto phezu kweedesika zabo.
3. Bhala umhlahi wakho ebhodini. **NCEDA WENZE IIM-PAZAMO EZI 4-5 KWEZI ZIVAKALISI.**
4. Bhala uludwe olulandelayo ebhodini:

ITSHEKHLISTI YOKUHLELA UGXA WAKHO

Igama lam ngu:		
Umbhali webali endilifundileyo ngu:		
Umhla:		
Ndibajongile oonobumba abakhulu.	EWE	HAYI
Ndiwalungisie la magama:		
Ndizijongile iimpawu zombuzo.	EWE	HAYI
Ndizilungisile iimpawu zemibuzo:		
Ndiwajongile amagama opelo endiwaziyo.	EWE	HAYI
Ndiwalungisile amagama opelo:		
Yintoni enye oyithandayo ngomhlathi?		
Yintoni enye ocinga ukuba ingenziwa bhetele?		

Umfuziselo:

1. Chaza ukuba namhlanje, abafundi BAZAKUHLELA OOGXA BABO.
2. Khumbuza abafundi ukuba xa sihlela ngokogxa, sifunda okubhalwe ngugxa sibancede ukufumana iimpazamo.
3. Cela abafundi ukuba bakuncede ukufumana iimpazamo kokubhaliweyo ebhodini.
4. Biza abafundi abaqaphela nababona iimpazamo ukuba beze ebhodini.
5. Cela abafundi ukuba bakhe isangqa kwiiimpazamo abazifumeneyo.
6. Sebenzisa UMFUZISELO ukubonisa abafundi ukugcwaliswa KOHLELO LOLUDWE LOOGXA BABO.

Imiyalelo Ye-Orali:

1. Yithi: Ngoku lithuba lakho LOKUHLELA UMSEBENZI KAGXA WAKHO.
2. NIKA ABAFUNDI IINCWADI ZABO.
3. Yalela abafundi ukuba bafumane umsebenzi wabo wango Lwesibini.
4. Yalela abafundi ukuba BATSHINTSHE IINCWADI kunye nomakhelwana babo.
5. Yalela abafundi ukuba babhale uhlelol logxa babo kwincwadi zogxa.(OKANYE UKHUPHE IIKOPI)
6. Cacisa ukuba abafundi kuneka BAFUNDE OKUBHALIWEYO NGOOGXA BABO.

7. Cacisa ukuba abafundi kufuneka bafakele uludwe ngengokuba beqhubeka.
8. Ukuba abafundi bagqibe kwangoko, kufanele BAFUNDE ABAKUBHALILEYO ukuqinisekisa ukuba zonke iimpazamo zifumanekile.

Okubhalwayo:

1. Hamba- hamba ujonge abafundi ukuba bakwiphepha elililo.
2. Hamba-hamba eklasini ugqibezele UDLIWANO NDLEBE OLUNCINANE.
3. Ngelixa lodliwano ndlebe oluncinane , ncedisa abafundi ukuhlela uludwe loogxa babo.
4. Ngelixa lodliwano ndlebe cela abafundi ukuba bakubonise iimpazamo abazilungisileyo.
5. Khumbuza abafundi abagqibe kwangoko ukuba BAFUNDE ABAKUBHALILEYO ukuqinisekisa ukuba zonke iimpazamo zifumanekile.
6. Khumbuza abafundi abagqibe kuqala ukuba bangafaka iinkcukacha, kuba ABAFUNDI ABANGABO BAFAKA IINKCUKACHA NJALO.

Example

ITSHEKHLISTI YOKUHLOLA UMLINGANE		
<u>Igama ngu: Ngomotso</u>		
<u>Umbhalo webali endifundileyo ngu: Rebecca</u>		
<u>Umhla: 2 May 2016</u>		
Ndikhangelisise oonobumba abakhulu.	EWE	HAYI
Ndilungise la magama:		
Ndikhangelisise iimpawu zokubhala.	EWE	HAYI
Ndilungise oonobumba ezi mpawu zokubhala:		
Ndikhangelisise upelo lwalamagama endiwaziyo.	EWE	HAYI
Ndilungise upelo lwalamagama:		
Yintoni oyithandileyo ngeli bali? <u>Nditshanda lento linabalungarisua abariba undla.</u>		
Yintoni ocinga ukuba ingangcono? <u>Umbhalo angafabela iinkcukucha ezingaphozulu.</u>		



**Group Guided Reading
Paired / Independent Reading**



Group **8**
15 min



**Listening and
Speaking**

Poster discussion

NGAPHANTSI
KOLWANDLE

5 min

Assessment activity

25 min

Poster Discussion

1. Indadi enethotshi ijonge entwenini? (Kwityesi yobutyebi, ibhokisi.)
2. Ucinga ukuba ivelaphi le tyesi? (Kwinqanawa eyazikayo – siyayibona inqanawa eyophukileyo emfanekisweni ngemva ngakwicala lasekhohlo.)
3. Ubona ntoni kwityesi yobutyebi? (Amajikazi, amaso, umkhonto, neengqekembe, njl.)
4. Ucinga ukuba kutheni indadi inomkhonto? (Kukho izilwanyana ezinobungozi/intlanzi ngaphantsi kwamanzi, umz: ukrebe.)
5. Ingaba kutheni indadi zijongeka ncinci? (Kungokuba zikude kakhulu– ngaselunxwemeni lwamanzi.)

QAPHELA: Unezifundo ezine zokuphulaphula kubo bonke abafundi eklasini yakho. Esi sisifundo 3 kwezi 4

1	2	3	4
---	---	---	---



Morning Oral Work

I ORALI YASEKUSENI

- Xoxa ngosuku nomhla, imozulu neziganeko ezibalulekileyo.
- Yonwabela imihla yokuzalwa nabantwana.



Phonics

Spelling test

Sound **rhw, dy**

20 min

Spelling Test	Date:
1. umrhwebi	6. idyasi
2. rhweba	7. idyokhwe
3. rhwaphiliza	8. dyobha
4. amarhewu	9. edyokhweni
5. rhubuluza	10. idyudyu

Dictation Sentence

Umrhwebi onedyudyu uchithe amarhewu kwidyasi yakhe xa ebona inyoka erhubuluzayo.



Group Guided Reading Paired / Independent Reading



Group **9**

15 min



Writing

DBE workbook

15 min

Incwadi Yokusebenzela Yoku-1 YeDBE
Amaphepha: 100, 101, 102, 129 ezantsi.



Group Guided Reading Paired / Independent Reading



Group **10**

15 min



Listening and Speaking

Rhyme, song or game

5 min

Assessment activity

10 min

QAPHELA: Unezifundo ezine zokuphulaphula kubo bonke abafundi eklasini yakho. Esi sisifundo 4 kwezi 4.

1	2	3	4
---	---	---	---



Shared Reading

Post read

15 min

DBE Workbook 1

Title: Ukuntywila elwandle.

Page 124-125

COMPREHENSION:
Questions
Lenzeka phi eli bali?
Bafumana ntoni kumkhumbi oselwandle?
Wayenxibe ntoni utatomkhulu xa engena elwandle?
Wancedwa yintoni utatomkhulu phantsi kwamanzi elwandle?
Wawuzakuthini wena xa wawuzifumana ukwingxaki katatomkhulu uSam?
Answers
Elwandle.
Igolide entle nesiliva.
Wayenxibe isuti yakhe yamanzi aphanthe netanki yomoya.
Wancedwa lihlangeni.
Umfundi ngamnye makanike impendulo ehambelana nebali nefanelekileyo.

W

E

E

K

Educating
yourself
does not mean
that you were
stupid in the first
place; it means that you
are intelligent enough to
know that there is plenty left
to learn. **Melanie Joy**

9



Morning Oral Work

I ORALI YASEKUSENI

- Xoxa ngosuku nomhla, imozulu neziganeko ezibalulekileyo.
- Yonwabela imihla yokuzalwa nabantwana.



Phonics

New sound
Spelling words

Sound **ndy**

10 min

Phonic Words

indyebo indyondyo inyhididi iindaba indalo



Group Guided Reading Paired / Independent Reading



Group 1

15 min



Handwriting

Handwriting practice

Letter *ndy*

30 min

Handwriting Words

iindyondyo indyebo

Handwriting Pattern:

ndy ndy ndy - ndy - ndy

Handwriting Sentence:

Izandyondyo zemvula zenza indyebo ibentle.



Group Guided Reading Paired / Independent Reading



Group 2

15 min



Shared Reading

Pre-read

15 min

Look And Say Words

ubusazi ezindlwaneni ekupheleni okuneswekile ziyakujikeleza ngumkhondo ziyalinukisa



Morning Oral Work

I ORALI YASEKUSENI

- Xoxa ngosuku nomhla, imozulu neziganeko ezibalulekileyo.
- Yonwabela imihla yokuzalwa nabantwana.



Phonics

DBE workbook

Sound **ndy**

10 min



Group Guided Reading Paired / Independent Reading



Group **3**

15 min



Writing

30 min

Iinjongo

Abafundi kufanele bazi:

- Ukubhala nokucacisa izivakalisi ezilishumi ubuncinane zencwadi yethala leencwadi zeklasi.
- Ukusebenzisa indlela yokubhala

Izixhobo ezifunekayo:

Ibhodi netshokhwe

Iincwadi zabafundi ezinokubhaliweyo kwangoLwesine, ipensile kunye neekhrayoni.

Iphepha elihamba lodwa lomfundi ngamnye.

Ukuzilungiselela:

1. Hlalisa abafundi ngocwangco ukuze baphulaphule ngenyameko.
2. Ukuba abafundi bakwidesika zabo, qinisekisa ukuba akukho nto phezu kwedesika.
3. Bhala ezi ziqalo zezivakalisi ezilandelayo ebhodini:
4. Izivakalisi zakho ezisuka kwisifundo sangoLwesibini, ezibhaliweyo ebhodini, nezilungiso.
5. Le freyimu yokubhala, ebhalwe ebhodini:

Itayitile
Ngu (IGAMA LAKHO)

Ibali lakho:
Ubuncinane izivakalisi ezili10!

Kudala dala...

Shwankathela imeko

Chaza ingxaki

Ingxaki isombululekile!

IINGCACISO ZEBALI

Umfuziselo:

1. Khumbuza abafundi ukuba ngoLwesibini, ugxa usincedisile ukulungisa iimpazamo zethu.
2. Cacisa ukuba namhlanje , umfundi ngamnye uzakwenza ikhasi lencwadi yeklasi: Indalo engaphantsi kolwandle.
3. Chaza ukuba xa sibhala incwadi, kufanele SIPAPASHE umsebenzi wethu kuba abanye abantu bazakuwufunda.
4. Bonisa abafundi amaphepha ahamba wodwa aziziqwentshu.
5. Cacisa ukuba abafundi bazakuPAPASHA abakubhalileyo kumaphepha ahamba wodwa.
6. Namhlanje xa abafundi BEPAPASHA, bazakuphinda babhale izivakalisi zabo ngaphandle kweempazamo.
7. Chaza ukuba abafundi kufuneka baike ingcaciso ngomsebenzi wabo kunye namagama wabo kuwo..

Imiyalelo Ye-Orali:

1. Yithi: Ngoku lithuba lakho UKUPAPASHA umsebenzi wakho.
2. KHUPHA IINCWADI ZABAFUNDI.
3. Yalela abafundi ukuba bafumane umsebenzi wabo wangoLwesibini kunye NOHLELO LOLUDWE LOGXA BABO.
4. KHUPHA AMAPHEPHA AHAMBA WODWA.
5. Yalela abafundi ukuba baqalise UKUPAPASHA.
6. Khumbuza abafundi ukuba balungise iimpazamo zabo ngelixa BEPAPASHA.
7. Khumbuza abafundi ukuba banike ingcaciso babhale amagama wabo kumaphepha wabo.

Okubhalwayo:

1. Hamba- hamba egumbini ugqibezele UDLIWANO NDLEBE OLUNCINANE.
2. Ngelixa lodliwano ndlebe oluncinane, ncedisa abafundi ukulungisa iimpazamo.
3. Ngelixa lodliwano ndlebe cela abafundi ukuba BAKUFUNDELE ABAKUBHALILEYO.
4. Yalela abafundi abagqibe kuqala ukuba bongeze inkcukacha kuba ABABHALI ABANGABO BONGEZA IINKCUKACHA.
5. Ngelixa uhamba-hamba, KHUTHAZA ABAFUNDI.

Ukumaka:

1. Nika abafundi ingxelo eyakhayo kwincwadi zabo. Ingaba yinkwenkwezi, ubuso obuncumileyo, igama: Kuyancomeka!
2. Sebenzisa le rubhriki elandelayo ukuhlola umfundi ngamnye.
3. Bhala iziphumo kwincwadi yakho yokuhlola.
4. Kwaye, phawula ngenkxalabo onayo ngendlela umfundi ngamnye athe wabhala ngayo

Inqanaba lokuhlola	Usebenza ngokungekanelisi	Usebenza ngokwanelisayo	Usebenza ngokugqwesileyo			
UMSEBENZI: Usebenzisa iziphumo ezisuka kuludwe logxa	Umfundi akafundi okanye asebenzise iziphumo zohlelo loludwe logxa.	0	Umfundi uyafunda abhale asebenzise iziphumo ezisuka kuhlelo loludwe logxa wakhe.	1		
UMSEBENZI: Bhala ubuncinane izivakalisi ezilishumi.	Umfundi ubhale ngaphantsi kwezivakalisi ezilishumi/ okanye izivakalisi ezibhaliweyo aziphelelanga.	1-2	Umfundi ubhale izivakalisi ezilishumi ezipheleleyo ubuncinane.	3-4	Umfundi ubhale izivakalisi ezilishumi ezipheleleyo ubuncinane. Izivakalisi zinobuchule okanye zinobunzima.	5-6
UMSEBENZI: Ukupapasha umsebenzi njengekhasi lencwadi.	Umfundi akayenzanga ingcaciso ngephepha lakhe. Umfundi wenze iimpazamo ezingaphezu kwesibini ngonobumba abakhulu, izingxi, kunye neekoma	1	Umfundi unike ingcaciso yephepha lakhe. Umfundi wenze impazamo enye okanye ezimbini ngonobumba abakhulu, izingxi kunye neekoma.	2	Umfundi unike ingcaciso yephepha lakhe. Umfundi ulungise impazamo zonke zoonobumba abakhulu, izingxi kunye neekoma.	3

Example

Umhlolo ba Tau wayequbha kulwandlekazi.
Walokha amaso abhe. Wayeyazi ukuba
uTau noke layabwazi ukuntyuwila wage
wabacela ukuba layifumane.

Xa babengaphantsi kwamangqi. Uleo
wabona umamlambo lwanxilule amaso.
Umamlambo abazange awume ukubanika.
Waqubhela bude.

Umamlambo waqubhela bucala lika Tau.
Uleo abhuzisa uTau. Wabamba
umamlambo. Babuyisela amaso kumhlolo
wabo!





Group Guided Reading
Paired / Independent Reading



Group **4**
15 min



Shared Reading

First read

15 min

DBE Workbook 1
Title: Ilizwe leembovane
Page 128



Morning Oral Work

I ORALI YASEKUSENI

- Xoxa ngosuku nomhla, imozulu neziganeko ezibalulekileyo.
- Yonwabela imihla yokuzalwa nabantwana.



Phonics

New sound

Sound **ndyw**

10 min

Phonic Words

iindywala indima indawo induku ndithanda



Group Guided Reading Paired / Independent Reading



Group **5**

15 min



Handwriting

Handwriting practice

Letter *ndyw*

15 min

Handwriting Words

iindywala inyhididi

Handwriting Pattern:

ndyw ndyw ndyw

Handwriting Sentence:

Itheke belineendywala ezohlukeneyo.



Group Guided Reading Paired / Independent Reading



Group **6**

15 min



Shared Reading

Second read

15 min

DBE Workbook 1

Title: Ilizwe leembovane

Page 128



Morning Oral Work

I ORALI YASEKUSENI

- Xoxa ngosuku nomhla, imozulu neziganeko ezibalulekileyo.
- Yonwabela imihla yokuzalwa nabantwana.



Phonics

Own choice

Sound **ndyw**

10 min



Group Guided Reading Paired / Independent Reading



Group **7**

15 min



Writing

15 min

linjongo

Abafundi kufanele bazi:

- Ukufundela umhlobo wabo abakubhalileyo.

Izixhobo ezifunekayo:

Amakhasi wamabali ANGEYONYANI enziwe ngabafundi.

Ukuzilungiselela:

1. Hlalisa abafundi ngocwangco ukuze baphulaphule ngenyameko.
2. Ukuba abafundi bakwiidesika zabo, qinisekisa ukuba akukho nto phezu kwedesika.

Imiyalelo Ye-Orali:

1. Cacisa ukuba ABABHALI BAYAFUNDA ABAKUBHALILEYO.
2. Cacisa ukuba namhlanje, abafundi BAZAKUJIKI BATHETHE. (Ukuba abafundi bafuna ukukhunjuzwa ngokuJIKI UTHETHE, khawulesiza usebenzise UM-FUZISELO ukubakhumbuza ukuba kwenziwa kanjani.)
3. Chaza ukuba namhlanje, abafundi bazakwenza uhlaziyo lwencwadi yabo nogxa.
4. KHUPHA AMAPHEPHA ENCWADI unike abafundi abawenzileyo.
5. Xelela abafundi ukuba ngoku, bazakufunda uhlaziyo lwencwadi zabo kumntu ohleli ecaleni kwakhe.
6. Cacisa ukuba abafundi kufuneka BAJIKE BATHETHE nomntu osecaleni kwabo.
7. Chaza ukuba abafundi kufuneka babuze oogxa babo imibuzo ngebali.

8. Ngelixa abafundi BEJIKA BETHETHA, hamba- hamba eklasini. Phulaphula kokuthethwa ngabafundi ze ubuze imibuzo.
9. Ekupheleni kwesifundo, qokelela amaphepha ahamba wodwa.
10. Yenza incwadi ngokuthi wenze imingxunya wandule ukuthunga ngesiqwentshu seribhoni kulomingxunya. Okanye usebenzisa ukufaka wonke la maphepha ahamba wodwa.
11. Beka incwadi apha eklasini kwindawo apho abafundi bazakufikelela lula.



Group Guided Reading Paired / Independent Reading



Group 8

15 min



Listening and Speaking

Poster vocabulary

NGAPHANTSI

KOLWANDLE

5 min

Assessment activity

25 min

Poster Vocabulary

1. Ubutyebi
2. Ithotshi
3. Ubugoxo benqanawa
4. Iiperile
5. Intlanzi yeJeli

UMSEBENZI WOKUPHULAPHULA NOKUTHETHA:

Ukuqashela ukuba kuzakwenzeka ntoni kumfanekiso kwaye bacinge unobangela woko.

Iinjongo:

Ekupheleni kwesi sifundo, abafundi bafanele ukwazi:

- Ukuqashela ukuba kuzakwenzeka ntoni kumfanekiso.
- Ukucinga unobangela neziphumo zoko

Izixhobo ezizakusetyenziswa:

- Ipowusta: Ngaphantsi kolwandle

Inkcazelo Yesifundo

- a. Hlalisa abafundi ukuze baphulaphule ngenyameko.
- b. Ukuba abafundi bakwiidesika zabo, qinisekisa ukuba iidesika zabo zicocekile.
- c. Qinisekisa ukuba abafundi bahleli ngocwangco kwaye bonke bayabona phambili eklasini.
- d. Xhoma ipowusta 'Ngaphantsi kolwandle'.
- e. Xoxa ngengqiqo '**yonobangela**' kunye nabafundi. Ngamanye amagama, izizathu ebengunobangela wokwenzeka kwento ethile. Umzekelo:
 - a. Yayiyintoni unobangela wokuba inqanawe izike enzonzobileni yolwandle? (Izizathu ezilindelekileyo – kwakukho isaqhwithi esikhulu; inqanawe yayinomngxunya; inqanawe yangqubeka kwenye inqanawe.)
 - b. Yayiyintoni unobangela wokuba ubutyebi bube senzonzobileni yolwandle? (Izizathu ezilindelekileyo – ubutyebi babukwinqanawe baze bawela elwandle ngexesha apho inqanawe izika.)
- f. Cacisa ingqiqo '**yeziphumo**' kunye nabafundi. Ngamanye amagama, ukuba kukho into enye

eyenzekayo – zakuba yintoni iziphumo zoko. Umzekelo:

- a. Zaba yintoni iziphumo zokuba inqanawe ibe nomngxunya? (Amanzi angena ngaphakathi yazika kwiinzonzobila zolwandle.)
- b. Zaba yintoni iziphumo zokuwa kwenqanawe kwinzonzobila yolwandle? (Inqanawe yangqubeka kwawa ubutyebi.)
- g. Khomba ukrebe phambili kwikona engasekunene kwipowusta, ubabuze abafundi:
 - a. Yintoni unobangela wokuba intlanzi ibe semlonyeni kakrebe? (Ukrebe wayelambile efuna ukutya.)
 - b. Yintoni unobangela wokuba ukrebe atye intlanzi? (Akukho okunye ukutya)
- h. Cela abafundi ukuba basebenze ngokwephezi bagqibezele izivakalisi kwincwadi zabo zokubhala. (Bhala isikhokelo ebhodini.)
 - a. Unobangela woku_____ kuku_____.
 - b. Unobangela woku_____ kuku_____.
- i. Bakugqiba ukwenza oku, abafundi mabazobe ukubonisa ukuba kuzakulandela ntoni emveni koku. Oku kuveza izakhono zabo zokuqikelela okusebalini.
- j. Abafundi banezifundo ezimbini ukugqiba lo msebenzi.
- k. Qokelela zonke iincwadi zabafundi uzimake ulandele le rubriki ilandelayo.

Ukumaka:

- a. Sebenzisa le rubriki ilandelayo ukuhlola umntwana ngamnye.
- b. Bhala iziphumo zabo kwincwadi yokuhlola.
- c. Okunye, bhala izinto ezixhalabisayo ngokuphulaphula nokuthetha komfundi ngamnye.

Inqanaba lokuhlola	Usebenza ngokungekanelisi		Usebenza ngokwanelisayo		Usebenza ngokugqwesileyo	
Ukuqonda unobangela	Umfundi akasigqibanga isivakalisi sikanobangela	0	Umfundi uzamile ukugqibezela isivakalisi sikanobangela, kodwa intsingiselo ibingacacanga.	1	Umfundi uzamile ukugqibezela isivakalisi sikanobangela, kwaye intsingiselo ibicace gca ikwayiyo.	2-3
Ukuqonda isiphumo	Umfundi akasigqibanga isivakalisi sesiphumo	0	Umfundi uzamile ukugqibezela isivakalisi sesiphumo, kodwa intsingiselo ibingacacanga.	1	Umfundi uzamile ukugqibezela isivakalisi sesiphumo, kwaye intsingiselo ibicace gca ikwayiyo.	2-3
Ukuqikelela izakhono	Umzobo wabafundi awubonakalisi ngqikelelo ngokuzakwenzeka kwityeli elilandelayo.	1	Umzobo wabafundi ubonakalisa ingqikelelo ngokuzakwenzeka kwityeli elilandelayo.	2	Umzobo wabafundi ubonakalisa ingqikelelo ngokuzakwenzeka kwityeli elilandelayo.	3-4

QAPHELA: Unezifundo ezine zokuphulaphula kubo bonke abafundi eklasini yakho. Esi sisifundo 1 kwezi 4.

1	2	3	4
---	---	---	---



Morning Oral Work

I ORALI YASEKUSENI

- Xoxa ngosuku nomhla, imozulu neziganeko ezibalulekileyo.
- Yonwabela imihla yokuzalwa nabantwana.



Phonics

Spelling test

Sound **ndy, ndyw**

20 min

Spelling Test	Date:
1. indyebo	6. iindywala
2. indyondyo	7. indima
3. inyhididi	8. indawo
4. iindaba	9. induku
5. indalo	10. ndithanda

Dictation Sentence

iindywala azilunganga kodwa izandyondyo zemvula zisinika indyebo entle.



Group Guided Reading Paired / Independent Reading



Group **9**

15 min



Writing

DBE workbook

15 min

Incwadi Yokusebenzela Yoku-1 YeDBE

Amaphepha :

106 ezantsi, 107,110, 130 ezantsi.



Group Guided Reading Paired / Independent Reading



Group **10**

15 min



Listening and Speaking

Rhyme, song or game

5 min

Assessment activity

10 min

QAPHELA: Unezifundo ezine zokuphulaphula kubo bonke abafundi eklasini yakho. Esi sisifundo 2 kwezi 4.

1	2	3	4
---	---	---	---



Shared Reading

Post read

15 min

DBE Workbook 1

Title: Ilizwe leembovane

Page 128

COMPREHENSION:
Questions
Ingaba iimbovane ziyabelana ngokutya?
Yintoni oyibonayo xa ulandela umkhondo weembovane?
Kokuphi okona kutya kuthandwa ziimbovane?
Ingaba ubuyazi ukuba iimbovane zikrelekrele? Yintoni ebangela ukuba ucinge ukuba zikrelekrele?
Fakela iimpawu zokubhala: ingaba iimbovane ziyazithanda iilekese ijem neswekile
Answers
Ewe ziyakwazi ukutya ndaweninye zidedelane.
Uzakubona ukutya nendlwana yazo.
Kukutya okuneswekile okunje ngejem.
Umfundi ngamnye uzakunika iimpendulo zakhe.
Ingaba iimbovane ziyazithanda iilekese, ijem neswekile?

10 WEEK

'Tell me and I forget. Teach me and I remember.
Involve me and I learn.' – **Benjamin Franklin**



Morning Oral Work

I ORALI YASEKUSENI

- Xoxa ngosuku nomhla, imozulu neziganeko ezibalulekileyo.
- Yonwabela imihla yokuzalwa nabantwana.



Phonics

New sound
Spelling words

Sound **gcw**

15 min

Phonic Words

igcwele gcina gcuma gcoba gcada.



Group Guided Reading Paired / Independent Reading



Group 1

15 min



Handwriting

Handwriting
practice

Letter *gcw*

30 min

Handwriting Words

ukugcwala ukugcoba

Handwriting Pattern:



Handwriting Sentence:

Ibhotile igcwele yiswekile.



Group Guided Reading Paired / Independent Reading



Group 2

15 min



Shared Reading

Pre-read

15 min

Look And Say Words

ukukhumbula owafundileyo olithande ihlengesi ongalithandanga



Morning Oral Work

I ORALI YASEKUSENI

- Xoxa ngosuku nomhla, imozulu neziganeko ezibalulekileyo.
- Yonwabela imihla yokuzalwa nabantwana.



Phonics

DBE workbook

Sound **gcw**

15 min



Group Guided Reading Paired / Independent Reading



Group **3**

15 min



Writing

30 min

Iinjongo

Abafundi bafanele ukwazi:

- Ukuba negalelo kwingxoxo yokukhetha isihloko abazakubhala ngaso
- Ukubhala izivakalisi ezilishumi ubuncinane ngesihloko abasikhethileyo

Izixhobo Ezifunekayo:

Itshokhwe nebhodi

Ukuzilungiselela:

1. Hlalisa abafundi ngocwangco ukuze baphulaphule ngenyameko.
2. Ukuba abafundi bakwiidesika zabo, qinisekisa ukuba akukho nto phezu kweedesika.

Imiyalelo Ye-Orali

1. Xelela abafundi ukuba namhlanje, bazakuthatha isigqibo ngeentlobo zemibhalo kwakunye nezihloko abanqwenela ukubhala ngazo kule veki.
2. XULUSHA iintlobo ezahlukeneyo zemibhalo abafundi abaza kubhala ngazo nabazaziyo (ezinje ngee: jenali, iintsomi, iindaba, njalo njalo.). Xoxa ngokukhawuleza ngohlobo ngalunye lwalemibhalo.
3. Yalela abafundi BACINGE NGOHLOBO lwemibhalo abanqwenela ukulubhala.
4. Yalela abafundi BAJIKE BATHETHE ze baxoxe ngeengcinga zabo nabahlobo baseklasini. Cacisa ukuba bazakufumana ithuba elingangemizuzu emihlanu lokuthabatha isigqibo.
5. Cela abafundi ngobuninzi babo bathethe NGOKUKHAWULEZA NGOHLOBO lwemibhalo abazakubhala NESIHLOKO abazakubhala ngaso.

6. Cacisa ukuba abafundi bazakubhala namhlanje nangoLwesine izivakalisi ezilishumi UBUNCINANE ngesihloko abaxoxe ngaso.

Okubhalwayo:

1. Nika abafundi iincwadi zabo.
2. Yalela abafundi baqalise ukubhala.
3. Hamba hamba eklasini wenze UDLIWANO NDLEBE OLUNCINANE.
4. Cela abafundi baxele UHLOBO lwemibhalo abazakubhala lona NESIHLOKO abazakubhala ngaso.
5. Cela abafundi BAKUFUNDELE IMIBHALO yabo.
6. Buza abafundi ukuba lukhona na uncedo abalufunayo na.
7. Ngexa uhamba hamba, KHUTHAZA ABAFUNDI. Eyona nto ibalulekileyo xa kubhalwa kukwakha ukuzithemba kubafundi. Mabafumanise kulula ukubeka ipeni ephepheni.
8. Xa liphelile ixesha, qokelela iincwadi zabafundi. Cacisa ukuba abafundi bazakugqibezela imibhalo yabo ngoLwesine.



Group Guided Reading Paired / Independent Reading



Group 4
15 min



Shared Reading

First read

DBE Workbook 1
Title: Siyafunda
Page 132

15 min

Amaso

Ngu Rebecca

Umhlolo ka Tau wayequbha kulwandlekazi.
Walakha amaso akhe. Wayeyazi ukuba
uTau noNeo bayakwazi ukuntyuula waze
wabacela ukuba bayifumane.

Ia babengaphantsi kuamangci, uNeo
wabona umamlambo ewanxilile amaso.
Umamlambo akazange avume ukubaniba.
Wayqubhela kude.

Umamlambo waqubhela bucala lika Tau.
UNeo akhwazi uTau. Uwabamba
umamlambo. Babuyisela amaso kumhlolo
wabo!





Morning Oral Work

I ORALI YASEKUSENI

- Xoxa ngosuku nomhla, imozulu neziganeko ezibalulekileyo.
- Yonwabela imihla yokuzalwa nabantwana.



Phonics

Spider words

Sound **ngcw**

15 min

Phonic Words

ngcwele eNgcwazi ingcwaba umngcwabo ubungcwalisa



Group Guided Reading Paired / Independent Reading



Group **5**

15 min



Handwriting

Handwriting practice

Letter *ngcw*

15 min

Handwriting Words

ukungcwaba ubungcwele

Handwriting Pattern:



Handwriting Sentence:

Sifunda ngobungcwalisa kwincwadi yethu.



Group Guided Reading Paired / Independent Reading



Group **6**

15 min



Morning Oral Work

I ORALI YASEKUSENI

- Xoxa ngosuku nomhla, imozulu neziganeko ezibalulekileyo.
- Yonwabela imihla yokuzalwa nabantwana.



Phonics

Spelling sentences

Sound **ngcw**

15 min



Group Guided Reading Paired / Independent Reading



Group **7**

15 min



Writing

15 min

Iinjongo

Abafundi kufanele bazi:

- Ukufunda umsebenzi obhalwe ngumlingane.

Izixhobo ezifunekayo:

Amakhasi wamabali ANGEYONYANI enziwe ngabafundi.

Ukuzilungiselela:

1. Hlalisa abafundi ngocwangco ukuze baphulaphule ngenyameko.
2. Ukuba abafundi bakwidesika zabo, qinisekisa ukuba akukho nto phezu kwedesika.

Imiyalelo Ye-Orali:

1. Cacisa ukuba ABABHALI BAYAFUNDA ABAKUBHALILEYO.
2. Cacisa ukuba namhlanje, abafundi BAZUJIKI BATHETHE. (Ukuba abafundi bafuna ukukhunjuzwa ngokJIKI UTHETHE, khawulesiza usebenzise UMFUZISELO ukubakhmbuza ukuba kwenziwa kanjani.)
3. Chaza ukuba namhlanje, abafundi bazakwenza uhlaziyo lwencwadi yabo nogxa.
4. KHUPHA AMAPHEPHA ENCWADI unike abafundi abawenziweyo.
5. Xelela abafundi ukuba ngoku, bakufunda uhlaziyo lwencwadi zabo kumntu ohleli ecaleni kwakhe.
6. Cacisa ukuba abafundi kufuneka BAJIKE BATHETHE nomntu osecaleni kwabo.
7. Chaza ukuba abafundi kufuneka babuze ogxa babo imibuzo ngebali.
8. Ngelixa abafundi BEJIKI BETHETHA, hamba- hamba eklasini. Phulaphula kokuthethwa ngabafundi ze ubuze imibuzo.
9. Ekupheleni kwesifundo, qokelela amaphepha ahamba wod-

wa.

10. Yenza incwadi ngokuthi wenze imingxunya wandule ukuthunga ngesiqwentshu seribhoni kulomingxunya. Okanye usebenzisa ukufaka wonke la maphepha ahamba wodwa.
11. Beka incwadi apha eklasini kwindawo apho abafundi bazakufikelela lula.



**Group Guided Reading
Paired / Independent Reading**



Group 8
15 min



**Listening and
Speaking**

Poster discussion

NGAPHANTSI
KOLWANDLE
10 min

**Assessment
activity**
20 min

Poster Discussion

1. Bhala uludwe lweentlobontlobo zentlanzi/ izilwanyana ozibonyo. (Ookrebe, intlanzi yejeli, intlanzi, unonkala, ihashe lolwandle, i-lobsta, ingwanei, ihlengesi, ufudo, i-reyi.)
2. Yeyiphi intlanzi/ izilwanyana ozithanda kakhulu? Ngoba? (Noba yeyiphi impendulo efanelekileyo.)
3. Jonga eli qokobhe lingaphambili, indawo ephakathi kwipowusta. Ungayibona into engaphakathi kwayo? Intoni? (Iphezili.)
4. Jonga izityalo ezohlukeneyo ezimabalabala. Yeyiphi imibala oyibonayo? (Luhlaza, mzuba, qanda, ipinki kunye ne bomvu .)
5. Yintoni enye oyibonayo kubugoxo benqanawa? (ibhareli, umpu wakudala, isithsaba, njl.)

QAPHELA: Unezifundo ezine zokuphulaphula kubo bonke abafundi eklasini yakho. Esi sisifundo 3 kwezi 4.

1	2	3	4
---	---	---	---



Morning Oral Work

I ORALI YASEKUSENI

- Xoxa ngosuku nomhla, imozulu neziganeko ezibalulekileyo.
- Yonwabela imihla yokuzalwa nabantwana.



Phonics

Spelling test

Sound **gcw, ngcw**

15 min

Spelling Test	Date:
1. igcwele	6. ngcwele
2. gcina	7. eNgcwazi
3. gcuma	8. ingcwaba
4. gcoba	9. umngcwabo
5. gcada	10. ubungcwalisa

Dictation Sentence

Imbiza kaGcobisa igcwele yinyama yegusha egcadiweyo ngamafutha agciniweyo.



Group Guided Reading Paired / Independent Reading



Group **9**

15 min



Writing

DBE workbook

15 min

Incwadi Yokusebenzela Yoku-1 YeDBE

Amaphepha :

114,118, 121 ezantsi, 122, 134.



Group Guided Reading Paired / Independent Reading



Group **10**

15 min



Listening and Speaking

Rhyme / song / game

5 min

Assessment activity

100 min

QAPHELA: Unezifundo ezine zokuphulaphula kubo bonke abafundi eklasini yakho. Esi sisifundo 3 kwezi 4.

1	2	3	4
---	---	---	---



Shared Reading

Post read

15 min

15 min

DBE Workbook 1

Title: Siyafunda

Page 132

COMPREHENSION:

Questions

Leliphi ibali olithande kakhulu?

Yintoni oyithandileyo ngeli bali?

Leliphi ibali ongalithandanga?

Yintoni ongayithandanga kweli bali?

Ngubani umlinganiswa omthande kakhulu kumabali owafundileyo? Xhasa impendulo yakho.

Answers

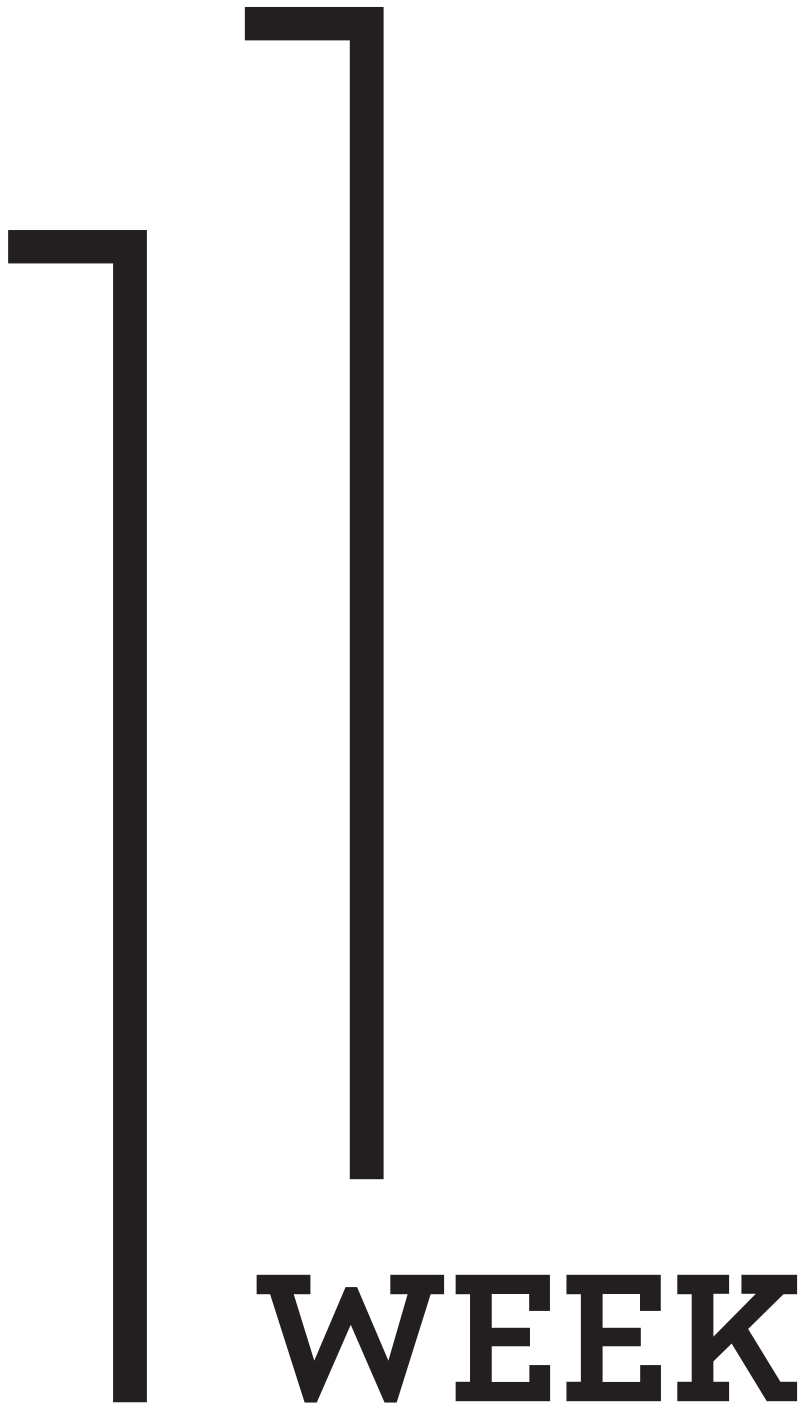
Umfundi uzakuphendula ngendlela efanelekileyo.

Nayiphi na impendulo echanekileyo.

Umfundi uzakuphendula ngendlela efanelekileyo.

Nayiphi na impendulo echanekileyo.

Umfundi uzakuphendula ngendlela efanelekileyo.



It does not matter how slow you go. As long as you do not stop.