



# education

Department:  
Education  
**REPUBLIC OF SOUTH AFRICA**

## **NATIONAL SENIOR CERTIFICATE**

### **GRADE 10**

### **DESIGN**

### **EXEMPLAR PAPER- 2006**

**MARKS: 150**

**TIME: 2 hours**

**This question paper consists of 9 pages.**

**INSTRUCTIONS AND INFORMATION**

1. There are 10 questions in this question paper.
2. Answer ALL the questions.
3. Read the questions carefully.
4. Answer in full sentences and avoid the listing of facts.
5. Use the mark allocation to determine the time to be spent on each question.
6. Do NO repeat facts in different questions.

**QUESTION 1**

- 1.1 Explain what design means to you. (10)
- 1.2 Choose ONE of the products shown below. Name the product you have chosen and explain the design process and the design procedures that have gone into the design of this product. (15)



A chair by Haldane Martin based on woven indigenous basketry.



A ceramic vase by Simon Msilo based on Zulu pots.



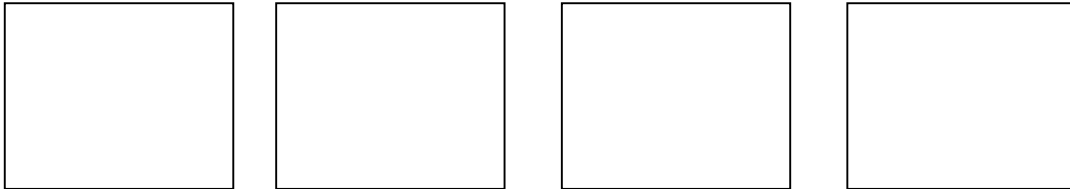
Book cover design by Keith McEwan and David Lancashire.

[25]

**QUESTION 2**

- 2.1 Drawing is an important part of the design process. Using a pen or pencils, illustrate and name **FOUR** drawing techniques that you have used during the year.


Copy the following blocks into your answer book and draw them.



\_\_\_\_\_

(12)

- 2.2 Explain the differences between figures A and B.




A



B

(4)

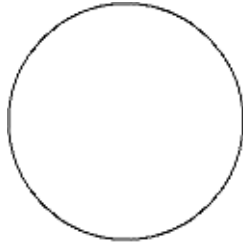
- 2.3 There are many positive and negative shapes in the logo below. Identify and explain how these shapes are used.




(3)

2.4 Explain the differences between figures A and B

A



B



(4)

2.5 Name the THREE primary colours.

(3)

2.6 Name the THREE secondary colours and discuss how the designer mixes them.

(6)


2.7 Name the THREE complementary pairs of colours.

(3)

2.8 Describe and discuss the similarities and differences between the designs illustrated below.



A Madiba shirt by Sonwabile Ndamase.



Ester Mahlangu's house, 1987-  
Ndebele mural

2.9 Why do you think people create patterns to put on surfaces or on design products?

(2)

2.10 Explain the difference between a pattern and a motif.

(2)

[43]

**QUESTION 3**

3.1 Identify the illustrations labelled A, B and C.

Place them into one of the following categories: sign; logo; symbol; brand:

A



B



C



(3)

3.2 The following are two logos of popular football clubs in South Africa. Neither of these logo designs reflects any influence from Africa or South Africa. Write a short paragraph expressing your views on the designs.



(4)  
[7]

**QUESTION 4**

Name and explain the FIVE principles of design. You may use illustrations to help define your answer.

[10]

**QUESTION 5**

Define any FIVE of the following terms. You may use illustrations to help define your answer:

- \* Monochromatic
- \* Contour lines
- \* Focal point
- \* Hue
- \* Graphic
- \* Harmony
- \* Organic form
- \* Geometrical form
- \* Font
- \* Abstraction

**[10]****QUESTION 6**

In your first year of design exploration, you have used a number of media. Choose any TWO media from the list below and compare them.

- \* Clay
- \* Chalk pastels
- \* Oil pastels
- \* Gouache
- \* Charcoal
- \* Pencil
- \* Pen and ink
- \* Any other media of your own choice

**[10]****QUESTION 7**

Write an article for a design magazine in which you promote the work of a contemporary designer.

In your article, consider the following:

- \* Historical background
- \* Intentions of the designer/influences
- \* Production methods
- \* Methods of marketing
- \* Refer to and analyse at least ONE specific piece or work by the designer

**[20]**

**QUESTION 8**

The Hippo Water Roller is a barrel-shaped container designed to transport 90 litres of water. It is made from a durable (tough) polyethylene (plastic) substance.

Explain the ways in which you think this innovative design will affect the community. In your answer, refer to possible problems and benefits this design could present to the people using it.

**[10]****QUESTION 9**

You intend to apply for funding from the National Lottery as a full-time designer.

- 9.1 Identify your field of specialisation/possible design field.
- 9.2 Describe what an ideal workplace would look like for your design discipline. You may use diagrams or write down your description.
- 9.3 Explain what basic equipment you would need in this studio/workplace and what you would need it for.

**[10]**



**QUESTION 10**

The two poster designs below were created during the apartheid era. From a design perspective, which ONE of the two designs, in your opinion, is more successful? Motivate your answer.

**A****B**

[6]

TOTAL: 151