

GRADE 2






TERM 1 2020

ENGLISH  
FIRST ADDITIONAL  
LANGUAGE

WORKSHEET PACK







MONDAY

	LOOK & SAY	sad	saw	sit	friends	very
	SOUND OUT	pain	gain	rain	main	
		fail	wail	hail	jail	
	★	I am sad in the rain and hail.				
 	READ	I saw. I saw the <u>rain</u> . I saw the <u>hail</u> . I saw the <u>rain</u> and the <u>hail</u> . I saw. I saw my friends. I saw my friends in the <u>rain</u> . I saw my friends in the <u>hail</u> . I saw my friend in the <u>rain</u> and the <u>hail</u> . My friends <u>wail</u> . My friends <u>wail</u> in the <u>rain</u> . My friends <u>wail</u> in the <u>hail</u> .				





TUESDAY

	WRITE	Copy the  and  words from Monday into your exercise books.				
---	-------	--	--	--	--	--



WEDNESDAY

	LOOK & SAY	sad	saw	sit	friends	very
	SOUND OUT	pain	gain	rain	main	
		fail	wail	hail	jail	
	★	I will <u>wail</u> in <u>jail</u> .				
	READ	The bad man is in <u>jail</u> . He will sit in <u>jail</u> and be sad. He will not get his <u>mail</u> in <u>jail</u> . His friends will <u>fail</u> to send him <u>mail</u> . The bad man will <u>wail</u> . He will be very sad if his friends <u>fail</u> to send him <u>mail</u> . The bad man will not get his <u>mail</u> in <u>jail</u> .				

# THURSDAY






	LOOK & SAY	sad	saw	sit	friends	very
 	READ					
		<p>Mandla is sad. Mandla is very sad. He saw his mom. He saw his dad. He saw his friends. Mandla will sit. Mandla will sit and be sad. Mandla will sit and <u>wail</u>. Mandla will sit and be in <u>pain</u>. Mandla will sit and be sad and <u>wail</u> and be in <u>pain</u>.</p>				

# FRIDAY

	LOOK & SAY	sad	saw	sit	friends	very
	DRAW & WRITE	<p>1. There is <u>rain</u> and <u>hail</u>.                  2. Mandla feels very sad.</p>				







MONDAY

	LOOK & SAY	sad	saw	sit	friends	very
	SOUND OUT	pain	gain	rain	main	
		fail	wail	hail	jail	
	★	I am sad in the rain and hail.				
 	READ	I saw. I saw the <u>rain</u> . I saw the <u>hail</u> . I saw the <u>rain</u> and the <u>hail</u> . I saw. I saw my friends. I saw my friends in the <u>rain</u> . I saw my friends in the <u>hail</u> . I saw my friend in the <u>rain</u> and the <u>hail</u> . My friends <u>wail</u> . My friends <u>wail</u> in the <u>rain</u> . My friends <u>wail</u> in the <u>hail</u> .				





TUESDAY

	WRITE	Copy the  and  words from Monday into your exercise books.				
---	-------	--	--	--	--	--



WEDNESDAY

	LOOK & SAY	sad	saw	sit	friends	very
	SOUND OUT	pain	gain	rain	main	
		fail	wail	hail	jail	
	★	I will <u>wail</u> in <u>jail</u> .				
	READ	The bad man is in <u>jail</u> . He will sit in <u>jail</u> and be sad. He will not get his <u>mail</u> in <u>jail</u> . His friends will <u>fail</u> to send him <u>mail</u> . The bad man will <u>wail</u> . He will be very sad if his friends <u>fail</u> to send him <u>mail</u> . The bad man will not get his <u>mail</u> in <u>jail</u> .				







# THURSDAY

	LOOK & SAY	sad	saw	sit	friends	very
 	READ					
		<p>Mandla is sad. Mandla is very sad. He saw his mom. He saw his dad. He saw his friends. Mandla will sit. Mandla will sit and be sad. Mandla will sit and <u>wail</u>. Mandla will sit and be in <u>pain</u>. Mandla will sit and be sad and <u>wail</u> and be in <u>pain</u>.</p>				

# FRIDAY

	LOOK & SAY	sad	saw	sit	friends	very
	DRAW & WRITE	<p>1. There is <u>rain</u> and <u>hail</u>.                  2. Mandla feels very sad.</p>				






MONDAY

	LOOK & SAY	sad	saw	sit	friends	very
	SOUND OUT	pain	gain	rain	main	
		fail	wail	hail	jail	
		I am sad in the rain and hail.				
 	READ	I saw. I saw the <u>rain</u> . I saw the <u>hail</u> . I saw the <u>rain</u> and the <u>hail</u> . I saw. I saw my friends. I saw my friends in the <u>rain</u> . I saw my friends in the <u>hail</u> . I saw my friend in the <u>rain</u> and the <u>hail</u> . My friends <u>wail</u> . My friends <u>wail</u> in the <u>rain</u> . My friends <u>wail</u> in the <u>hail</u> .				





TUESDAY

	WRITE	Copy the  and  words from Monday into your exercise books.				
---	-------	--	--	--	--	--



WEDNESDAY

	LOOK & SAY	sad	saw	sit	friends	very
	SOUND OUT	pain	gain	rain	main	
		fail	wail	hail	jail	
		I will <u>wail</u> in <u>jail</u> .				
	READ	The bad man is in <u>jail</u> . He will sit in <u>jail</u> and be sad. He will not get his <u>mail</u> in <u>jail</u> . His friends will <u>fail</u> to send him <u>mail</u> . The bad man will <u>wail</u> . He will be very sad if his friends <u>fail</u> to send him <u>mail</u> . The bad man will not get his <u>mail</u> in <u>jail</u> .				






# THURSDAY

	LOOK & SAY	sad	saw	sit	friends	very
 	READ					
		<p>Mandla is sad. Mandla is very sad. He saw his mom. He saw his dad. He saw his friends. Mandla will sit. Mandla will sit and be sad. Mandla will sit and <u>wail</u>. Mandla will sit and be in <u>pain</u>. Mandla will sit and be sad and <u>wail</u> and be in <u>pain</u>.</p>				

# FRIDAY

	LOOK & SAY	sad	saw	sit	friends	very
	DRAW & WRITE	<p>1. There is <u>rain</u> and <u>hail</u>.                  2. Mandla feels very sad.</p>				





MONDAY

	LOOK & SAY	sad	saw	sit	friends	very
	SOUND OUT	pain	gain	rain	main	
		fail	wail	hail	jail	
	★	I am sad in the rain and hail.				
 	READ	I saw. I saw the <u>rain</u> . I saw the <u>hail</u> . I saw the <u>rain</u> and the <u>hail</u> . I saw. I saw my friends. I saw my friends in the <u>rain</u> . I saw my friends in the <u>hail</u> . I saw my friend in the <u>rain</u> and the <u>hail</u> . My friends <u>wail</u> . My friends <u>wail</u> in the <u>rain</u> . My friends <u>wail</u> in the <u>hail</u> .				

TUESDAY





	WRITE	Copy the  and  words from Monday into your exercise books.				
---	-------	--	--	--	--	--

WEDNESDAY



	LOOK & SAY	sad	saw	sit	friends	very
	SOUND OUT	pain	gain	rain	main	
		fail	wail	hail	jail	
	★	I will <u>wail</u> in <u>jail</u> .				
	READ	The bad man is in <u>jail</u> . He will sit in <u>jail</u> and be sad. He will not get his <u>mail</u> in <u>jail</u> . His friends will <u>fail</u> to send him <u>mail</u> . The bad man will <u>wail</u> . He will be very sad if his friends <u>fail</u> to send him <u>mail</u> . The bad man will not get his <u>mail</u> in <u>jail</u> .				







# THURSDAY

	LOOK & SAY	sad	saw	sit	friends	very
 	READ					
		<p>Mandla is sad. Mandla is very sad. He saw his mom. He saw his dad. He saw his friends. Mandla will sit. Mandla will sit and be sad. Mandla will sit and <u>wail</u>. Mandla will sit and be in <u>pain</u>. Mandla will sit and be sad and <u>wail</u> and be in <u>pain</u>.</p>				

# FRIDAY

	LOOK & SAY	sad	saw	sit	friends	very
	DRAW & WRITE	<p>1. There is <u>rain</u> and <u>hail</u>.                  2. Mandla feels very sad.</p>				





MONDAY

	LOOK & SAY	sad	saw	sit	friends	very
	SOUND OUT	pain	gain	rain	main	
		fail	wail	hail	jail	
	★	I am sad in the rain and hail.				
	READ	I saw. I saw the <u>rain</u> . I saw the <u>hail</u> . I saw the <u>rain</u> and the <u>hail</u> . I saw. I saw my friends. I saw my friends in the <u>rain</u> . I saw my friends in the <u>hail</u> . I saw my friend in the <u>rain</u> and the <u>hail</u> . My friends <u>wail</u> . My friends <u>wail</u> in the <u>rain</u> . My friends <u>wail</u> in the <u>hail</u> .				





TUESDAY

	WRITE	Copy the  and  words from Monday into your exercise books.				
---	-------	--	--	--	--	--



WEDNESDAY

	LOOK & SAY	sad	saw	sit	friends	very
	SOUND OUT	pain	gain	rain	main	
		fail	wail	hail	jail	
	★	I will <u>wail</u> in <u>jail</u> .				
	READ	The bad man is in <u>jail</u> . He will sit in <u>jail</u> and be sad. He will not get his <u>mail</u> in <u>jail</u> . His friends will <u>fail</u> to send him <u>mail</u> . The bad man will <u>wail</u> . He will be very sad if his friends <u>fail</u> to send him <u>mail</u> . The bad man will not get his <u>mail</u> in <u>jail</u> .				

# THURSDAY






	LOOK & SAY	sad	saw	sit	friends	very
 	READ					
		<p>Mandla is sad. Mandla is very sad. He saw his mom. He saw his dad. He saw his friends. Mandla will sit. Mandla will sit and be sad. Mandla will sit and <u>wail</u>. Mandla will sit and be in <u>pain</u>. Mandla will sit and be sad and <u>wail</u> and be in <u>pain</u>.</p>				

# FRIDAY

	LOOK & SAY	sad	saw	sit	friends	very
	DRAW & WRITE	<p>1. There is <u>rain</u> and <u>hail</u>.                  2. Mandla feels very sad.</p>				







MONDAY

	LOOK & SAY	sad	saw	sit	friends	very
	SOUND OUT	pain	gain	rain	main	
		fail	wail	hail	jail	
	★	I am sad in the rain and hail.				
 	READ	I saw. I saw the <u>rain</u> . I saw the <u>hail</u> . I saw the <u>rain</u> and the <u>hail</u> . I saw. I saw my friends. I saw my friends in the <u>rain</u> . I saw my friends in the <u>hail</u> . I saw my friend in the <u>rain</u> and the <u>hail</u> . My friends <u>wail</u> . My friends <u>wail</u> in the <u>rain</u> . My friends <u>wail</u> in the <u>hail</u> .				





TUESDAY

	WRITE	Copy the  and  words from Monday into your exercise books.				
---	-------	--	--	--	--	--



WEDNESDAY

	LOOK & SAY	sad	saw	sit	friends	very
	SOUND OUT	pain	gain	rain	main	
		fail	wail	hail	jail	
	★	I will <u>wail</u> in <u>jail</u> .				
	READ	The bad man is in <u>jail</u> . He will sit in <u>jail</u> and be sad. He will not get his <u>mail</u> in <u>jail</u> . His friends will <u>fail</u> to send him <u>mail</u> . The bad man will <u>wail</u> . He will be very sad if his friends <u>fail</u> to send him <u>mail</u> . The bad man will not get his <u>mail</u> in <u>jail</u> .				






# THURSDAY

	LOOK & SAY	sad	saw	sit	friends	very
 	READ					
		<p>Mandla is sad. Mandla is very sad. He saw his mom. He saw his dad. He saw his friends. Mandla will sit. Mandla will sit and be sad. Mandla will sit and <u>wail</u>. Mandla will sit and be in <u>pain</u>. Mandla will sit and be sad and <u>wail</u> and be in <u>pain</u>.</p>				

# FRIDAY

	LOOK & SAY	sad	saw	sit	friends	very
	DRAW & WRITE	<p>1. There is <u>rain</u> and <u>hail</u>.                  2. Mandla feels very sad.</p>				





MONDAY

	LOOK & SAY	sad	saw	sit	friends	very
	SOUND OUT	pain	gain	rain	main	
		fail	wail	hail	jail	
	★	I am sad in the rain and hail.				
 	READ	I saw. I saw the <u>rain</u> . I saw the <u>hail</u> . I saw the <u>rain</u> and the <u>hail</u> . I saw. I saw my friends. I saw my friends in the <u>rain</u> . I saw my friends in the <u>hail</u> . I saw my friend in the <u>rain</u> and the <u>hail</u> . My friends <u>wail</u> . My friends <u>wail</u> in the <u>rain</u> . My friends <u>wail</u> in the <u>hail</u> .				





TUESDAY

	WRITE	Copy the  and  words from Monday into your exercise books.				
---	-------	--	--	--	--	--



WEDNESDAY

	LOOK & SAY	sad	saw	sit	friends	very
	SOUND OUT	pain	gain	rain	main	
		fail	wail	hail	jail	
	★	I will <u>wail</u> in <u>jail</u> .				
	READ	The bad man is in <u>jail</u> . He will sit in <u>jail</u> and be sad. He will not get his <u>mail</u> in <u>jail</u> . His friends will <u>fail</u> to send him <u>mail</u> . The bad man will <u>wail</u> . He will be very sad if his friends <u>fail</u> to send him <u>mail</u> . The bad man will not get his <u>mail</u> in <u>jail</u> .				






# THURSDAY

	LOOK & SAY	sad	saw	sit	friends	very
 	READ					
		<p>Mandla is sad. Mandla is very sad. He saw his mom. He saw his dad. He saw his friends. Mandla will sit. Mandla will sit and be sad. Mandla will sit and <u>wail</u>. Mandla will sit and be in <u>pain</u>. Mandla will sit and be sad and <u>wail</u> and be in <u>pain</u>.</p>				

# FRIDAY

	LOOK & SAY	sad	saw	sit	friends	very
	DRAW & WRITE	<p>1. There is <u>rain</u> and <u>hail</u>.                  2. Mandla feels very sad.</p>				





MONDAY

	LOOK & SAY	sad	saw	sit	friends	very
	SOUND OUT	pain	gain	rain	main	
		fail	wail	hail	jail	
	★	I am sad in the rain and hail.				
 	READ	I saw. I saw the <u>rain</u> . I saw the <u>hail</u> . I saw the <u>rain</u> and the <u>hail</u> . I saw. I saw my friends. I saw my friends in the <u>rain</u> . I saw my friends in the <u>hail</u> . I saw my friend in the <u>rain</u> and the <u>hail</u> . My friends <u>wail</u> . My friends <u>wail</u> in the <u>rain</u> . My friends <u>wail</u> in the <u>hail</u> .				

TUESDAY





	WRITE	Copy the  and  words from Monday into your exercise books.				
---	-------	--	--	--	--	--

WEDNESDAY



	LOOK & SAY	sad	saw	sit	friends	very
	SOUND OUT	pain	gain	rain	main	
		fail	wail	hail	jail	
	★	I will <u>wail</u> in <u>jail</u> .				
	READ	The bad man is in <u>jail</u> . He will sit in <u>jail</u> and be sad. He will not get his <u>mail</u> in <u>jail</u> . His friends will <u>fail</u> to send him <u>mail</u> . The bad man will <u>wail</u> . He will be very sad if his friends <u>fail</u> to send him <u>mail</u> . The bad man will not get his <u>mail</u> in <u>jail</u> .				








# THURSDAY

	LOOK & SAY	sad	saw	sit	friends	very
 	READ					
		<p>Mandla is sad. Mandla is very sad. He saw his mom. He saw his dad. He saw his friends. Mandla will sit. Mandla will sit and be sad. Mandla will sit and <u>wail</u>. Mandla will sit and be in <u>pain</u>. Mandla will sit and be sad and <u>wail</u> and be in <u>pain</u>.</p>				

# FRIDAY

	LOOK & SAY	sad	saw	sit	friends	very
	DRAW & WRITE	<p>1. There is <u>rain</u> and <u>hail</u>.                  2. Mandla feels very sad.</p>				





MONDAY

	LOOK & SAY	sad	saw	sit	friends	very
	SOUND OUT	pain	gain	rain	main	
		fail	wail	hail	jail	
	★	I am sad in the rain and hail.				
 	READ	I saw. I saw the <u>rain</u> . I saw the <u>hail</u> . I saw the <u>rain</u> and the <u>hail</u> . I saw. I saw my friends. I saw my friends in the <u>rain</u> . I saw my friends in the <u>hail</u> . I saw my friend in the <u>rain</u> and the <u>hail</u> . My friends <u>wail</u> . My friends <u>wail</u> in the <u>rain</u> . My friends <u>wail</u> in the <u>hail</u> .				





TUESDAY

	WRITE	Copy the  and  words from Monday into your exercise books.				
---	-------	--	--	--	--	--



WEDNESDAY

	LOOK & SAY	sad	saw	sit	friends	very
	SOUND OUT	pain	gain	rain	main	
		fail	wail	hail	jail	
	★	I will <u>wail</u> in <u>jail</u> .				
	READ	The bad man is in <u>jail</u> . He will sit in <u>jail</u> and be sad. He will not get his <u>mail</u> in <u>jail</u> . His friends will <u>fail</u> to send him <u>mail</u> . The bad man will <u>wail</u> . He will be very sad if his friends <u>fail</u> to send him <u>mail</u> . The bad man will not get his <u>mail</u> in <u>jail</u> .				

# THURSDAY






	LOOK & SAY	sad	saw	sit	friends	very
 	READ					
		<p>Mandla is sad. Mandla is very sad. He saw his mom. He saw his dad. He saw his friends. Mandla will sit. Mandla will sit and be sad. Mandla will sit and <u>wail</u>. Mandla will sit and be in <u>pain</u>. Mandla will sit and be sad and <u>wail</u> and be in <u>pain</u>.</p>				

# FRIDAY

	LOOK & SAY	sad	saw	sit	friends	very
	DRAW & WRITE	<p>1. There is <u>rain</u> and <u>hail</u>.                  2. Mandla feels very sad.</p>				







MONDAY

	LOOK & SAY	sad	saw	sit	friends	very
	SOUND OUT	pain	gain	rain	main	
		fail	wail	hail	jail	
	★	I am sad in the rain and hail.				
 	READ	I saw. I saw the <u>rain</u> . I saw the <u>hail</u> . I saw the <u>rain</u> and the <u>hail</u> . I saw. I saw my friends. I saw my friends in the <u>rain</u> . I saw my friends in the <u>hail</u> . I saw my friend in the <u>rain</u> and the <u>hail</u> . My friends <u>wail</u> . My friends <u>wail</u> in the <u>rain</u> . My friends <u>wail</u> in the <u>hail</u> .				





TUESDAY

	WRITE	Copy the  and  words from Monday into your exercise books.				
---	-------	--	--	--	--	--



WEDNESDAY

	LOOK & SAY	sad	saw	sit	friends	very
	SOUND OUT	pain	gain	rain	main	
		fail	wail	hail	jail	
	★	I will <u>wail</u> in <u>jail</u> .				
	READ	The bad man is in <u>jail</u> . He will sit in <u>jail</u> and be sad. He will not get his <u>mail</u> in <u>jail</u> . His friends will <u>fail</u> to send him <u>mail</u> . The bad man will <u>wail</u> . He will be very sad if his friends <u>fail</u> to send him <u>mail</u> . The bad man will not get his <u>mail</u> in <u>jail</u> .				






# THURSDAY

	LOOK & SAY	sad	saw	sit	friends	very
 	READ					
		<p>Mandla is sad. Mandla is very sad. He saw his mom. He saw his dad. He saw his friends. Mandla will sit. Mandla will sit and be sad. Mandla will sit and <u>wail</u>. Mandla will sit and be in <u>pain</u>. Mandla will sit and be sad and <u>wail</u> and be in <u>pain</u>.</p>				

# FRIDAY

	LOOK & SAY	sad	saw	sit	friends	very
	DRAW & WRITE	<p>1. There is <u>rain</u> and <u>hail</u>.                  2. Mandla feels very sad.</p>				





MONDAY

	LOOK & SAY	sad	saw	sit	friends	very
	SOUND OUT	pain	gain	rain	main	
		fail	wail	hail	jail	
	★	I am sad in the rain and hail.				
 	READ	I saw. I saw the <u>rain</u> . I saw the <u>hail</u> . I saw the <u>rain</u> and the <u>hail</u> . I saw. I saw my friends. I saw my friends in the <u>rain</u> . I saw my friends in the <u>hail</u> . I saw my friend in the <u>rain</u> and the <u>hail</u> . My friends <u>wail</u> . My friends <u>wail</u> in the <u>rain</u> . My friends <u>wail</u> in the <u>hail</u> .				





TUESDAY

	WRITE	Copy the  and  words from Monday into your exercise books.				
---	-------	--	--	--	--	--



WEDNESDAY

	LOOK & SAY	sad	saw	sit	friends	very
	SOUND OUT	pain	gain	rain	main	
		fail	wail	hail	jail	
	★	I will <u>wail</u> in <u>jail</u> .				
	READ	The bad man is in <u>jail</u> . He will sit in <u>jail</u> and be sad. He will not get his <u>mail</u> in <u>jail</u> . His friends will <u>fail</u> to send him <u>mail</u> . The bad man will <u>wail</u> . He will be very sad if his friends <u>fail</u> to send him <u>mail</u> . The bad man will not get his <u>mail</u> in <u>jail</u> .				






# THURSDAY

	LOOK & SAY	sad	saw	sit	friends	very
 	READ					
		<p>Mandla is sad. Mandla is very sad. He saw his mom. He saw his dad. He saw his friends. Mandla will sit. Mandla will sit and be sad. Mandla will sit and <u>wail</u>. Mandla will sit and be in <u>pain</u>. Mandla will sit and be sad and <u>wail</u> and be in <u>pain</u>.</p>				

# FRIDAY

	LOOK & SAY	sad	saw	sit	friends	very
	DRAW & WRITE	<p>1. There is <u>rain</u> and <u>hail</u>.                  2. Mandla feels very sad.</p>				





MONDAY

	LOOK & SAY	sad	saw	sit	friends	very
	SOUND OUT	pain	gain	rain	main	
		fail	wail	hail	jail	
	★	I am sad in the rain and hail.				
 	READ	I saw. I saw the <u>rain</u> . I saw the <u>hail</u> . I saw the <u>rain</u> and the <u>hail</u> . I saw. I saw my friends. I saw my friends in the <u>rain</u> . I saw my friends in the <u>hail</u> . I saw my friend in the <u>rain</u> and the <u>hail</u> . My friends <u>wail</u> . My friends <u>wail</u> in the <u>rain</u> . My friends <u>wail</u> in the <u>hail</u> .				

TUESDAY





	WRITE	Copy the  and  words from Monday into your exercise books.				
---	-------	--	--	--	--	--

WEDNESDAY



	LOOK & SAY	sad	saw	sit	friends	very
	SOUND OUT	pain	gain	rain	main	
		fail	wail	hail	jail	
	★	I will <u>wail</u> in <u>jail</u> .				
	READ	The bad man is in <u>jail</u> . He will sit in <u>jail</u> and be sad. He will not get his <u>mail</u> in <u>jail</u> . His friends will <u>fail</u> to send him <u>mail</u> . The bad man will <u>wail</u> . He will be very sad if his friends <u>fail</u> to send him <u>mail</u> . The bad man will not get his <u>mail</u> in <u>jail</u> .				







# THURSDAY

	LOOK & SAY	sad	saw	sit	friends	very
 	READ					
		<p>Mandla is sad. Mandla is very sad. He saw his mom. He saw his dad. He saw his friends. Mandla will sit. Mandla will sit and be sad. Mandla will sit and <u>wail</u>. Mandla will sit and be in <u>pain</u>. Mandla will sit and be sad and <u>wail</u> and be in <u>pain</u>.</p>				

# FRIDAY

	LOOK & SAY	sad	saw	sit	friends	very
	DRAW & WRITE	<p>1. There is <u>rain</u> and <u>hail</u>.                  2. Mandla feels very sad.</p>				





MONDAY

	LOOK & SAY	sad	saw	sit	friends	very
	SOUND OUT	pain	gain	rain	main	
		fail	wail	hail	jail	
	★	I am sad in the rain and hail.				
	READ	I saw. I saw the <u>rain</u> . I saw the <u>hail</u> . I saw the <u>rain</u> and the <u>hail</u> . I saw. I saw my friends. I saw my friends in the <u>rain</u> . I saw my friends in the <u>hail</u> . I saw my friend in the <u>rain</u> and the <u>hail</u> . My friends <u>wail</u> . My friends <u>wail</u> in the <u>rain</u> . My friends <u>wail</u> in the <u>hail</u> .				





TUESDAY

	WRITE	Copy the  and  words from Monday into your exercise books.				
---	-------	--	--	--	--	--



WEDNESDAY

	LOOK & SAY	sad	saw	sit	friends	very
	SOUND OUT	pain	gain	rain	main	
		fail	wail	hail	jail	
	★	I will <u>wail</u> in <u>jail</u> .				
	READ	The bad man is in <u>jail</u> . He will sit in <u>jail</u> and be sad. He will not get his <u>mail</u> in <u>jail</u> . His friends will <u>fail</u> to send him <u>mail</u> . The bad man will <u>wail</u> . He will be very sad if his friends <u>fail</u> to send him <u>mail</u> . The bad man will not get his <u>mail</u> in <u>jail</u> .				

# THURSDAY






	LOOK & SAY	sad	saw	sit	friends	very
 	READ					
		<p>Mandla is sad. Mandla is very sad. He saw his mom. He saw his dad. He saw his friends. Mandla will sit. Mandla will sit and be sad. Mandla will sit and <u>wail</u>. Mandla will sit and be in <u>pain</u>. Mandla will sit and be sad and <u>wail</u> and be in <u>pain</u>.</p>				

# FRIDAY

	LOOK & SAY	sad	saw	sit	friends	very
	DRAW & WRITE	<p>1. There is <u>rain</u> and <u>hail</u>.                  2. Mandla feels very sad.</p>				







MONDAY

	LOOK & SAY	sad	saw	sit	friends	very
	SOUND OUT	pain	gain	rain	main	
		fail	wail	hail	jail	
	★	I am sad in the rain and hail.				
 	READ	I saw. I saw the <u>rain</u> . I saw the <u>hail</u> . I saw the <u>rain</u> and the <u>hail</u> . I saw. I saw my friends. I saw my friends in the <u>rain</u> . I saw my friends in the <u>hail</u> . I saw my friend in the <u>rain</u> and the <u>hail</u> . My friends <u>wail</u> . My friends <u>wail</u> in the <u>rain</u> . My friends <u>wail</u> in the <u>hail</u> .				





TUESDAY

	WRITE	Copy the  and  words from Monday into your exercise books.				
---	-------	--	--	--	--	--



WEDNESDAY

	LOOK & SAY	sad	saw	sit	friends	very
	SOUND OUT	pain	gain	rain	main	
		fail	wail	hail	jail	
	★	I will <u>wail</u> in <u>jail</u> .				
	READ	The bad man is in <u>jail</u> . He will sit in <u>jail</u> and be sad. He will not get his <u>mail</u> in <u>jail</u> . His friends will <u>fail</u> to send him <u>mail</u> . The bad man will <u>wail</u> . He will be very sad if his friends <u>fail</u> to send him <u>mail</u> . The bad man will not get his <u>mail</u> in <u>jail</u> .				





# THURSDAY

	LOOK & SAY	sad	saw	sit	friends	very
 	READ					
		<p>Mandla is sad. Mandla is very sad. He saw his mom. He saw his dad. He saw his friends. Mandla will sit. Mandla will sit and be sad. Mandla will sit and <u>wail</u>. Mandla will sit and be in <u>pain</u>. Mandla will sit and be sad and <u>wail</u> and be in <u>pain</u>.</p>				

# FRIDAY

	LOOK & SAY	sad	saw	sit	friends	very
	DRAW & WRITE	<p>1. There is <u>rain</u> and <u>hail</u>.                  2. Mandla feels very sad.</p>				





MONDAY

	LOOK & SAY	sad	saw	sit	friends	very
	SOUND OUT	pain	gain	rain	main	
		fail	wail	hail	jail	
	★	I am sad in the rain and hail.				
	READ	I saw. I saw the <u>rain</u> . I saw the <u>hail</u> . I saw the <u>rain</u> and the <u>hail</u> . I saw. I saw my friends. I saw my friends in the <u>rain</u> . I saw my friends in the <u>hail</u> . I saw my friend in the <u>rain</u> and the <u>hail</u> . My friends <u>wail</u> . My friends <u>wail</u> in the <u>rain</u> . My friends <u>wail</u> in the <u>hail</u> .				





TUESDAY

	WRITE	Copy the  and  words from Monday into your exercise books.				
---	-------	--	--	--	--	--



WEDNESDAY

	LOOK & SAY	sad	saw	sit	friends	very
	SOUND OUT	pain	gain	rain	main	
		fail	wail	hail	jail	
	★	I will <u>wail</u> in <u>jail</u> .				
	READ	The bad man is in <u>jail</u> . He will sit in <u>jail</u> and be sad. He will not get his <u>mail</u> in <u>jail</u> . His friends will <u>fail</u> to send him <u>mail</u> . The bad man will <u>wail</u> . He will be very sad if his friends <u>fail</u> to send him <u>mail</u> . The bad man will not get his <u>mail</u> in <u>jail</u> .				






# THURSDAY

	LOOK & SAY	sad	saw	sit	friends	very
 	READ					
		<p>Mandla is sad. Mandla is very sad. He saw his mom. He saw his dad. He saw his friends. Mandla will sit. Mandla will sit and be sad. Mandla will sit and <u>wail</u>. Mandla will sit and be in <u>pain</u>. Mandla will sit and be sad and <u>wail</u> and be in <u>pain</u>.</p>				

# FRIDAY

	LOOK & SAY	sad	saw	sit	friends	very
	DRAW & WRITE	<p>1. There is <u>rain</u> and <u>hail</u>.                  2. Mandla feels very sad.</p>				





MONDAY

	LOOK & SAY	sad	saw	sit	friends	very
	SOUND OUT	pain	gain	rain	main	
		fail	wail	hail	jail	
	★	I am sad in the rain and hail.				
 	READ	I saw. I saw the <u>rain</u> . I saw the <u>hail</u> . I saw the <u>rain</u> and the <u>hail</u> . I saw. I saw my friends. I saw my friends in the <u>rain</u> . I saw my friends in the <u>hail</u> . I saw my friend in the <u>rain</u> and the <u>hail</u> . My friends <u>wail</u> . My friends <u>wail</u> in the <u>rain</u> . My friends <u>wail</u> in the <u>hail</u> .				

TUESDAY





	WRITE	Copy the  and  words from Monday into your exercise books.				
---	-------	--	--	--	--	--

WEDNESDAY



	LOOK & SAY	sad	saw	sit	friends	very
	SOUND OUT	pain	gain	rain	main	
		fail	wail	hail	jail	
	★	I will <u>wail</u> in <u>jail</u> .				
	READ	The bad man is in <u>jail</u> . He will sit in <u>jail</u> and be sad. He will not get his <u>mail</u> in <u>jail</u> . His friends will <u>fail</u> to send him <u>mail</u> . The bad man will <u>wail</u> . He will be very sad if his friends <u>fail</u> to send him <u>mail</u> . The bad man will not get his <u>mail</u> in <u>jail</u> .				








# THURSDAY

	LOOK & SAY	sad	saw	sit	friends	very
 	READ					
		<p>Mandla is sad. Mandla is very sad. He saw his mom. He saw his dad. He saw his friends. Mandla will sit. Mandla will sit and be sad. Mandla will sit and <u>wail</u>. Mandla will sit and be in <u>pain</u>. Mandla will sit and be sad and <u>wail</u> and be in <u>pain</u>.</p>				

# FRIDAY

	LOOK & SAY	sad	saw	sit	friends	very
	DRAW & WRITE	<p>1. There is <u>rain</u> and <u>hail</u>.                  2. Mandla feels very sad.</p>				





MONDAY

	LOOK & SAY	sad	saw	sit	friends	very
	SOUND OUT	pain	gain	rain	main	
		fail	wail	hail	jail	
	★	I am sad in the rain and hail.				
 	READ	I saw. I saw the <u>rain</u> . I saw the <u>hail</u> . I saw the <u>rain</u> and the <u>hail</u> . I saw. I saw my friends. I saw my friends in the <u>rain</u> . I saw my friends in the <u>hail</u> . I saw my friend in the <u>rain</u> and the <u>hail</u> . My friends <u>wail</u> . My friends <u>wail</u> in the <u>rain</u> . My friends <u>wail</u> in the <u>hail</u> .				





TUESDAY

	WRITE	Copy the  and  words from Monday into your exercise books.				
---	-------	--	--	--	--	--



WEDNESDAY

	LOOK & SAY	sad	saw	sit	friends	very
	SOUND OUT	pain	gain	rain	main	
		fail	wail	hail	jail	
	★	I will <u>wail</u> in <u>jail</u> .				
	READ	The bad man is in <u>jail</u> . He will sit in <u>jail</u> and be sad. He will not get his <u>mail</u> in <u>jail</u> . His friends will <u>fail</u> to send him <u>mail</u> . The bad man will <u>wail</u> . He will be very sad if his friends <u>fail</u> to send him <u>mail</u> . The bad man will not get his <u>mail</u> in <u>jail</u> .				

# THURSDAY







	LOOK & SAY	sad	saw	sit	friends	very
 	READ					
		<p>Mandla is sad. Mandla is very sad. He saw his mom. He saw his dad. He saw his friends. Mandla will sit. Mandla will sit and be sad. Mandla will sit and <u>wail</u>. Mandla will sit and be in <u>pain</u>. Mandla will sit and be sad and <u>wail</u> and be in <u>pain</u>.</p>				

# FRIDAY

	LOOK & SAY	sad	saw	sit	friends	very
	DRAW & WRITE	<p>1. There is <u>rain</u> and <u>hail</u>.                  2. Mandla feels very sad.</p>				








MONDAY

	LOOK & SAY	sad	saw	sit	friends	very
	SOUND OUT	pain	gain	rain	main	
		fail	wail	hail	jail	
		I am sad in the rain and hail.				
 	READ	I saw. I saw the <u>rain</u> . I saw the <u>hail</u> . I saw the <u>rain</u> and the <u>hail</u> . I saw. I saw my friends. I saw my friends in the <u>rain</u> . I saw my friends in the <u>hail</u> . I saw my friend in the <u>rain</u> and the <u>hail</u> . My friends <u>wail</u> . My friends <u>wail</u> in the <u>rain</u> . My friends <u>wail</u> in the <u>hail</u> .				





TUESDAY

	WRITE	Copy the  and  words from Monday into your exercise books.				
---	-------	--	--	--	--	--



WEDNESDAY

	LOOK & SAY	sad	saw	sit	friends	very
	SOUND OUT	pain	gain	rain	main	
		fail	wail	hail	jail	
		I will <u>wail</u> in <u>jail</u> .				
	READ	The bad man is in <u>jail</u> . He will sit in <u>jail</u> and be sad. He will not get his <u>mail</u> in <u>jail</u> . His friends will <u>fail</u> to send him <u>mail</u> . The bad man will <u>wail</u> . He will be very sad if his friends <u>fail</u> to send him <u>mail</u> . The bad man will not get his <u>mail</u> in <u>jail</u> .				






# THURSDAY

	LOOK & SAY	sad	saw	sit	friends	very
 	READ					
		<p>Mandla is sad. Mandla is very sad. He saw his mom. He saw his dad. He saw his friends. Mandla will sit. Mandla will sit and be sad. Mandla will sit and <u>wail</u>. Mandla will sit and be in <u>pain</u>. Mandla will sit and be sad and <u>wail</u> and be in <u>pain</u>.</p>				

# FRIDAY

	LOOK & SAY	sad	saw	sit	friends	very
	DRAW & WRITE	<p>1. There is <u>rain</u> and <u>hail</u>.                  2. Mandla feels very sad.</p>				





MONDAY

	LOOK & SAY	sad	saw	sit	friends	very
	SOUND OUT	pain	gain	rain	main	
		fail	wail	hail	jail	
	★	I am sad in the rain and hail.				
 	READ	I saw. I saw the <u>rain</u> . I saw the <u>hail</u> . I saw the <u>rain</u> and the <u>hail</u> . I saw. I saw my friends. I saw my friends in the <u>rain</u> . I saw my friends in the <u>hail</u> . I saw my friend in the <u>rain</u> and the <u>hail</u> . My friends <u>wail</u> . My friends <u>wail</u> in the <u>rain</u> . My friends <u>wail</u> in the <u>hail</u> .				





TUESDAY

	WRITE	Copy the  and  words from Monday into your exercise books.				
---	-------	--	--	--	--	--



WEDNESDAY

	LOOK & SAY	sad	saw	sit	friends	very
	SOUND OUT	pain	gain	rain	main	
		fail	wail	hail	jail	
	★	I will <u>wail</u> in <u>jail</u> .				
	READ	The bad man is in <u>jail</u> . He will sit in <u>jail</u> and be sad. He will not get his <u>mail</u> in <u>jail</u> . His friends will <u>fail</u> to send him <u>mail</u> . The bad man will <u>wail</u> . He will be very sad if his friends <u>fail</u> to send him <u>mail</u> . The bad man will not get his <u>mail</u> in <u>jail</u> .				





# THURSDAY

	LOOK & SAY	sad	saw	sit	friends	very
 	READ					
		<p>Mandla is sad. Mandla is very sad. He saw his mom. He saw his dad. He saw his friends. Mandla will sit. Mandla will sit and be sad. Mandla will sit and <u>wail</u>. Mandla will sit and be in <u>pain</u>. Mandla will sit and be sad and <u>wail</u> and be in <u>pain</u>.</p>				

# FRIDAY

	LOOK & SAY	sad	saw	sit	friends	very
	DRAW & WRITE	<p>1. There is <u>rain</u> and <u>hail</u>.                  2. Mandla feels very sad.</p>				





MONDAY

	LOOK & SAY	sad	saw	sit	friends	very
	SOUND OUT	pain	gain	rain	main	
		fail	wail	hail	jail	
	★	I am sad in the rain and hail.				
	READ	I saw. I saw the <u>rain</u> . I saw the <u>hail</u> . I saw the <u>rain</u> and the <u>hail</u> . I saw. I saw my friends. I saw my friends in the <u>rain</u> . I saw my friends in the <u>hail</u> . I saw my friend in the <u>rain</u> and the <u>hail</u> . My friends <u>wail</u> . My friends <u>wail</u> in the <u>rain</u> . My friends <u>wail</u> in the <u>hail</u> .				

TUESDAY





	WRITE	Copy the  and  words from Monday into your exercise books.
---	-------	--

WEDNESDAY



	LOOK & SAY	sad	saw	sit	friends	very
	SOUND OUT	pain	gain	rain	main	
		fail	wail	hail	jail	
	★	I will <u>wail</u> in <u>jail</u> .				
	READ	The bad man is in <u>jail</u> . He will sit in <u>jail</u> and be sad. He will not get his <u>mail</u> in <u>jail</u> . His friends will <u>fail</u> to send him <u>mail</u> . The bad man will <u>wail</u> . He will be very sad if his friends <u>fail</u> to send him <u>mail</u> . The bad man will not get his <u>mail</u> in <u>jail</u> .				








# THURSDAY

	LOOK & SAY	sad	saw	sit	friends	very
 	READ					
		<p>Mandla is sad. Mandla is very sad. He saw his mom. He saw his dad. He saw his friends. Mandla will sit. Mandla will sit and be sad. Mandla will sit and <u>wail</u>. Mandla will sit and be in <u>pain</u>. Mandla will sit and be sad and <u>wail</u> and be in <u>pain</u>.</p>				

# FRIDAY

	LOOK & SAY	sad	saw	sit	friends	very
	DRAW & WRITE	<p>1. There is <u>rain</u> and <u>hail</u>.                  2. Mandla feels very sad.</p>				





MONDAY

	LOOK & SAY	what	doing	play	sleep	happy
	SOUND OUT	train	trail	trap	trip	
		truck	trick	track	trek	
		The <u>train</u> is in a <u>trap</u> . The <u>truck</u> is in a <u>trap</u> .				
	READ	What is the <u>train</u> doing? What is the <u>train</u> doing on the <u>track</u> ? Can we play? Can we play with the <u>train</u> ? Can we play with the <u>train</u> on the <u>track</u> ? What is the <u>truck</u> doing? What is the <u>truck</u> doing on the <u>trail</u> ? Can we play? Can we play with the <u>truck</u> ? Can we play with the <u>truck</u> on the <u>trail</u> ?				





TUESDAY

	WRITE	Copy the  and  words from Monday into your exercise books.				
---	-------	--	--	--	--	--



WEDNESDAY

	LOOK & SAY	what	doing	play	sleep	happy
	SOUND OUT	train	trail	trap	trip	
		truck	trick	track	trek	
	★	The <u>train</u> is on the <u>track</u> .				
	READ	Can we play a <u>trick</u> ? Can we play a <u>trick</u> on my friends. We can set a <u>trap</u> . It will be a jail. We can <u>trap</u> my friends in the jail. My friends will sit in the <u>trap</u> . My friends will sleep in the <u>trap</u> . We will <u>trick</u> them to go in the <u>trap</u> !				






# THURSDAY

	LOOK & SAY	what	doing	play	sleep	happy
 	READ					
		<p>Mandla is happy. He is very happy. He is not sad. He saw his mom. He saw his dad. He saw his friends. It was a <u>trick</u>. Mandla will sit. He will sit and be happy. Mandla will play. He will play with his friends. He will play with his friends and be happy.</p>				

# FRIDAY

	LOOK & SAY	what	doing	play	sleep	friends
	DRAW & WRITE	<p>1. The <u>train</u> is on the <u>track</u>.                  2. Mandla is happy.</p>				





MONDAY

	LOOK & SAY	what	doing	play	sleep	happy
	SOUND OUT	train	trail	trap	trip	
		truck	trick	track	trek	
		The <u>train</u> is in a <u>trap</u> . The <u>truck</u> is in a <u>trap</u> .				
	READ	What is the <u>train</u> doing? What is the <u>train</u> doing on the <u>track</u> ? Can we play? Can we play with the <u>train</u> ? Can we play with the <u>train</u> on the <u>track</u> ? What is the <u>truck</u> doing? What is the <u>truck</u> doing on the <u>trail</u> ? Can we play? Can we play with the <u>truck</u> ? Can we play with the <u>truck</u> on the <u>trail</u> ?				





TUESDAY

	WRITE	Copy the  and  words from Monday into your exercise books.				
---	-------	--	--	--	--	--



WEDNESDAY

	LOOK & SAY	what	doing	play	sleep	happy
	SOUND OUT	train	trail	trap	trip	
		truck	trick	track	trek	
	★	The <u>train</u> is on the <u>track</u> .				
	READ	Can we play a <u>trick</u> ? Can we play a <u>trick</u> on my friends. We can set a <u>trap</u> . It will be a jail. We can <u>trap</u> my friends in the jail. My friends will sit in the <u>trap</u> . My friends will sleep in the <u>trap</u> . We will <u>trick</u> them to go in the <u>trap</u> !				

# THURSDAY





	LOOK & SAY	what	doing	play	sleep	happy
 	READ	 <p>Mandla is happy. He is very happy. He is not sad. He saw his mom. He saw his dad. He saw his friends. It was a <u>trick</u>. Mandla will sit. He will sit and be happy. Mandla will play. He will play with his friends. He will play with his friends and be happy.</p>				

# FRIDAY

	LOOK & SAY	what	doing	play	sleep	friends
	DRAW & WRITE	<p>1. The <u>train</u> is on the <u>track</u>.</p> <p>2. Mandla is happy.</p>				







## MONDAY

	LOOK & SAY	what	doing	play	sleep	happy
	SOUND OUT	train	trail	trap	trip	
		truck	trick	track	trek	
	★	The <u>train</u> is in a <u>trap</u> . The <u>truck</u> is in a <u>trap</u> .				
	READ	What is the <u>train</u> doing? What is the <u>train</u> doing on the <u>track</u> ? Can we play? Can we play with the <u>train</u> ? Can we play with the <u>train</u> on the <u>track</u> ? What is the <u>truck</u> doing? What is the <u>truck</u> doing on the <u>trail</u> ? Can we play? Can we play with the <u>truck</u> ? Can we play with the <u>truck</u> on the <u>trail</u> ?				





## TUESDAY

	WRITE	Copy the  and  words from Monday into your exercise books.
---	-------	--



## WEDNESDAY

	LOOK & SAY	what	doing	play	sleep	happy
	SOUND OUT	train	trail	trap	trip	
		truck	trick	track	trek	
	★	The <u>train</u> is on the <u>track</u> .				
	READ	Can we play a <u>trick</u> ? Can we play a <u>trick</u> on my friends. We can set a <u>trap</u> . It will be a jail. We can <u>trap</u> my friends in the jail. My friends will sit in the <u>trap</u> . My friends will sleep in the <u>trap</u> . We will <u>trick</u> them to go in the <u>trap</u> !				





## THURSDAY

	LOOK & SAY	what	doing	play	sleep	happy
 	READ					
		<p>Mandla is happy. He is very happy. He is not sad. He saw his mom. He saw his dad. He saw his friends. It was a <u>trick</u>. Mandla will sit. He will sit and be happy. Mandla will play. He will play with his friends. He will play with his friends and be happy.</p>				

## FRIDAY

	LOOK & SAY	what	doing	play	sleep	friends
	DRAW & WRITE	<p>1. The <u>train</u> is on the <u>track</u>.                  2. Mandla is happy.</p>				





## MONDAY

	LOOK & SAY	what	doing	play	sleep	happy
	SOUND OUT	train	trail	trap	trip	
		truck	trick	track	trek	
	★	The <u>train</u> is in a <u>trap</u> . The <u>truck</u> is in a <u>trap</u> .				
	READ	What is the <u>train</u> doing? What is the <u>train</u> doing on the <u>track</u> ? Can we play? Can we play with the <u>train</u> ? Can we play with the <u>train</u> on the <u>track</u> ? What is the <u>truck</u> doing? What is the <u>truck</u> doing on the <u>trail</u> ? Can we play? Can we play with the <u>truck</u> ? Can we play with the <u>truck</u> on the <u>trail</u> ?				





## TUESDAY

	WRITE	Copy the  and  words from Monday into your exercise books.				
---	-------	--	--	--	--	--



## WEDNESDAY

	LOOK & SAY	what	doing	play	sleep	happy
	SOUND OUT	train	trail	trap	trip	
		truck	trick	track	trek	
	★	The <u>train</u> is on the <u>track</u> .				
	READ	Can we play a <u>trick</u> ? Can we play a <u>trick</u> on my friends. We can set a <u>trap</u> . It will be a jail. We can <u>trap</u> my friends in the jail. My friends will sit in the <u>trap</u> . My friends will sleep in the <u>trap</u> . We will <u>trick</u> them to go in the <u>trap</u> !				





# THURSDAY

	LOOK & SAY	what	doing	play	sleep	happy
 	READ	 <p>Mandla is happy. He is very happy. He is not sad. He saw his mom. He saw his dad. He saw his friends. It was a <u>trick</u>. Mandla will sit. He will sit and be happy. Mandla will play. He will play with his friends. He will play with his friends and be happy.</p>				

# FRIDAY

	LOOK & SAY	what	doing	play	sleep	friends
	DRAW & WRITE	<p>1. The <u>train</u> is on the <u>track</u>.</p> <p>2. Mandla is happy.</p>				





## MONDAY

	LOOK & SAY	what	doing	play	sleep	happy
	SOUND OUT	train	trail	trap	trip	
		truck	trick	track	trek	
	★	The <u>train</u> is in a <u>trap</u> . The <u>truck</u> is in a <u>trap</u> .				
	READ	What is the <u>train</u> doing? What is the <u>train</u> doing on the <u>track</u> ? Can we play? Can we play with the <u>train</u> ? Can we play with the <u>train</u> on the <u>track</u> ? What is the <u>truck</u> doing? What is the <u>truck</u> doing on the <u>trail</u> ? Can we play? Can we play with the <u>truck</u> ? Can we play with the <u>truck</u> on the <u>trail</u> ?				

## TUESDAY





	WRITE	Copy the  and  words from Monday into your exercise books.				
---	-------	--	--	--	--	--

## WEDNESDAY



	LOOK & SAY	what	doing	play	sleep	happy
	SOUND OUT	train	trail	trap	trip	
		truck	trick	track	trek	
	★	The <u>train</u> is on the <u>track</u> .				
	READ	Can we play a <u>trick</u> ? Can we play a <u>trick</u> on my friends. We can set a <u>trap</u> . It will be a jail. We can <u>trap</u> my friends in the jail. My friends will sit in the <u>trap</u> . My friends will sleep in the <u>trap</u> . We will <u>trick</u> them to go in the <u>trap</u> !				








# THURSDAY

	LOOK & SAY	what	doing	play	sleep	happy
 	READ					
		<p>Mandla is happy. He is very happy. He is not sad. He saw his mom. He saw his dad. He saw his friends. It was a <u>trick</u>. Mandla will sit. He will sit and be happy. Mandla will play. He will play with his friends. He will play with his friends and be happy.</p>				

# FRIDAY

	LOOK & SAY	what	doing	play	sleep	friends
	DRAW & WRITE	<p>1. The <u>train</u> is on the <u>track</u>.  2. Mandla is happy.</p>				





MONDAY

	LOOK & SAY	what	doing	play	sleep	happy
	SOUND OUT	train	trail	trap	trip	
		truck	trick	track	trek	
		The <u>train</u> is in a <u>trap</u> . The <u>truck</u> is in a <u>trap</u> .				
	READ	What is the <u>train</u> doing? What is the <u>train</u> doing on the <u>track</u> ? Can we play? Can we play with the <u>train</u> ? Can we play with the <u>train</u> on the <u>track</u> ? What is the <u>truck</u> doing? What is the <u>truck</u> doing on the <u>trail</u> ? Can we play? Can we play with the <u>truck</u> ? Can we play with the <u>truck</u> on the <u>trail</u> ?				





TUESDAY

	WRITE	Copy the  and  words from Monday into your exercise books.				
---	-------	--	--	--	--	--



WEDNESDAY

	LOOK & SAY	what	doing	play	sleep	happy
	SOUND OUT	train	trail	trap	trip	
		truck	trick	track	trek	
	★	The <u>train</u> is on the <u>track</u> .				
	READ	Can we play a <u>trick</u> ? Can we play a <u>trick</u> on my friends. We can set a <u>trap</u> . It will be a jail. We can <u>trap</u> my friends in the jail. My friends will sit in the <u>trap</u> . My friends will sleep in the <u>trap</u> . We will <u>trick</u> them to go in the <u>trap</u> !				





# THURSDAY

	LOOK & SAY	what	doing	play	sleep	happy
 	READ	 <p>Mandla is happy. He is very happy. He is not sad. He saw his mom. He saw his dad. He saw his friends. It was a <u>trick</u>. Mandla will sit. He will sit and be happy. Mandla will play. He will play with his friends. He will play with his friends and be happy.</p>				

# FRIDAY

	LOOK & SAY	what	doing	play	sleep	friends
	DRAW & WRITE	<p>1. The <u>train</u> is on the <u>track</u>.</p> <p>2. Mandla is happy.</p>				





## MONDAY

	LOOK & SAY	what	doing	play	sleep	happy
	SOUND OUT	train	trail	trap	trip	
		truck	trick	track	trek	
	★	The <u>train</u> is in a <u>trap</u> . The <u>truck</u> is in a <u>trap</u> .				
	READ	What is the <u>train</u> doing? What is the <u>train</u> doing on the <u>track</u> ? Can we play? Can we play with the <u>train</u> ? Can we play with the <u>train</u> on the <u>track</u> ? What is the <u>truck</u> doing? What is the <u>truck</u> doing on the <u>trail</u> ? Can we play? Can we play with the <u>truck</u> ? Can we play with the <u>truck</u> on the <u>trail</u> ?				





## TUESDAY

	WRITE	Copy the  and  words from Monday into your exercise books.				
---	-------	--	--	--	--	--



## WEDNESDAY

	LOOK & SAY	what	doing	play	sleep	happy
	SOUND OUT	train	trail	trap	trip	
		truck	trick	track	trek	
	★	The <u>train</u> is on the <u>track</u> .				
	READ	Can we play a <u>trick</u> ? Can we play a <u>trick</u> on my friends. We can set a <u>trap</u> . It will be a jail. We can <u>trap</u> my friends in the jail. My friends will sit in the <u>trap</u> . My friends will sleep in the <u>trap</u> . We will <u>trick</u> them to go in the <u>trap</u> !				

# THURSDAY





	LOOK & SAY	what	doing	play	sleep	happy
 	READ	 <p>Mandla is happy. He is very happy. He is not sad. He saw his mom. He saw his dad. He saw his friends. It was a <u>trick</u>. Mandla will sit. He will sit and be happy. Mandla will play. He will play with his friends. He will play with his friends and be happy.</p>				

# FRIDAY

	LOOK & SAY	what	doing	play	sleep	friends
	DRAW & WRITE	<p>1. The <u>train</u> is on the <u>track</u>.</p> <p>2. Mandla is happy.</p>				







## MONDAY

	LOOK & SAY	what	doing	play	sleep	happy
	SOUND OUT	train	trail	trap	trip	
		truck	trick	track	trek	
	★	The <u>train</u> is in a <u>trap</u> . The <u>truck</u> is in a <u>trap</u> .				
	READ	What is the <u>train</u> doing? What is the <u>train</u> doing on the <u>track</u> ? Can we play? Can we play with the <u>train</u> ? Can we play with the <u>train</u> on the <u>track</u> ? What is the <u>truck</u> doing? What is the <u>truck</u> doing on the <u>trail</u> ? Can we play? Can we play with the <u>truck</u> ? Can we play with the <u>truck</u> on the <u>trail</u> ?				





## TUESDAY

	WRITE	Copy the  and  words from Monday into your exercise books.				
---	-------	--	--	--	--	--



## WEDNESDAY

	LOOK & SAY	what	doing	play	sleep	happy
	SOUND OUT	train	trail	trap	trip	
		truck	trick	track	trek	
	★	The <u>train</u> is on the <u>track</u> .				
	READ	Can we play a <u>trick</u> ? Can we play a <u>trick</u> on my friends. We can set a <u>trap</u> . It will be a jail. We can <u>trap</u> my friends in the jail. My friends will sit in the <u>trap</u> . My friends will sleep in the <u>trap</u> . We will <u>trick</u> them to go in the <u>trap</u> !				





# THURSDAY

	LOOK & SAY	what	doing	play	sleep	happy
 	READ					
		<p>Mandla is happy. He is very happy. He is not sad. He saw his mom. He saw his dad. He saw his friends. It was a <u>trick</u>. Mandla will sit. He will sit and be happy. Mandla will play. He will play with his friends. He will play with his friends and be happy.</p>				

# FRIDAY

	LOOK & SAY	what	doing	play	sleep	friends
	DRAW & WRITE	<p>1. The <u>train</u> is on the <u>track</u>.  2. Mandla is happy.</p>				





## MONDAY

	LOOK & SAY	what	doing	play	sleep	happy
	SOUND OUT	train	trail	trap	trip	
		truck	trick	track	trek	
	★	The <u>train</u> is in a <u>trap</u> . The <u>truck</u> is in a <u>trap</u> .				
	READ	What is the <u>train</u> doing? What is the <u>train</u> doing on the <u>track</u> ? Can we play? Can we play with the <u>train</u> ? Can we play with the <u>train</u> on the <u>track</u> ? What is the <u>truck</u> doing? What is the <u>truck</u> doing on the <u>trail</u> ? Can we play? Can we play with the <u>truck</u> ? Can we play with the <u>truck</u> on the <u>trail</u> ?				





## TUESDAY

	WRITE	Copy the  and  words from Monday into your exercise books.				
---	-------	--	--	--	--	--



## WEDNESDAY

	LOOK & SAY	what	doing	play	sleep	happy
	SOUND OUT	train	trail	trap	trip	
		truck	trick	track	trek	
	★	The <u>train</u> is on the <u>track</u> .				
	READ	Can we play a <u>trick</u> ? Can we play a <u>trick</u> on my friends. We can set a <u>trap</u> . It will be a jail. We can <u>trap</u> my friends in the jail. My friends will sit in the <u>trap</u> . My friends will sleep in the <u>trap</u> . We will <u>trick</u> them to go in the <u>trap</u> !				





# THURSDAY

	LOOK & SAY	what	doing	play	sleep	happy
 	READ	 <p>Mandla is happy. He is very happy. He is not sad. He saw his mom. He saw his dad. He saw his friends. It was a <u>trick</u>. Mandla will sit. He will sit and be happy. Mandla will play. He will play with his friends. He will play with his friends and be happy.</p>				

# FRIDAY

	LOOK & SAY	what	doing	play	sleep	friends
	DRAW & WRITE	<p>1. The <u>train</u> is on the <u>track</u>.</p> <p>2. Mandla is happy.</p>				





## MONDAY

	LOOK & SAY	what	doing	play	sleep	happy
	SOUND OUT	train	trail	trap	trip	
		truck	trick	track	trek	
	★	The <u>train</u> is in a <u>trap</u> . The <u>truck</u> is in a <u>trap</u> .				
	READ	What is the <u>train</u> doing? What is the <u>train</u> doing on the <u>track</u> ? Can we play? Can we play with the <u>train</u> ? Can we play with the <u>train</u> on the <u>track</u> ? What is the <u>truck</u> doing? What is the <u>truck</u> doing on the <u>trail</u> ? Can we play? Can we play with the <u>truck</u> ? Can we play with the <u>truck</u> on the <u>trail</u> ?				

## TUESDAY





	WRITE	Copy the  and  words from Monday into your exercise books.				
---	-------	--	--	--	--	--

## WEDNESDAY



	LOOK & SAY	what	doing	play	sleep	happy
	SOUND OUT	train	trail	trap	trip	
		truck	trick	track	trek	
	★	The <u>train</u> is on the <u>track</u> .				
	READ	Can we play a <u>trick</u> ? Can we play a <u>trick</u> on my friends. We can set a <u>trap</u> . It will be a jail. We can <u>trap</u> my friends in the jail. My friends will sit in the <u>trap</u> . My friends will sleep in the <u>trap</u> . We will <u>trick</u> them to go in the <u>trap</u> !				







# THURSDAY

	LOOK & SAY	what	doing	play	sleep	happy
 	READ	 <p>Mandla is happy. He is very happy. He is not sad. He saw his mom. He saw his dad. He saw his friends. It was a <u>trick</u>. Mandla will sit. He will sit and be happy. Mandla will play. He will play with his friends. He will play with his friends and be happy.</p>				

# FRIDAY

	LOOK & SAY	what	doing	play	sleep	friends
	DRAW & WRITE	<p>1. The <u>train</u> is on the <u>track</u>.</p> <p>2. Mandla is happy.</p>				





## MONDAY

	LOOK & SAY	what	doing	play	sleep	happy
	SOUND OUT	train	trail	trap	trip	
		truck	trick	track	trek	
	★	The <u>train</u> is in a <u>trap</u> . The <u>truck</u> is in a <u>trap</u> .				
	READ	What is the <u>train</u> doing? What is the <u>train</u> doing on the <u>track</u> ? Can we play? Can we play with the <u>train</u> ? Can we play with the <u>train</u> on the <u>track</u> ? What is the <u>truck</u> doing? What is the <u>truck</u> doing on the <u>trail</u> ? Can we play? Can we play with the <u>truck</u> ? Can we play with the <u>truck</u> on the <u>trail</u> ?				





## TUESDAY

	WRITE	Copy the  and  words from Monday into your exercise books.				
---	-------	--	--	--	--	--



## WEDNESDAY

	LOOK & SAY	what	doing	play	sleep	happy
	SOUND OUT	train	trail	trap	trip	
		truck	trick	track	trek	
	★	The <u>train</u> is on the <u>track</u> .				
	READ	Can we play a <u>trick</u> ? Can we play a <u>trick</u> on my friends. We can set a <u>trap</u> . It will be a jail. We can <u>trap</u> my friends in the jail. My friends will sit in the <u>trap</u> . My friends will sleep in the <u>trap</u> . We will <u>trick</u> them to go in the <u>trap</u> !				





# THURSDAY

	LOOK & SAY	what	doing	play	sleep	happy
 	READ	 <p>Mandla is happy. He is very happy. He is not sad. He saw his mom. He saw his dad. He saw his friends. It was a <u>trick</u>. Mandla will sit. He will sit and be happy. Mandla will play. He will play with his friends. He will play with his friends and be happy.</p>				

# FRIDAY

	LOOK & SAY	what	doing	play	sleep	friends
	DRAW & WRITE	<p>1. The <u>train</u> is on the <u>track</u>.</p> <p>2. Mandla is happy.</p>				





## MONDAY

	LOOK & SAY	what	doing	play	sleep	happy
	SOUND OUT	train	trail	trap	trip	
		truck	trick	track	trek	
	★	The <u>train</u> is in a <u>trap</u> . The <u>truck</u> is in a <u>trap</u> .				
	READ	What is the <u>train</u> doing? What is the <u>train</u> doing on the <u>track</u> ? Can we play? Can we play with the <u>train</u> ? Can we play with the <u>train</u> on the <u>track</u> ? What is the <u>truck</u> doing? What is the <u>truck</u> doing on the <u>trail</u> ? Can we play? Can we play with the <u>truck</u> ? Can we play with the <u>truck</u> on the <u>trail</u> ?				





## TUESDAY

	WRITE	Copy the  and  words from Monday into your exercise books.				
---	-------	--	--	--	--	--



## WEDNESDAY

	LOOK & SAY	what	doing	play	sleep	happy
	SOUND OUT	train	trail	trap	trip	
		truck	trick	track	trek	
	★	The <u>train</u> is on the <u>track</u> .				
	READ	Can we play a <u>trick</u> ? Can we play a <u>trick</u> on my friends. We can set a <u>trap</u> . It will be a jail. We can <u>trap</u> my friends in the jail. My friends will sit in the <u>trap</u> . My friends will sleep in the <u>trap</u> . We will <u>trick</u> them to go in the <u>trap</u> !				

# THURSDAY





	LOOK & SAY	what	doing	play	sleep	happy
 	READ	 <p>Mandla is happy. He is very happy. He is not sad. He saw his mom. He saw his dad. He saw his friends. It was a <u>trick</u>. Mandla will sit. He will sit and be happy. Mandla will play. He will play with his friends. He will play with his friends and be happy.</p>				

# FRIDAY

	LOOK & SAY	what	doing	play	sleep	friends
	DRAW & WRITE	<p>1. The <u>train</u> is on the <u>track</u>.</p> <p>2. Mandla is happy.</p>				







## MONDAY

	LOOK & SAY	what	doing	play	sleep	happy
	SOUND OUT	train	trail	trap	trip	
		truck	trick	track	trek	
	★	The <u>train</u> is in a <u>trap</u> . The <u>truck</u> is in a <u>trap</u> .				
	READ	What is the <u>train</u> doing? What is the <u>train</u> doing on the <u>track</u> ? Can we play? Can we play with the <u>train</u> ? Can we play with the <u>train</u> on the <u>track</u> ? What is the <u>truck</u> doing? What is the <u>truck</u> doing on the <u>trail</u> ? Can we play? Can we play with the <u>truck</u> ? Can we play with the <u>truck</u> on the <u>trail</u> ?				





## TUESDAY

	WRITE	Copy the  and  words from Monday into your exercise books.				
---	-------	--	--	--	--	--



## WEDNESDAY

	LOOK & SAY	what	doing	play	sleep	happy
	SOUND OUT	train	trail	trap	trip	
		truck	trick	track	trek	
	★	The <u>train</u> is on the <u>track</u> .				
	READ	Can we play a <u>trick</u> ? Can we play a <u>trick</u> on my friends. We can set a <u>trap</u> . It will be a jail. We can <u>trap</u> my friends in the jail. My friends will sit in the <u>trap</u> . My friends will sleep in the <u>trap</u> . We will <u>trick</u> them to go in the <u>trap</u> !				





## THURSDAY

	LOOK & SAY	what	doing	play	sleep	happy
 	READ					
		<p>Mandla is happy. He is very happy. He is not sad. He saw his mom. He saw his dad. He saw his friends. It was a <u>trick</u>. Mandla will sit. He will sit and be happy. Mandla will play. He will play with his friends. He will play with his friends and be happy.</p>				

## FRIDAY

	LOOK & SAY	what	doing	play	sleep	friends
	DRAW & WRITE	<p>1. The <u>train</u> is on the <u>track</u>.                  2. Mandla is happy.</p>				





## MONDAY

	LOOK & SAY	what	doing	play	sleep	happy
	SOUND OUT	train	trail	trap	trip	
		truck	trick	track	trek	
	★	The <u>train</u> is in a <u>trap</u> . The <u>truck</u> is in a <u>trap</u> .				
	READ	What is the <u>train</u> doing? What is the <u>train</u> doing on the <u>track</u> ? Can we play? Can we play with the <u>train</u> ? Can we play with the <u>train</u> on the <u>track</u> ? What is the <u>truck</u> doing? What is the <u>truck</u> doing on the <u>trail</u> ? Can we play? Can we play with the <u>truck</u> ? Can we play with the <u>truck</u> on the <u>trail</u> ?				





## TUESDAY

	WRITE	Copy the  and  words from Monday into your exercise books.
---	-------	--



## WEDNESDAY

	LOOK & SAY	what	doing	play	sleep	happy
	SOUND OUT	train	trail	trap	trip	
		truck	trick	track	trek	
	★	The <u>train</u> is on the <u>track</u> .				
	READ	Can we play a <u>trick</u> ? Can we play a <u>trick</u> on my friends. We can set a <u>trap</u> . It will be a jail. We can <u>trap</u> my friends in the jail. My friends will sit in the <u>trap</u> . My friends will sleep in the <u>trap</u> . We will <u>trick</u> them to go in the <u>trap</u> !				






# THURSDAY

	LOOK & SAY	what	doing	play	sleep	happy
 	READ					
		<p>Mandla is happy. He is very happy. He is not sad. He saw his mom. He saw his dad. He saw his friends. It was a <u>trick</u>. Mandla will sit. He will sit and be happy. Mandla will play. He will play with his friends. He will play with his friends and be happy.</p>				

# FRIDAY

	LOOK & SAY	what	doing	play	sleep	friends
	DRAW & WRITE	<p>1. The <u>train</u> is on the <u>track</u>.  2. Mandla is happy.</p>				





MONDAY

	LOOK & SAY	what	doing	play	sleep	happy
	SOUND OUT	train	trail	trap	trip	
		truck	trick	track	trek	
		The <u>train</u> is in a <u>trap</u> . The <u>truck</u> is in a <u>trap</u> .				
	READ	What is the <u>train</u> doing? What is the <u>train</u> doing on the <u>track</u> ? Can we play? Can we play with the <u>train</u> ? Can we play with the <u>train</u> on the <u>track</u> ? What is the <u>truck</u> doing? What is the <u>truck</u> doing on the <u>trail</u> ? Can we play? Can we play with the <u>truck</u> ? Can we play with the <u>truck</u> on the <u>trail</u> ?				

TUESDAY





	WRITE	Copy the  and  words from Monday into your exercise books.				
---	-------	--	--	--	--	--

WEDNESDAY



	LOOK & SAY	what	doing	play	sleep	happy
	SOUND OUT	train	trail	trap	trip	
		truck	trick	track	trek	
	★	The <u>train</u> is on the <u>track</u> .				
	READ	Can we play a <u>trick</u> ? Can we play a <u>trick</u> on my friends. We can set a <u>trap</u> . It will be a jail. We can <u>trap</u> my friends in the jail. My friends will sit in the <u>trap</u> . My friends will sleep in the <u>trap</u> . We will <u>trick</u> them to go in the <u>trap</u> !				







## THURSDAY

	LOOK & SAY	what	doing	play	sleep	happy
 	READ					
		<p>Mandla is happy. He is very happy. He is not sad. He saw his mom. He saw his dad. He saw his friends. It was a <u>trick</u>. Mandla will sit. He will sit and be happy. Mandla will play. He will play with his friends. He will play with his friends and be happy.</p>				

## FRIDAY

	LOOK & SAY	what	doing	play	sleep	friends
	DRAW & WRITE	<p>1. The <u>train</u> is on the <u>track</u>.                  2. Mandla is happy.</p>				





## MONDAY

	LOOK & SAY	what	doing	play	sleep	happy
	SOUND OUT	train	trail	trap	trip	
		truck	trick	track	trek	
	★	The <u>train</u> is in a <u>trap</u> . The <u>truck</u> is in a <u>trap</u> .				
	READ	What is the <u>train</u> doing? What is the <u>train</u> doing on the <u>track</u> ? Can we play? Can we play with the <u>train</u> ? Can we play with the <u>train</u> on the <u>track</u> ? What is the <u>truck</u> doing? What is the <u>truck</u> doing on the <u>trail</u> ? Can we play? Can we play with the <u>truck</u> ? Can we play with the <u>truck</u> on the <u>trail</u> ?				





## TUESDAY

	WRITE	Copy the  and  words from Monday into your exercise books.				
---	-------	--	--	--	--	--



## WEDNESDAY

	LOOK & SAY	what	doing	play	sleep	happy
	SOUND OUT	train	trail	trap	trip	
		truck	trick	track	trek	
	★	The <u>train</u> is on the <u>track</u> .				
	READ	Can we play a <u>trick</u> ? Can we play a <u>trick</u> on my friends. We can set a <u>trap</u> . It will be a jail. We can <u>trap</u> my friends in the jail. My friends will sit in the <u>trap</u> . My friends will sleep in the <u>trap</u> . We will <u>trick</u> them to go in the <u>trap</u> !				






# THURSDAY

	LOOK & SAY	what	doing	play	sleep	happy
 	READ					
		<p>Mandla is happy. He is very happy. He is not sad. He saw his mom. He saw his dad. He saw his friends. It was a <u>trick</u>. Mandla will sit. He will sit and be happy. Mandla will play. He will play with his friends. He will play with his friends and be happy.</p>				

# FRIDAY

	LOOK & SAY	what	doing	play	sleep	friends
	DRAW & WRITE	<p>1. The <u>train</u> is on the <u>track</u>.                  2. Mandla is happy.</p>				





MONDAY

	LOOK & SAY	what	doing	play	sleep	happy
	SOUND OUT	train	trail	trap	trip	
		truck	trick	track	trek	
		The <u>train</u> is in a <u>trap</u> . The <u>truck</u> is in a <u>trap</u> .				
	READ	What is the <u>train</u> doing? What is the <u>train</u> doing on the <u>track</u> ? Can we play? Can we play with the <u>train</u> ? Can we play with the <u>train</u> on the <u>track</u> ? What is the <u>truck</u> doing? What is the <u>truck</u> doing on the <u>trail</u> ? Can we play? Can we play with the <u>truck</u> ? Can we play with the <u>truck</u> on the <u>trail</u> ?				





TUESDAY

	WRITE	Copy the  and  words from Monday into your exercise books.				
---	-------	--	--	--	--	--



WEDNESDAY

	LOOK & SAY	what	doing	play	sleep	happy
	SOUND OUT	train	trail	trap	trip	
		truck	trick	track	trek	
	★	The <u>train</u> is on the <u>track</u> .				
	READ	Can we play a <u>trick</u> ? Can we play a <u>trick</u> on my friends. We can set a <u>trap</u> . It will be a jail. We can <u>trap</u> my friends in the jail. My friends will sit in the <u>trap</u> . My friends will sleep in the <u>trap</u> . We will <u>trick</u> them to go in the <u>trap</u> !				

## THURSDAY





	LOOK & SAY	what	doing	play	sleep	happy
 	READ					
		<p>Mandla is happy. He is very happy. He is not sad. He saw his mom. He saw his dad. He saw his friends. It was a <u>trick</u>. Mandla will sit. He will sit and be happy. Mandla will play. He will play with his friends. He will play with his friends and be happy.</p>				

## FRIDAY

	LOOK & SAY	what	doing	play	sleep	friends
	DRAW & WRITE	<p>1. The <u>train</u> is on the <u>track</u>.                  2. Mandla is happy.</p>				







## MONDAY

	LOOK & SAY	what	doing	play	sleep	happy
	SOUND OUT	train	trail	trap	trip	
		truck	trick	track	trek	
	★	The <u>train</u> is in a <u>trap</u> . The <u>truck</u> is in a <u>trap</u> .				
	READ	What is the <u>train</u> doing? What is the <u>train</u> doing on the <u>track</u> ? Can we play? Can we play with the <u>train</u> ? Can we play with the <u>train</u> on the <u>track</u> ? What is the <u>truck</u> doing? What is the <u>truck</u> doing on the <u>trail</u> ? Can we play? Can we play with the <u>truck</u> ? Can we play with the <u>truck</u> on the <u>trail</u> ?				





## TUESDAY

	WRITE	Copy the  and  words from Monday into your exercise books.				
---	-------	--	--	--	--	--



## WEDNESDAY

	LOOK & SAY	what	doing	play	sleep	happy
	SOUND OUT	train	trail	trap	trip	
		truck	trick	track	trek	
	★	The <u>train</u> is on the <u>track</u> .				
	READ	Can we play a <u>trick</u> ? Can we play a <u>trick</u> on my friends. We can set a <u>trap</u> . It will be a jail. We can <u>trap</u> my friends in the jail. My friends will sit in the <u>trap</u> . My friends will sleep in the <u>trap</u> . We will <u>trick</u> them to go in the <u>trap</u> !				





## THURSDAY

	LOOK & SAY	what	doing	play	sleep	happy
 	READ					
		<p>Mandla is happy. He is very happy. He is not sad. He saw his mom. He saw his dad. He saw his friends. It was a <u>trick</u>. Mandla will sit. He will sit and be happy. Mandla will play. He will play with his friends. He will play with his friends and be happy.</p>				

## FRIDAY

	LOOK & SAY	what	doing	play	sleep	friends
	DRAW & WRITE	<p>1. The <u>train</u> is on the <u>track</u>.                  2. Mandla is happy.</p>				





## MONDAY

	LOOK & SAY	what	doing	play	sleep	happy
	SOUND OUT	train	trail	trap	trip	
		truck	trick	track	trek	
	★	The <u>train</u> is in a <u>trap</u> . The <u>truck</u> is in a <u>trap</u> .				
	READ	What is the <u>train</u> doing? What is the <u>train</u> doing on the <u>track</u> ? Can we play? Can we play with the <u>train</u> ? Can we play with the <u>train</u> on the <u>track</u> ? What is the <u>truck</u> doing? What is the <u>truck</u> doing on the <u>trail</u> ? Can we play? Can we play with the <u>truck</u> ? Can we play with the <u>truck</u> on the <u>trail</u> ?				





## TUESDAY

	WRITE	Copy the  and  words from Monday into your exercise books.				
---	-------	--	--	--	--	--



## WEDNESDAY

	LOOK & SAY	what	doing	play	sleep	happy
	SOUND OUT	train	trail	trap	trip	
		truck	trick	track	trek	
	★	The <u>train</u> is on the <u>track</u> .				
	READ	Can we play a <u>trick</u> ? Can we play a <u>trick</u> on my friends. We can set a <u>trap</u> . It will be a jail. We can <u>trap</u> my friends in the jail. My friends will sit in the <u>trap</u> . My friends will sleep in the <u>trap</u> . We will <u>trick</u> them to go in the <u>trap</u> !				





# THURSDAY

	LOOK & SAY	what	doing	play	sleep	happy
 	READ	 <p>Mandla is happy. He is very happy. He is not sad. He saw his mom. He saw his dad. He saw his friends. It was a <u>trick</u>. Mandla will sit. He will sit and be happy. Mandla will play. He will play with his friends. He will play with his friends and be happy.</p>				

# FRIDAY

	LOOK & SAY	what	doing	play	sleep	friends
	DRAW & WRITE	<p>1. The <u>train</u> is on the <u>track</u>.</p> <p>2. Mandla is happy.</p>				





## MONDAY

	LOOK & SAY	what	doing	play	sleep	happy
	SOUND OUT	train	trail	trap	trip	
		truck	trick	track	trek	
	★	The <u>train</u> is in a <u>trap</u> . The <u>truck</u> is in a <u>trap</u> .				
	READ	What is the <u>train</u> doing? What is the <u>train</u> doing on the <u>track</u> ? Can we play? Can we play with the <u>train</u> ? Can we play with the <u>train</u> on the <u>track</u> ? What is the <u>truck</u> doing? What is the <u>truck</u> doing on the <u>trail</u> ? Can we play? Can we play with the <u>truck</u> ? Can we play with the <u>truck</u> on the <u>trail</u> ?				

## TUESDAY





	WRITE	Copy the  and  words from Monday into your exercise books.				
---	-------	--	--	--	--	--

## WEDNESDAY



	LOOK & SAY	what	doing	play	sleep	happy
	SOUND OUT	train	trail	trap	trip	
		truck	trick	track	trek	
	★	The <u>train</u> is on the <u>track</u> .				
	READ	Can we play a <u>trick</u> ? Can we play a <u>trick</u> on my friends. We can set a <u>trap</u> . It will be a jail. We can <u>trap</u> my friends in the jail. My friends will sit in the <u>trap</u> . My friends will sleep in the <u>trap</u> . We will <u>trick</u> them to go in the <u>trap</u> !				








# THURSDAY

	LOOK & SAY	what	doing	play	sleep	happy
 	READ	 <p>Mandla is happy. He is very happy. He is not sad. He saw his mom. He saw his dad. He saw his friends. It was a <u>trick</u>. Mandla will sit. He will sit and be happy. Mandla will play. He will play with his friends. He will play with his friends and be happy.</p>				

# FRIDAY

	LOOK & SAY	what	doing	play	sleep	friends
	DRAW & WRITE	<p>1. The <u>train</u> is on the <u>track</u>.</p> <p>2. Mandla is happy.</p>				





MONDAY

	LOOK & SAY	wish	orange	green	help	can't
	SOUND OUT	rust	trust	must	just	
		last	past	fast	vast	
	★	I <u>must</u> <u>trust</u> the <u>past</u> .				
 	READ	Do you <u>trust</u> ? Do you <u>trust</u> the orange cat? I <u>just</u> can't <u>trust</u> the orange cat. The orange cat can run <u>fast</u> . I saw the orange cat run very <u>fast</u> . The cat <u>must</u> not run <u>fast</u> in the rain. I wish the orange cat was a green cat. I can't <u>trust</u> an orange cat. I can <u>trust</u> a green cat.				





TUESDAY

	WRITE	Copy the  and  words from Monday into your exercise books.				
---	-------	--	--	--	--	--



WEDNESDAY

	LOOK & SAY	wish	orange	green	help	can't
	SOUND OUT	rust	trust	must	just	
		last	past	fast	vast	
		I can't <u>trust</u> the <u>last</u> train.				
	READ	I saw the truck. I saw the green truck. The truck has <u>rust</u> . The green truck has <u>rust</u> . The green truck is not <u>fast</u> . I saw the truck. I saw the orange truck. The orange truck is <u>fast</u> . I will <u>trust</u> the orange truck. I will not <u>trust</u> the green truck. The green truck has <u>rust</u> and it is not <u>fast</u> .				





# THURSDAY

	LOOK & SAY	wish	orange	green	help	can't
 	READ	 <p>Chuck was sad. Chuck the truck was sad. I am not fast. I am just a truck. I am not fast and I am just a truck. I wish I was fast. I was I was not just a truck. I wish I was fast and not just a truck. A truck can't help. I wish I was happy.</p>				

# FRIDAY

	LOOK & SAY	wish	orange	green	help	can't
	DRAW & WRITE	<ol style="list-style-type: none"> <li>1. A <u>fast</u> orange truck.</li> <li>2. Chuck the truck is sad.</li> </ol>				





## MONDAY

	LOOK & SAY	wish	orange	green	help	can't
	SOUND OUT	rust	trust	must	just	
		last	past	fast	vast	
	★	I <u>must</u> <u>trust</u> the <u>past</u> .				
	READ	Do you <u>trust</u> ? Do you <u>trust</u> the orange cat? I <u>just</u> can't <u>trust</u> the orange cat. The orange cat can run <u>fast</u> . I saw the orange cat run very <u>fast</u> . The cat <u>must</u> not run <u>fast</u> in the rain. I wish the orange cat was a green cat. I can't <u>trust</u> an orange cat. I can <u>trust</u> a green cat.				




## TUESDAY

	WRITE	Copy the  and  words from Monday into your exercise books.				
---	-------	--	--	--	--	--



## WEDNESDAY

	LOOK & SAY	wish	orange	green	help	can't
	SOUND OUT	rust	trust	must	just	
		last	past	fast	vast	
		I can't <u>trust</u> the <u>last</u> train.				
	READ	I saw the truck. I saw the green truck. The truck has <u>rust</u> . The green truck has <u>rust</u> . The green truck is not <u>fast</u> . I saw the truck. I saw the orange truck. The orange truck is <u>fast</u> . I will <u>trust</u> the orange truck. I will not <u>trust</u> the green truck. The green truck has <u>rust</u> and it is not <u>fast</u> .				

# THURSDAY






	LOOK & SAY	wish	orange	green	help	can't
	READ	 <p>Chuck was sad. Chuck the truck was sad. I am not fast. I am just a truck. I am not fast and I am just a truck. I wish I was fast. I was I was not just a truck. I wish I was fast and not just a truck. A truck can't help. I wish I was happy.</p>				

# FRIDAY

	LOOK & SAY	wish	orange	green	help	can't
	DRAW & WRITE	<ol style="list-style-type: none"> <li>1. A <u>fast</u> orange truck.</li> <li>2. Chuck the truck is sad.</li> </ol>				







## MONDAY

	LOOK & SAY	wish	orange	green	help	can't
	SOUND OUT	rust	trust	must	just	
		last	past	fast	vast	
	★	I <u>must</u> <u>trust</u> the <u>past</u> .				
 	READ	Do you <u>trust</u> ? Do you <u>trust</u> the orange cat? I <u>just</u> can't <u>trust</u> the orange cat. The orange cat can run <u>fast</u> . I saw the orange cat run very <u>fast</u> . The cat <u>must</u> not run <u>fast</u> in the rain. I wish the orange cat was a green cat. I can't <u>trust</u> an orange cat. I can <u>trust</u> a green cat.				





## TUESDAY

	WRITE	Copy the  and  words from Monday into your exercise books.
---	-------	--



## WEDNESDAY

	LOOK & SAY	wish	orange	green	help	can't
	SOUND OUT	rust	trust	must	just	
		last	past	fast	vast	
		I can't <u>trust</u> the <u>last</u> train.				
	READ	I saw the truck. I saw the green truck. The truck has <u>rust</u> . The green truck has <u>rust</u> . The green truck is not <u>fast</u> . I saw the truck. I saw the orange truck. The orange truck is <u>fast</u> . I will <u>trust</u> the orange truck. I will not <u>trust</u> the green truck. The green truck has <u>rust</u> and it is not <u>fast</u> .				






# THURSDAY

	LOOK & SAY	wish	orange	green	help	can't
 	READ	 <p>Chuck was sad. Chuck the truck was sad. I am not fast. I am just a truck. I am not fast and I am just a truck. I wish I was fast. I was I was not just a truck. I wish I was fast and not just a truck. A truck can't help. I wish I was happy.</p>				

# FRIDAY

	LOOK & SAY	wish	orange	green	help	can't
	DRAW & WRITE	<ol style="list-style-type: none"> <li>1. A <u>fast</u> orange truck.</li> <li>2. Chuck the truck is sad.</li> </ol>				





## MONDAY

	LOOK & SAY	wish	orange	green	help	can't
	SOUND OUT	rust	trust	must	just	
		last	past	fast	vast	
		I <u>must</u> <u>trust</u> the <u>past</u> .				
	READ	Do you <u>trust</u> ? Do you <u>trust</u> the orange cat? I <u>just</u> can't <u>trust</u> the orange cat. The orange cat can run <u>fast</u> . I saw the orange cat run very <u>fast</u> . The cat <u>must</u> not run <u>fast</u> in the rain. I wish the orange cat was a green cat. I can't <u>trust</u> an orange cat. I can <u>trust</u> a green cat.				





## TUESDAY

	WRITE	Copy the  and  words from Monday into your exercise books.
---	-------	--



## WEDNESDAY

	LOOK & SAY	wish	orange	green	help	can't
	SOUND OUT	rust	trust	must	just	
		last	past	fast	vast	
		I can't <u>trust</u> the <u>last</u> train.				
	READ	I saw the truck. I saw the green truck. The truck has <u>rust</u> . The green truck has <u>rust</u> . The green truck is not <u>fast</u> . I saw the truck. I saw the orange truck. The orange truck is <u>fast</u> . I will <u>trust</u> the orange truck. I will not <u>trust</u> the green truck. The green truck has <u>rust</u> and it is not <u>fast</u> .				






# THURSDAY

	LOOK & SAY	wish	orange	green	help	can't
 	READ	 <p>Chuck was sad. Chuck the truck was sad. I am not fast. I am just a truck. I am not fast and I am just a truck. I wish I was fast. I was I was not just a truck. I wish I was fast and not just a truck. A truck can't help. I wish I was happy.</p>				

# FRIDAY

	LOOK & SAY	wish	orange	green	help	can't
	DRAW & WRITE	<ol style="list-style-type: none"> <li>1. A <u>fast</u> orange truck.</li> <li>2. Chuck the truck is sad.</li> </ol>				





## MONDAY

	LOOK & SAY	wish	orange	green	help	can't
	SOUND OUT	rust	trust	must	just	
		last	past	fast	vast	
	★	I <u>must</u> <u>trust</u> the <u>past</u> .				
 	READ	Do you <u>trust</u> ? Do you <u>trust</u> the orange cat? I <u>just</u> can't <u>trust</u> the orange cat. The orange cat can run <u>fast</u> . I saw the orange cat run very <u>fast</u> . The cat <u>must</u> not run <u>fast</u> in the rain. I wish the orange cat was a green cat. I can't <u>trust</u> an orange cat. I can <u>trust</u> a green cat.				

## TUESDAY




	WRITE	Copy the  and  words from Monday into your exercise books.
---	-------	--

## WEDNESDAY



	LOOK & SAY	wish	orange	green	help	can't
	SOUND OUT	rust	trust	must	just	
		last	past	fast	vast	
		I can't <u>trust</u> the <u>last</u> train.				
	READ	I saw the truck. I saw the green truck. The truck has <u>rust</u> . The green truck has <u>rust</u> . The green truck is not <u>fast</u> . I saw the truck. I saw the orange truck. The orange truck is <u>fast</u> . I will <u>trust</u> the orange truck. I will not <u>trust</u> the green truck. The green truck has <u>rust</u> and it is not <u>fast</u> .				







# THURSDAY

	LOOK & SAY	wish	orange	green	help	can't
	READ	 <p>Chuck was sad. Chuck the truck was sad. I am not fast. I am just a truck. I am not fast and I am just a truck. I wish I was fast. I was I was not just a truck. I wish I was fast and not just a truck. A truck can't help. I wish I was happy.</p>				

# FRIDAY

	LOOK & SAY	wish	orange	green	help	can't
	DRAW & WRITE	<ol style="list-style-type: none"> <li>1. A <u>fast</u> orange truck.</li> <li>2. Chuck the truck is sad.</li> </ol>				





## MONDAY

	LOOK & SAY	wish	orange	green	help	can't
	SOUND OUT	rust	trust	must	just	
		last	past	fast	vast	
	★	I <u>must</u> <u>trust</u> the <u>past</u> .				
	READ	Do you <u>trust</u> ? Do you <u>trust</u> the orange cat? I <u>just</u> can't <u>trust</u> the orange cat. The orange cat can run <u>fast</u> . I saw the orange cat run very <u>fast</u> . The cat <u>must</u> not run <u>fast</u> in the rain. I wish the orange cat was a green cat. I can't <u>trust</u> an orange cat. I can <u>trust</u> a green cat.				





## TUESDAY

	WRITE	Copy the  and  words from Monday into your exercise books.
---	-------	--



## WEDNESDAY

	LOOK & SAY	wish	orange	green	help	can't
	SOUND OUT	rust	trust	must	just	
		last	past	fast	vast	
		I can't <u>trust</u> the <u>last</u> train.				
	READ	I saw the truck. I saw the green truck. The truck has <u>rust</u> . The green truck has <u>rust</u> . The green truck is not <u>fast</u> . I saw the truck. I saw the orange truck. The orange truck is <u>fast</u> . I will <u>trust</u> the orange truck. I will not <u>trust</u> the green truck. The green truck has <u>rust</u> and it is not <u>fast</u> .				





# THURSDAY

	LOOK & SAY	wish	orange	green	help	can't
 	READ	 <p>Chuck was sad. Chuck the truck was sad. I am not fast. I am just a truck. I am not fast and I am just a truck. I wish I was fast. I was I was not just a truck. I wish I was fast and not just a truck. A truck can't help. I wish I was happy.</p>				

# FRIDAY

	LOOK & SAY	wish	orange	green	help	can't
	DRAW & WRITE	<ol style="list-style-type: none"> <li>1. A <u>fast</u> orange truck.</li> <li>2. Chuck the truck is sad.</li> </ol>				





MONDAY

	LOOK & SAY	wish	orange	green	help	can't
	SOUND OUT	rust	trust	must	just	
		last	past	fast	vast	
	★	I <u>must</u> <u>trust</u> the <u>past</u> .				
	READ	Do you <u>trust</u> ? Do you <u>trust</u> the orange cat? I <u>just</u> can't <u>trust</u> the orange cat. The orange cat can run <u>fast</u> . I saw the orange cat run very <u>fast</u> . The cat <u>must</u> not run <u>fast</u> in the rain. I wish the orange cat was a green cat. I can't <u>trust</u> an orange cat. I can <u>trust</u> a green cat.				





TUESDAY

	WRITE	Copy the  and  words from Monday into your exercise books.
---	-------	--



WEDNESDAY

	LOOK & SAY	wish	orange	green	help	can't
	SOUND OUT	rust	trust	must	just	
		last	past	fast	vast	
		I can't <u>trust</u> the <u>last</u> train.				
	READ	I saw the truck. I saw the green truck. The truck has <u>rust</u> . The green truck has <u>rust</u> . The green truck is not <u>fast</u> . I saw the truck. I saw the orange truck. The orange truck is <u>fast</u> . I will <u>trust</u> the orange truck. I will not <u>trust</u> the green truck. The green truck has <u>rust</u> and it is not <u>fast</u> .				

# THURSDAY





	LOOK & SAY	wish	orange	green	help	can't
 	READ	 <p>Chuck was sad. Chuck the truck was sad. I am not fast. I am just a truck. I am not fast and I am just a truck. I wish I was fast. I was I was not just a truck. I wish I was fast and not just a truck. A truck can't help. I wish I was happy.</p>				

# FRIDAY

	LOOK & SAY	wish	orange	green	help	can't
	DRAW & WRITE	<ol style="list-style-type: none"> <li>1. A <u>fast</u> orange truck.</li> <li>2. Chuck the truck is sad.</li> </ol>				







## MONDAY

	LOOK & SAY	wish	orange	green	help	can't
	SOUND OUT	rust	trust	must	just	
		last	past	fast	vast	
	★	I <u>must</u> <u>trust</u> the <u>past</u> .				
	READ	Do you <u>trust</u> ? Do you <u>trust</u> the orange cat? I <u>just</u> can't <u>trust</u> the orange cat. The orange cat can run <u>fast</u> . I saw the orange cat run very <u>fast</u> . The cat <u>must</u> not run <u>fast</u> in the rain. I wish the orange cat was a green cat. I can't <u>trust</u> an orange cat. I can <u>trust</u> a green cat.				





## TUESDAY

	WRITE	Copy the  and  words from Monday into your exercise books.				
---	-------	--	--	--	--	--



## WEDNESDAY

	LOOK & SAY	wish	orange	green	help	can't
	SOUND OUT	rust	trust	must	just	
		last	past	fast	vast	
		I can't <u>trust</u> the <u>last</u> train.				
	READ	I saw the truck. I saw the green truck. The truck has <u>rust</u> . The green truck has <u>rust</u> . The green truck is not <u>fast</u> . I saw the truck. I saw the orange truck. The orange truck is <u>fast</u> . I will <u>trust</u> the orange truck. I will not <u>trust</u> the green truck. The green truck has <u>rust</u> and it is not <u>fast</u> .				







# THURSDAY

	LOOK & SAY	wish	orange	green	help	can't
 	READ	 <p>Chuck was sad. Chuck the truck was sad. I am not fast. I am just a truck. I am not fast and I am just a truck. I wish I was fast. I was I was not just a truck. I wish I was fast and not just a truck. A truck can't help. I wish I was happy.</p>				

# FRIDAY

	LOOK & SAY	wish	orange	green	help	can't
	DRAW & WRITE	<p>1. A <u>fast</u> orange truck.                  2. Chuck the truck is sad.</p>				





## MONDAY

	LOOK & SAY	wish	orange	green	help	can't
	SOUND OUT	rust	trust	must	just	
		last	past	fast	vast	
		I <u>must</u> <u>trust</u> the <u>past</u> .				
 	READ	Do you <u>trust</u> ? Do you <u>trust</u> the orange cat? I <u>just</u> can't <u>trust</u> the orange cat. The orange cat can run <u>fast</u> . I saw the orange cat run very <u>fast</u> . The cat <u>must</u> not run <u>fast</u> in the rain. I wish the orange cat was a green cat. I can't <u>trust</u> an orange cat. I can <u>trust</u> a green cat.				





## TUESDAY

	WRITE	Copy the  and  words from Monday into your exercise books.
---	-------	--



## WEDNESDAY

	LOOK & SAY	wish	orange	green	help	can't
	SOUND OUT	rust	trust	must	just	
		last	past	fast	vast	
		I can't <u>trust</u> the <u>last</u> train.				
	READ	I saw the truck. I saw the green truck. The truck has <u>rust</u> . The green truck has <u>rust</u> . The green truck is not <u>fast</u> . I saw the truck. I saw the orange truck. The orange truck is <u>fast</u> . I will <u>trust</u> the orange truck. I will not <u>trust</u> the green truck. The green truck has <u>rust</u> and it is not <u>fast</u> .				





# THURSDAY

	LOOK & SAY	wish	orange	green	help	can't
 	READ	 <p>Chuck was sad. Chuck the truck was sad. I am not fast. I am just a truck. I am not fast and I am just a truck. I wish I was fast. I was I was not just a truck. I wish I was fast and not just a truck. A truck can't help. I wish I was happy.</p>				

# FRIDAY

	LOOK & SAY	wish	orange	green	help	can't
	DRAW & WRITE	<ol style="list-style-type: none"> <li>1. A <u>fast</u> orange truck.</li> <li>2. Chuck the truck is sad.</li> </ol>				





MONDAY

	LOOK & SAY	wish	orange	green	help	can't
	SOUND OUT	rust	trust	must	just	
		last	past	fast	vast	
	★	I <u>must</u> <u>trust</u> the <u>past</u> .				
	READ	Do you <u>trust</u> ? Do you <u>trust</u> the orange cat? I <u>just</u> can't <u>trust</u> the orange cat. The orange cat can run <u>fast</u> . I saw the orange cat run very <u>fast</u> . The cat <u>must</u> not run <u>fast</u> in the rain. I wish the orange cat was a green cat. I can't <u>trust</u> an orange cat. I can <u>trust</u> a green cat.				

TUESDAY





	WRITE	Copy the  and  words from Monday into your exercise books.
---	-------	--

WEDNESDAY



	LOOK & SAY	wish	orange	green	help	can't
	SOUND OUT	rust	trust	must	just	
		last	past	fast	vast	
		I can't <u>trust</u> the <u>last</u> train.				
	READ	I saw the truck. I saw the green truck. The truck has <u>rust</u> . The green truck has <u>rust</u> . The green truck is not <u>fast</u> . I saw the truck. I saw the orange truck. The orange truck is <u>fast</u> . I will <u>trust</u> the orange truck. I will not <u>trust</u> the green truck. The green truck has <u>rust</u> and it is not <u>fast</u> .				








# THURSDAY

	LOOK & SAY	wish	orange	green	help	can't
 	READ	 <p>Chuck was sad. Chuck the truck was sad. I am not fast. I am just a truck. I am not fast and I am just a truck. I wish I was fast. I was I was not just a truck. I wish I was fast and not just a truck. A truck can't help. I wish I was happy.</p>				

# FRIDAY

	LOOK & SAY	wish	orange	green	help	can't
	DRAW & WRITE	<ol style="list-style-type: none"> <li>1. A <u>fast</u> orange truck.</li> <li>2. Chuck the truck is sad.</li> </ol>				





## MONDAY

	LOOK & SAY	wish	orange	green	help	can't
	SOUND OUT	rust	trust	must	just	
		last	past	fast	vast	
		I <u>must</u> <u>trust</u> the <u>past</u> .				
	READ	Do you <u>trust</u> ? Do you <u>trust</u> the orange cat? I <u>just</u> can't <u>trust</u> the orange cat. The orange cat can run <u>fast</u> . I saw the orange cat run very <u>fast</u> . The cat <u>must</u> not run <u>fast</u> in the rain. I wish the orange cat was a green cat. I can't <u>trust</u> an orange cat. I can <u>trust</u> a green cat.				





## TUESDAY

	WRITE	Copy the  and  words from Monday into your exercise books.
---	-------	--



## WEDNESDAY

	LOOK & SAY	wish	orange	green	help	can't
	SOUND OUT	rust	trust	must	just	
		last	past	fast	vast	
		I can't <u>trust</u> the <u>last</u> train.				
	READ	I saw the truck. I saw the green truck. The truck has <u>rust</u> . The green truck has <u>rust</u> . The green truck is not <u>fast</u> . I saw the truck. I saw the orange truck. The orange truck is <u>fast</u> . I will <u>trust</u> the orange truck. I will not <u>trust</u> the green truck. The green truck has <u>rust</u> and it is not <u>fast</u> .				





# THURSDAY

	LOOK & SAY	wish	orange	green	help	can't
 	READ	 <p>Chuck was sad. Chuck the truck was sad. I am not fast. I am just a truck. I am not fast and I am just a truck. I wish I was fast. I was I was not just a truck. I wish I was fast and not just a truck. A truck can't help. I wish I was happy.</p>				

# FRIDAY

	LOOK & SAY	wish	orange	green	help	can't
	DRAW & WRITE	<ol style="list-style-type: none"> <li>1. A <u>fast</u> orange truck.</li> <li>2. Chuck the truck is sad.</li> </ol>				





## MONDAY

	LOOK & SAY	wish	orange	green	help	can't
	SOUND OUT	rust	trust	must	just	
		last	past	fast	vast	
	★	I <u>must</u> <u>trust</u> the <u>past</u> .				
	READ	Do you <u>trust</u> ? Do you <u>trust</u> the orange cat? I <u>just</u> can't <u>trust</u> the orange cat. The orange cat can run <u>fast</u> . I saw the orange cat run very <u>fast</u> . The cat <u>must</u> not run <u>fast</u> in the rain. I wish the orange cat was a green cat. I can't <u>trust</u> an orange cat. I can <u>trust</u> a green cat.				





## TUESDAY

	WRITE	Copy the  and  words from Monday into your exercise books.				
---	-------	--	--	--	--	--



## WEDNESDAY

	LOOK & SAY	wish	orange	green	help	can't
	SOUND OUT	rust	trust	must	just	
		last	past	fast	vast	
		I can't <u>trust</u> the <u>last</u> train.				
	READ	I saw the truck. I saw the green truck. The truck has <u>rust</u> . The green truck has <u>rust</u> . The green truck is not <u>fast</u> . I saw the truck. I saw the orange truck. The orange truck is <u>fast</u> . I will <u>trust</u> the orange truck. I will not <u>trust</u> the green truck. The green truck has <u>rust</u> and it is not <u>fast</u> .				





# THURSDAY

	LOOK & SAY	wish	orange	green	help	can't
 	READ	 <p>Chuck was sad. Chuck the truck was sad. I am not fast. I am just a truck. I am not fast and I am just a truck. I wish I was fast. I was I was not just a truck. I wish I was fast and not just a truck. A truck can't help. I wish I was happy.</p>				

# FRIDAY

	LOOK & SAY	wish	orange	green	help	can't
	DRAW & WRITE	<ol style="list-style-type: none"> <li>1. A <u>fast</u> orange truck.</li> <li>2. Chuck the truck is sad.</li> </ol>				





## MONDAY

	LOOK & SAY	wish	orange	green	help	can't
	SOUND OUT	rust	trust	must	just	
		last	past	fast	vast	
	★	I <u>must</u> <u>trust</u> the <u>past</u> .				
	READ	Do you <u>trust</u> ? Do you <u>trust</u> the orange cat? I <u>just</u> can't <u>trust</u> the orange cat. The orange cat can run <u>fast</u> . I saw the orange cat run very <u>fast</u> . The cat <u>must</u> not run <u>fast</u> in the rain. I wish the orange cat was a green cat. I can't <u>trust</u> an orange cat. I can <u>trust</u> a green cat.				

## TUESDAY





	WRITE	Copy the  and  words from Monday into your exercise books.				
---	-------	--	--	--	--	--

## WEDNESDAY



	LOOK & SAY	wish	orange	green	help	can't
	SOUND OUT	rust	trust	must	just	
		last	past	fast	vast	
		I can't <u>trust</u> the <u>last</u> train.				
	READ	I saw the truck. I saw the green truck. The truck has <u>rust</u> . The green truck has <u>rust</u> . The green truck is not <u>fast</u> . I saw the truck. I saw the orange truck. The orange truck is <u>fast</u> . I will <u>trust</u> the orange truck. I will not <u>trust</u> the green truck. The green truck has <u>rust</u> and it is not <u>fast</u> .				









# THURSDAY

	LOOK & SAY	wish	orange	green	help	can't
 	READ	 <p>Chuck was sad. Chuck the truck was sad. I am not fast. I am just a truck. I am not fast and I am just a truck. I wish I was fast. I was I was not just a truck. I wish I was fast and not just a truck. A truck can't help. I wish I was happy.</p>				

# FRIDAY

	LOOK & SAY	wish	orange	green	help	can't
	DRAW & WRITE	<ol style="list-style-type: none"> <li>1. A <u>fast</u> orange truck.</li> <li>2. Chuck the truck is sad.</li> </ol>				





## MONDAY

	LOOK & SAY	wish	orange	green	help	can't
	SOUND OUT	rust	trust	must	just	
		last	past	fast	vast	
		I <u>must</u> <u>trust</u> the <u>past</u> .				
 	READ	Do you <u>trust</u> ? Do you <u>trust</u> the orange cat? I <u>just</u> can't <u>trust</u> the orange cat. The orange cat can run <u>fast</u> . I saw the orange cat run very <u>fast</u> . The cat <u>must</u> not run <u>fast</u> in the rain. I wish the orange cat was a green cat. I can't <u>trust</u> an orange cat. I can <u>trust</u> a green cat.				





## TUESDAY

	WRITE	Copy the  and  words from Monday into your exercise books.
---	-------	--



## WEDNESDAY

	LOOK & SAY	wish	orange	green	help	can't
	SOUND OUT	rust	trust	must	just	
		last	past	fast	vast	
		I can't <u>trust</u> the <u>last</u> train.				
	READ	I saw the truck. I saw the green truck. The truck has <u>rust</u> . The green truck has <u>rust</u> . The green truck is not <u>fast</u> . I saw the truck. I saw the orange truck. The orange truck is <u>fast</u> . I will <u>trust</u> the orange truck. I will not <u>trust</u> the green truck. The green truck has <u>rust</u> and it is not <u>fast</u> .				





# THURSDAY

	LOOK & SAY	wish	orange	green	help	can't
 	READ	 <p>Chuck was sad. Chuck the truck was sad. I am not fast. I am just a truck. I am not fast and I am just a truck. I wish I was fast. I was I was not just a truck. I wish I was fast and not just a truck. A truck can't help. I wish I was happy.</p>				

# FRIDAY

	LOOK & SAY	wish	orange	green	help	can't
	DRAW & WRITE	<ol style="list-style-type: none"> <li>1. A <u>fast</u> orange truck.</li> <li>2. Chuck the truck is sad.</li> </ol>				





## MONDAY

	LOOK & SAY	wish	orange	green	help	can't
	SOUND OUT	rust	trust	must	just	
		last	past	fast	vast	
	★	I <u>must</u> <u>trust</u> the <u>past</u> .				
	READ	Do you <u>trust</u> ? Do you <u>trust</u> the orange cat? I <u>just</u> can't <u>trust</u> the orange cat. The orange cat can run <u>fast</u> . I saw the orange cat run very <u>fast</u> . The cat <u>must</u> not run <u>fast</u> in the rain. I wish the orange cat was a green cat. I can't <u>trust</u> an orange cat. I can <u>trust</u> a green cat.				




## TUESDAY

	WRITE	Copy the  and  words from Monday into your exercise books.				
---	-------	--	--	--	--	--



## WEDNESDAY

	LOOK & SAY	wish	orange	green	help	can't
	SOUND OUT	rust	trust	must	just	
		last	past	fast	vast	
		I can't <u>trust</u> the <u>last</u> train.				
	READ	I saw the truck. I saw the green truck. The truck has <u>rust</u> . The green truck has <u>rust</u> . The green truck is not <u>fast</u> . I saw the truck. I saw the orange truck. The orange truck is <u>fast</u> . I will <u>trust</u> the orange truck. I will not <u>trust</u> the green truck. The green truck has <u>rust</u> and it is not <u>fast</u> .				





# THURSDAY

	LOOK & SAY	wish	orange	green	help	can't
	READ	 <p>Chuck was sad. Chuck the truck was sad. I am not fast. I am just a truck. I am not fast and I am just a truck. I wish I was fast. I was I was not just a truck. I wish I was fast and not just a truck. A truck can't help. I wish I was happy.</p>				

# FRIDAY

	LOOK & SAY	wish	orange	green	help	can't
	DRAW & WRITE	<ol style="list-style-type: none"> <li>1. A <u>fast</u> orange truck.</li> <li>2. Chuck the truck is sad.</li> </ol>				





MONDAY

	LOOK & SAY	wish	orange	green	help	can't
	SOUND OUT	rust	trust	must	just	
		last	past	fast	vast	
	★	I <u>must</u> <u>trust</u> the <u>past</u> .				
	READ	Do you <u>trust</u> ? Do you <u>trust</u> the orange cat? I <u>just</u> can't <u>trust</u> the orange cat. The orange cat can run <u>fast</u> . I saw the orange cat run very <u>fast</u> . The cat <u>must</u> not run <u>fast</u> in the rain. I wish the orange cat was a green cat. I can't <u>trust</u> an orange cat. I can <u>trust</u> a green cat.				

TUESDAY





	WRITE	Copy the  and  words from Monday into your exercise books.
---	-------	--

WEDNESDAY



	LOOK & SAY	wish	orange	green	help	can't
	SOUND OUT	rust	trust	must	just	
		last	past	fast	vast	
		I can't <u>trust</u> the <u>last</u> train.				
	READ	I saw the truck. I saw the green truck. The truck has <u>rust</u> . The green truck has <u>rust</u> . The green truck is not <u>fast</u> . I saw the truck. I saw the orange truck. The orange truck is <u>fast</u> . I will <u>trust</u> the orange truck. I will not <u>trust</u> the green truck. The green truck has <u>rust</u> and it is not <u>fast</u> .				








# THURSDAY

	LOOK & SAY	wish	orange	green	help	can't
 	READ	 <p>Chuck was sad. Chuck the truck was sad. I am not fast. I am just a truck. I am not fast and I am just a truck. I wish I was fast. I was I was not just a truck. I wish I was fast and not just a truck. A truck can't help. I wish I was happy.</p>				

# FRIDAY

	LOOK & SAY	wish	orange	green	help	can't
	DRAW & WRITE	<p>1. A <u>fast</u> orange truck.                  2. Chuck the truck is sad.</p>				





## MONDAY

	LOOK & SAY	wish	orange	green	help	can't
	SOUND OUT	rust	trust	must	just	
		last	past	fast	vast	
		I <u>must</u> <u>trust</u> the <u>past</u> .				
	READ	Do you <u>trust</u> ? Do you <u>trust</u> the orange cat? I <u>just</u> can't <u>trust</u> the orange cat. The orange cat can run <u>fast</u> . I saw the orange cat run very <u>fast</u> . The cat <u>must</u> not run <u>fast</u> in the rain. I wish the orange cat was a green cat. I can't <u>trust</u> an orange cat. I can <u>trust</u> a green cat.				




## TUESDAY

	WRITE	Copy the  and  words from Monday into your exercise books.
---	-------	--



## WEDNESDAY

	LOOK & SAY	wish	orange	green	help	can't
	SOUND OUT	rust	trust	must	just	
		last	past	fast	vast	
		I can't <u>trust</u> the <u>last</u> train.				
	READ	I saw the truck. I saw the green truck. The truck has <u>rust</u> . The green truck has <u>rust</u> . The green truck is not <u>fast</u> . I saw the truck. I saw the orange truck. The orange truck is <u>fast</u> . I will <u>trust</u> the orange truck. I will not <u>trust</u> the green truck. The green truck has <u>rust</u> and it is not <u>fast</u> .				





# THURSDAY

	LOOK & SAY	wish	orange	green	help	can't
	READ	 <p>Chuck was sad. Chuck the truck was sad. I am not fast. I am just a truck. I am not fast and I am just a truck. I wish I was fast. I was I was not just a truck. I wish I was fast and not just a truck. A truck can't help. I wish I was happy.</p>				

# FRIDAY

	LOOK & SAY	wish	orange	green	help	can't
	DRAW & WRITE	<ol style="list-style-type: none"> <li>1. A <u>fast</u> orange truck.</li> <li>2. Chuck the truck is sad.</li> </ol>				





## MONDAY

	LOOK & SAY	wish	orange	green	help	can't
	SOUND OUT	rust	trust	must	just	
		last	past	fast	vast	
	★	I <u>must</u> <u>trust</u> the <u>past</u> .				
	READ	Do you <u>trust</u> ? Do you <u>trust</u> the orange cat? I <u>just</u> can't <u>trust</u> the orange cat. The orange cat can run <u>fast</u> . I saw the orange cat run very <u>fast</u> . The cat <u>must</u> not run <u>fast</u> in the rain. I wish the orange cat was a green cat. I can't <u>trust</u> an orange cat. I can <u>trust</u> a green cat.				





## TUESDAY

	WRITE	Copy the  and  words from Monday into your exercise books.				
---	-------	--	--	--	--	--



## WEDNESDAY

	LOOK & SAY	wish	orange	green	help	can't
	SOUND OUT	rust	trust	must	just	
		last	past	fast	vast	
		I can't <u>trust</u> the <u>last</u> train.				
	READ	I saw the truck. I saw the green truck. The truck has <u>rust</u> . The green truck has <u>rust</u> . The green truck is not <u>fast</u> . I saw the truck. I saw the orange truck. The orange truck is <u>fast</u> . I will <u>trust</u> the orange truck. I will not <u>trust</u> the green truck. The green truck has <u>rust</u> and it is not <u>fast</u> .				






# THURSDAY

	LOOK & SAY	wish	orange	green	help	can't
 	READ	 <p>Chuck was sad. Chuck the truck was sad. I am not fast. I am just a truck. I am not fast and I am just a truck. I wish I was fast. I was I was not just a truck. I wish I was fast and not just a truck. A truck can't help. I wish I was happy.</p>				

# FRIDAY

	LOOK & SAY	wish	orange	green	help	can't
	DRAW & WRITE	<ol style="list-style-type: none"> <li>1. A <u>fast</u> orange truck.</li> <li>2. Chuck the truck is sad.</li> </ol>				





## MONDAY

	LOOK & SAY	wish	orange	green	help	can't
	SOUND OUT	rust	trust	must	just	
		last	past	fast	vast	
	★	I <u>must</u> <u>trust</u> the <u>past</u> .				
 	READ	Do you <u>trust</u> ? Do you <u>trust</u> the orange cat? I <u>just</u> can't <u>trust</u> the orange cat. The orange cat can run <u>fast</u> . I saw the orange cat run very <u>fast</u> . The cat <u>must</u> not run <u>fast</u> in the rain. I wish the orange cat was a green cat. I can't <u>trust</u> an orange cat. I can <u>trust</u> a green cat.				

## TUESDAY





	WRITE	Copy the  and  words from Monday into your exercise books.
---	-------	--

## WEDNESDAY



	LOOK & SAY	wish	orange	green	help	can't
	SOUND OUT	rust	trust	must	just	
		last	past	fast	vast	
		I can't <u>trust</u> the <u>last</u> train.				
	READ	I saw the truck. I saw the green truck. The truck has <u>rust</u> . The green truck has <u>rust</u> . The green truck is not <u>fast</u> . I saw the truck. I saw the orange truck. The orange truck is <u>fast</u> . I will <u>trust</u> the orange truck. I will not <u>trust</u> the green truck. The green truck has <u>rust</u> and it is not <u>fast</u> .				








# THURSDAY

	LOOK & SAY	wish	orange	green	help	can't
 	READ	 <p>Chuck was sad. Chuck the truck was sad. I am not fast. I am just a truck. I am not fast and I am just a truck. I wish I was fast. I was I was not just a truck. I wish I was fast and not just a truck. A truck can't help. I wish I was happy.</p>				

# FRIDAY

	LOOK & SAY	wish	orange	green	help	can't
	DRAW & WRITE	<ol style="list-style-type: none"> <li>1. A <u>fast</u> orange truck.</li> <li>2. Chuck the truck is sad.</li> </ol>				





MONDAY

	LOOK & SAY	wish	orange	green	help	can't
	SOUND OUT	rust	trust	must	just	
		last	past	fast	vast	
		I <u>must</u> <u>trust</u> the <u>past</u> .				
	READ	Do you <u>trust</u> ? Do you <u>trust</u> the orange cat? I <u>just</u> can't <u>trust</u> the orange cat. The orange cat can run <u>fast</u> . I saw the orange cat run very <u>fast</u> . The cat <u>must</u> not run <u>fast</u> in the rain. I wish the orange cat was a green cat. I can't <u>trust</u> an orange cat. I can <u>trust</u> a green cat.				




TUESDAY

	WRITE	Copy the  and  words from Monday into your exercise books.				
---	-------	--	--	--	--	--



WEDNESDAY

	LOOK & SAY	wish	orange	green	help	can't
	SOUND OUT	rust	trust	must	just	
		last	past	fast	vast	
		I can't <u>trust</u> the <u>last</u> train.				
	READ	I saw the truck. I saw the green truck. The truck has <u>rust</u> . The green truck has <u>rust</u> . The green truck is not <u>fast</u> . I saw the truck. I saw the orange truck. The orange truck is <u>fast</u> . I will <u>trust</u> the orange truck. I will not <u>trust</u> the green truck. The green truck has <u>rust</u> and it is not <u>fast</u> .				




# THURSDAY

	LOOK & SAY	wish	orange	green	help	can't
	READ	 <p>Chuck was sad. Chuck the truck was sad. I am not fast. I am just a truck. I am not fast and I am just a truck. I wish I was fast. I was I was not just a truck. I wish I was fast and not just a truck. A truck can't help. I wish I was happy.</p>				

# FRIDAY

	LOOK & SAY	wish	orange	green	help	can't
	DRAW & WRITE	<ol style="list-style-type: none"> <li>1. A <u>fast</u> orange truck.</li> <li>2. Chuck the truck is sad.</li> </ol>				




MONDAY

	LOOK & SAY	brave	yellow	behind	front	top
	SOUND OUT	coat	goat	goal	coal	
		road	toad	toast	roast	
	READ	Will the <u>goat</u> with the yellow <u>coat</u> get help on his trip? The <u>goat</u> will get help on the truck. The brave <u>toad</u> will help the <u>goat</u> . The brave <u>toad</u> will help the <u>goat</u> on the train. What will the <u>toad</u> do? What will the <u>toad</u> do to help the <u>goat</u> ? The <u>toad</u> will be brave.				





TUESDAY

	WRITE	Copy the  and  words from Monday into your exercise books.				
---	-------	--	--	--	--	--



WEDNESDAY

	LOOK & SAY	brave	yellow	behind	front	top
	SOUND OUT	coat	goat	goal	coal	
		road	toad	toast	roast	
	READ	I am brave. The <u>toad</u> is brave. We can go with the <u>toad</u> on the <u>boat</u> . The <u>boat</u> is on the <u>road</u> . A <u>boat</u> can't go on the <u>road</u> ! The <u>goat</u> is in the <u>road</u> . We will sit with the <u>goat</u> on the <u>road</u> . I will sit behind the <u>goat</u> . The <u>toad</u> will sit in the <u>boat</u> .				




# THURSDAY

	LOOK & SAY	brave	yellow	behind	front	top
 	READ					
		<p>Chuck just sat and felt sad. What is he doing in the river? Chuck can't help. Chuck can't swim. Chuck is brave. Chuck will help him. He is happy. You are very brave. He hugs Chuck. Chuck is happy. Chuck is not sad. Chuck the yellow truck is brave!</p>				

# FRIDAY

	LOOK & SAY	brave	yellow	behind	front	top
	DRAW & WRITE	<p>1. The <u>goat</u> in the <u>road</u>.                  2. Chuck the truck is brave.</p>				




MONDAY

	LOOK & SAY	brave	yellow	behind	front	top
	SOUND OUT	coat	goat	goal	coal	
		road	toad	toast	roast	
	READ	Will the <u>goat</u> with the yellow <u>coat</u> get help on his trip? The <u>goat</u> will get help on the truck. The brave <u>toad</u> will help the <u>goat</u> . The brave <u>toad</u> will help the <u>goat</u> on the train. What will the <u>toad</u> do? What will the <u>toad</u> do to help the <u>goat</u> ? The <u>toad</u> will be brave.				

TUESDAY





	WRITE	Copy the  and  words from Monday into your exercise books.				
---	-------	--	--	--	--	--

WEDNESDAY



	LOOK & SAY	brave	yellow	behind	front	top
	SOUND OUT	coat	goat	goal	coal	
		road	toad	toast	roast	
	READ	I am brave. The <u>toad</u> is brave. We can go with the <u>toad</u> on the <u>boat</u> . The <u>boat</u> is on the <u>road</u> . A <u>boat</u> can't go on the <u>road</u> ! The <u>goat</u> is in the <u>road</u> . We will sit with the <u>goat</u> on the <u>road</u> . I will sit behind the <u>goat</u> . The <u>toad</u> will sit in the <u>boat</u> .				






# THURSDAY

	LOOK & SAY	brave	yellow	behind	front	top
 	READ					
		<p>Chuck just sat and felt sad. What is he doing in the river? Chuck can't help. Chuck can't swim. Chuck is brave. Chuck will help him. He is happy. You are very brave. He hugs Chuck. Chuck is happy. Chuck is not sad. Chuck the yellow truck is brave!</p>				

# FRIDAY

	LOOK & SAY	brave	yellow	behind	front	top
	DRAW & WRITE	<p>1. The <u>goat</u> in the <u>road</u>.                  2. Chuck the truck is brave.</p>				




MONDAY

	LOOK & SAY	brave	yellow	behind	front	top
	SOUND OUT	coat	goat	goal	coal	
		road	toad	toast	roast	
	READ	Will the <u>goat</u> with the yellow <u>coat</u> get help on his trip? The <u>goat</u> will get help on the truck. The brave <u>toad</u> will help the <u>goat</u> . The brave <u>toad</u> will help the <u>goat</u> on the train. What will the <u>toad</u> do? What will the <u>toad</u> do to help the <u>goat</u> ? The <u>toad</u> will be brave.				





TUESDAY

	WRITE	Copy the  and  words from Monday into your exercise books.				
---	-------	--	--	--	--	--



WEDNESDAY

	LOOK & SAY	brave	yellow	behind	front	top
	SOUND OUT	coat	goat	goal	coal	
		road	toad	toast	roast	
	READ	I am brave. The <u>toad</u> is brave. We can go with the <u>toad</u> on the <u>boat</u> . The <u>boat</u> is on the <u>road</u> . A <u>boat</u> can't go on the <u>road</u> ! The <u>goat</u> is in the <u>road</u> . We will sit with the <u>goat</u> on the <u>road</u> . I will sit behind the <u>goat</u> . The <u>toad</u> will sit in the <u>boat</u> .				




# THURSDAY

	LOOK & SAY	brave	yellow	behind	front	top
 	READ					
		<p>Chuck just sat and felt sad. What is he doing in the river? Chuck can't help. Chuck can't swim. Chuck is brave. Chuck will help him. He is happy. You are very brave. He hugs Chuck. Chuck is happy. Chuck is not sad. Chuck the yellow truck is brave!</p>				

# FRIDAY

	LOOK & SAY	brave	yellow	behind	front	top
	DRAW & WRITE	<p>1. The <u>goat</u> in the <u>road</u>.                  2. Chuck the truck is brave.</p>				




MONDAY

	LOOK & SAY	brave	yellow	behind	front	top
	SOUND OUT	coat	goat	goal	coal	
		road	toad	toast	roast	
	READ	Will the <u>goat</u> with the yellow <u>coat</u> get help on his trip? The <u>goat</u> will get help on the truck. The brave <u>toad</u> will help the <u>goat</u> . The brave <u>toad</u> will help the <u>goat</u> on the train. What will the <u>toad</u> do? What will the <u>toad</u> do to help the <u>goat</u> ? The <u>toad</u> will be brave.				





TUESDAY

	WRITE	Copy the  and  words from Monday into your exercise books.				
---	-------	--	--	--	--	--



WEDNESDAY

	LOOK & SAY	brave	yellow	behind	front	top
	SOUND OUT	coat	goat	goal	coal	
		road	toad	toast	roast	
	READ	I am brave. The <u>toad</u> is brave. We can go with the <u>toad</u> on the <u>boat</u> . The <u>boat</u> is on the <u>road</u> . A <u>boat</u> can't go on the <u>road</u> ! The <u>goat</u> is in the <u>road</u> . We will sit with the <u>goat</u> on the <u>road</u> . I will sit behind the <u>goat</u> . The <u>toad</u> will sit in the <u>boat</u> .				




# THURSDAY

	LOOK & SAY	brave	yellow	behind	front	top
 	READ					
		<p>Chuck just sat and felt sad. What is he doing in the river? Chuck can't help. Chuck can't swim. Chuck is brave. Chuck will help him. He is happy. You are very brave. He hugs Chuck. Chuck is happy. Chuck is not sad. Chuck the yellow truck is brave!</p>				

# FRIDAY

	LOOK & SAY	brave	yellow	behind	front	top
	DRAW & WRITE	<p>1. The <u>goat</u> in the <u>road</u>.                  2. Chuck the truck is brave.</p>				




MONDAY

	LOOK & SAY	brave	yellow	behind	front	top
	SOUND OUT	coat	goat	goal	coal	
		road	toad	toast	roast	
	READ	Will the <u>goat</u> with the yellow <u>coat</u> get help on his trip? The <u>goat</u> will get help on the truck. The brave <u>toad</u> will help the <u>goat</u> . The brave <u>toad</u> will help the <u>goat</u> on the train. What will the <u>toad</u> do? What will the <u>toad</u> do to help the <u>goat</u> ? The <u>toad</u> will be brave.				

TUESDAY





	WRITE	Copy the  and  words from Monday into your exercise books.				
---	-------	--	--	--	--	--

WEDNESDAY



	LOOK & SAY	brave	yellow	behind	front	top
	SOUND OUT	coat	goat	goal	coal	
		road	toad	toast	roast	
	READ	I am brave. The <u>toad</u> is brave. We can go with the <u>toad</u> on the <u>boat</u> . The <u>boat</u> is on the <u>road</u> . A <u>boat</u> can't go on the <u>road</u> ! The <u>goat</u> is in the <u>road</u> . We will sit with the <u>goat</u> on the <u>road</u> . I will sit behind the <u>goat</u> . The <u>toad</u> will sit in the <u>boat</u> .				






# THURSDAY

	LOOK & SAY	brave	yellow	behind	front	top
 	READ					
		<p>Chuck just sat and felt sad. What is he doing in the river? Chuck can't help. Chuck can't swim. Chuck is brave. Chuck will help him. He is happy. You are very brave. He hugs Chuck. Chuck is happy. Chuck is not sad. Chuck the yellow truck is brave!</p>				

# FRIDAY

	LOOK & SAY	brave	yellow	behind	front	top
	DRAW & WRITE	<p>1. The <u>goat</u> in the <u>road</u>.                  2. Chuck the truck is brave.</p>				




MONDAY

	LOOK & SAY	brave	yellow	behind	front	top
	SOUND OUT	coat	goat	goal	coal	
		road	toad	toast	roast	
	READ	Will the <u>goat</u> with the yellow <u>coat</u> get help on his trip? The <u>goat</u> will get help on the truck. The brave <u>toad</u> will help the <u>goat</u> . The brave <u>toad</u> will help the <u>goat</u> on the train. What will the <u>toad</u> do? What will the <u>toad</u> do to help the <u>goat</u> ? The <u>toad</u> will be brave.				





TUESDAY

	WRITE	Copy the  and  words from Monday into your exercise books.				
---	-------	--	--	--	--	--



WEDNESDAY

	LOOK & SAY	brave	yellow	behind	front	top
	SOUND OUT	coat	goat	goal	coal	
		road	toad	toast	roast	
	READ	I am brave. The <u>toad</u> is brave. We can go with the <u>toad</u> on the <u>boat</u> . The <u>boat</u> is on the <u>road</u> . A <u>boat</u> can't go on the <u>road</u> ! The <u>goat</u> is in the <u>road</u> . We will sit with the <u>goat</u> on the <u>road</u> . I will sit behind the <u>goat</u> . The <u>toad</u> will sit in the <u>boat</u> .				




# THURSDAY

	LOOK & SAY	brave	yellow	behind	front	top
 	READ					
		<p>Chuck just sat and felt sad. What is he doing in the river? Chuck can't help. Chuck can't swim. Chuck is brave. Chuck will help him. He is happy. You are very brave. He hugs Chuck. Chuck is happy. Chuck is not sad. Chuck the yellow truck is brave!</p>				

# FRIDAY

	LOOK & SAY	brave	yellow	behind	front	top
	DRAW & WRITE	<p>1. The <u>goat</u> in the <u>road</u>.                  2. Chuck the truck is brave.</p>				




MONDAY

	LOOK & SAY	brave	yellow	behind	front	top
	SOUND OUT	coat	goat	goal	coal	
		road	toad	toast	roast	
	READ	Will the <u>goat</u> with the yellow <u>coat</u> get help on his trip? The <u>goat</u> will get help on the truck. The brave <u>toad</u> will help the <u>goat</u> . The brave <u>toad</u> will help the <u>goat</u> on the train. What will the <u>toad</u> do? What will the <u>toad</u> do to help the <u>goat</u> ? The <u>toad</u> will be brave.				





TUESDAY

	WRITE	Copy the  and  words from Monday into your exercise books.				
---	-------	--	--	--	--	--



WEDNESDAY

	LOOK & SAY	brave	yellow	behind	front	top
	SOUND OUT	coat	goat	goal	coal	
		road	toad	toast	roast	
	READ	I am brave. The <u>toad</u> is brave. We can go with the <u>toad</u> on the <u>boat</u> . The <u>boat</u> is on the <u>road</u> . A <u>boat</u> can't go on the <u>road</u> ! The <u>goat</u> is in the <u>road</u> . We will sit with the <u>goat</u> on the <u>road</u> . I will sit behind the <u>goat</u> . The <u>toad</u> will sit in the <u>boat</u> .				




# THURSDAY

	LOOK & SAY	brave	yellow	behind	front	top
 	READ					
		<p>Chuck just sat and felt sad. What is he doing in the river? Chuck can't help. Chuck can't swim. Chuck is brave. Chuck will help him. He is happy. You are very brave. He hugs Chuck. Chuck is happy. Chuck is not sad. Chuck the yellow truck is brave!</p>				

# FRIDAY

	LOOK & SAY	brave	yellow	behind	front	top
	DRAW & WRITE	<p>1. The <u>goat</u> in the <u>road</u>.                  2. Chuck the truck is brave.</p>				




MONDAY

	LOOK & SAY	brave	yellow	behind	front	top
	SOUND OUT	coat	goat	goal	coal	
		road	toad	toast	roast	
	READ	Will the <u>goat</u> with the yellow <u>coat</u> get help on his trip? The <u>goat</u> will get help on the truck. The brave <u>toad</u> will help the <u>goat</u> . The brave <u>toad</u> will help the <u>goat</u> on the train. What will the <u>toad</u> do? What will the <u>toad</u> do to help the <u>goat</u> ? The <u>toad</u> will be brave.				

TUESDAY





	WRITE	Copy the  and  words from Monday into your exercise books.				
---	-------	--	--	--	--	--

WEDNESDAY



	LOOK & SAY	brave	yellow	behind	front	top
	SOUND OUT	coat	goat	goal	coal	
		road	toad	toast	roast	
	READ	I am brave. The <u>toad</u> is brave. We can go with the <u>toad</u> on the <u>boat</u> . The <u>boat</u> is on the <u>road</u> . A <u>boat</u> can't go on the <u>road</u> ! The <u>goat</u> is in the <u>road</u> . We will sit with the <u>goat</u> on the <u>road</u> . I will sit behind the <u>goat</u> . The <u>toad</u> will sit in the <u>boat</u> .				






# THURSDAY

	LOOK & SAY	brave	yellow	behind	front	top
 	READ					
		<p>Chuck just sat and felt sad. What is he doing in the river? Chuck can't help. Chuck can't swim. Chuck is brave. Chuck will help him. He is happy. You are very brave. He hugs Chuck. Chuck is happy. Chuck is not sad. Chuck the yellow truck is brave!</p>				

# FRIDAY

	LOOK & SAY	brave	yellow	behind	front	top
	DRAW & WRITE	<p>1. The <u>goat</u> in the <u>road</u>.                  2. Chuck the truck is brave.</p>				




MONDAY

	LOOK & SAY	brave	yellow	behind	front	top
	SOUND OUT	coat	goat	goal	coal	
		road	toad	toast	roast	
	READ	Will the <u>goat</u> with the yellow <u>coat</u> get help on his trip? The <u>goat</u> will get help on the truck. The brave <u>toad</u> will help the <u>goat</u> . The brave <u>toad</u> will help the <u>goat</u> on the train. What will the <u>toad</u> do? What will the <u>toad</u> do to help the <u>goat</u> ? The <u>toad</u> will be brave.				





TUESDAY

	WRITE	Copy the  and  words from Monday into your exercise books.				
---	-------	--	--	--	--	--



WEDNESDAY

	LOOK & SAY	brave	yellow	behind	front	top
	SOUND OUT	coat	goat	goal	coal	
		road	toad	toast	roast	
	READ	I am brave. The <u>toad</u> is brave. We can go with the <u>toad</u> on the <u>boat</u> . The <u>boat</u> is on the <u>road</u> . A <u>boat</u> can't go on the <u>road</u> ! The <u>goat</u> is in the <u>road</u> . We will sit with the <u>goat</u> on the <u>road</u> . I will sit behind the <u>goat</u> . The <u>toad</u> will sit in the <u>boat</u> .				




# THURSDAY

	LOOK & SAY	brave	yellow	behind	front	top
 	READ					
		<p>Chuck just sat and felt sad. What is he doing in the river? Chuck can't help. Chuck can't swim. Chuck is brave. Chuck will help him. He is happy. You are very brave. He hugs Chuck. Chuck is happy. Chuck is not sad. Chuck the yellow truck is brave!</p>				

# FRIDAY

	LOOK & SAY	brave	yellow	behind	front	top
	DRAW & WRITE	<p>1. The <u>goat</u> in the <u>road</u>.                  2. Chuck the truck is brave.</p>				




MONDAY

	LOOK & SAY	brave	yellow	behind	front	top
	SOUND OUT	coat	goat	goal	coal	
		road	toad	toast	roast	
	READ	Will the <u>goat</u> with the yellow <u>coat</u> get help on his trip? The <u>goat</u> will get help on the truck. The brave <u>toad</u> will help the <u>goat</u> . The brave <u>toad</u> will help the <u>goat</u> on the train. What will the <u>toad</u> do? What will the <u>toad</u> do to help the <u>goat</u> ? The <u>toad</u> will be brave.				





TUESDAY

	WRITE	Copy the  and  words from Monday into your exercise books.				
---	-------	--	--	--	--	--



WEDNESDAY

	LOOK & SAY	brave	yellow	behind	front	top
	SOUND OUT	coat	goat	goal	coal	
		road	toad	toast	roast	
	READ	I am brave. The <u>toad</u> is brave. We can go with the <u>toad</u> on the <u>boat</u> . The <u>boat</u> is on the <u>road</u> . A <u>boat</u> can't go on the <u>road</u> ! The <u>goat</u> is in the <u>road</u> . We will sit with the <u>goat</u> on the <u>road</u> . I will sit behind the <u>goat</u> . The <u>toad</u> will sit in the <u>boat</u> .				




# THURSDAY

	LOOK & SAY	brave	yellow	behind	front	top
 	READ					
		<p>Chuck just sat and felt sad. What is he doing in the river? Chuck can't help. Chuck can't swim. Chuck is brave. Chuck will help him. He is happy. You are very brave. He hugs Chuck. Chuck is happy. Chuck is not sad. Chuck the yellow truck is brave!</p>				

# FRIDAY

	LOOK & SAY	brave	yellow	behind	front	top
	DRAW & WRITE	<p>1. The <u>goat</u> in the <u>road</u>.                  2. Chuck the truck is brave.</p>				




MONDAY

	LOOK & SAY	brave	yellow	behind	front	top
	SOUND OUT	coat	goat	goal	coal	
		road	toad	toast	roast	
	READ	Will the <u>goat</u> with the yellow <u>coat</u> get help on his trip? The <u>goat</u> will get help on the truck. The brave <u>toad</u> will help the <u>goat</u> . The brave <u>toad</u> will help the <u>goat</u> on the train. What will the <u>toad</u> do? What will the <u>toad</u> do to help the <u>goat</u> ? The <u>toad</u> will be brave.				

TUESDAY





	WRITE	Copy the  and  words from Monday into your exercise books.				
---	-------	--	--	--	--	--

WEDNESDAY



	LOOK & SAY	brave	yellow	behind	front	top
	SOUND OUT	coat	goat	goal	coal	
		road	toad	toast	roast	
	READ	I am brave. The <u>toad</u> is brave. We can go with the <u>toad</u> on the <u>boat</u> . The <u>boat</u> is on the <u>road</u> . A <u>boat</u> can't go on the <u>road</u> ! The <u>goat</u> is in the <u>road</u> . We will sit with the <u>goat</u> on the <u>road</u> . I will sit behind the <u>goat</u> . The <u>toad</u> will sit in the <u>boat</u> .				






# THURSDAY

	LOOK & SAY	brave	yellow	behind	front	top
 	READ					
		<p>Chuck just sat and felt sad. What is he doing in the river? Chuck can't help. Chuck can't swim. Chuck is brave. Chuck will help him. He is happy. You are very brave. He hugs Chuck. Chuck is happy. Chuck is not sad. Chuck the yellow truck is brave!</p>				

# FRIDAY

	LOOK & SAY	brave	yellow	behind	front	top
	DRAW & WRITE	<p>1. The <u>goat</u> in the <u>road</u>.                  2. Chuck the truck is brave.</p>				




MONDAY

	LOOK & SAY	brave	yellow	behind	front	top
	SOUND OUT	coat	goat	goal	coal	
		road	toad	toast	roast	
	READ	Will the <u>goat</u> with the yellow <u>coat</u> get help on his trip? The <u>goat</u> will get help on the truck. The brave <u>toad</u> will help the <u>goat</u> . The brave <u>toad</u> will help the <u>goat</u> on the train. What will the <u>toad</u> do? What will the <u>toad</u> do to help the <u>goat</u> ? The <u>toad</u> will be brave.				





TUESDAY

	WRITE	Copy the  and  words from Monday into your exercise books.				
---	-------	--	--	--	--	--



WEDNESDAY

	LOOK & SAY	brave	yellow	behind	front	top
	SOUND OUT	coat	goat	goal	coal	
		road	toad	toast	roast	
	READ	I am brave. The <u>toad</u> is brave. We can go with the <u>toad</u> on the <u>boat</u> . The <u>boat</u> is on the <u>road</u> . A <u>boat</u> can't go on the <u>road</u> ! The <u>goat</u> is in the <u>road</u> . We will sit with the <u>goat</u> on the <u>road</u> . I will sit behind the <u>goat</u> . The <u>toad</u> will sit in the <u>boat</u> .				




# THURSDAY

	LOOK & SAY	brave	yellow	behind	front	top
 	READ					
		<p>Chuck just sat and felt sad. What is he doing in the river? Chuck can't help. Chuck can't swim. Chuck is brave. Chuck will help him. He is happy. You are very brave. He hugs Chuck. Chuck is happy. Chuck is not sad. Chuck the yellow truck is brave!</p>				

# FRIDAY

	LOOK & SAY	brave	yellow	behind	front	top
	DRAW & WRITE	<p>1. The <u>goat</u> in the <u>road</u>.                  2. Chuck the truck is brave.</p>				




MONDAY

	LOOK & SAY	brave	yellow	behind	front	top
	SOUND OUT	coat	goat	goal	coal	
		road	toad	toast	roast	
	READ	Will the <u>goat</u> with the yellow <u>coat</u> get help on his trip? The <u>goat</u> will get help on the truck. The brave <u>toad</u> will help the <u>goat</u> . The brave <u>toad</u> will help the <u>goat</u> on the train. What will the <u>toad</u> do? What will the <u>toad</u> do to help the <u>goat</u> ? The <u>toad</u> will be brave.				





TUESDAY

	WRITE	Copy the  and  words from Monday into your exercise books.				
---	-------	--	--	--	--	--



WEDNESDAY

	LOOK & SAY	brave	yellow	behind	front	top
	SOUND OUT	coat	goat	goal	coal	
		road	toad	toast	roast	
	READ	I am brave. The <u>toad</u> is brave. We can go with the <u>toad</u> on the <u>boat</u> . The <u>boat</u> is on the <u>road</u> . A <u>boat</u> can't go on the <u>road</u> ! The <u>goat</u> is in the <u>road</u> . We will sit with the <u>goat</u> on the <u>road</u> . I will sit behind the <u>goat</u> . The <u>toad</u> will sit in the <u>boat</u> .				




# THURSDAY

	LOOK & SAY	brave	yellow	behind	front	top
 	READ					
		<p>Chuck just sat and felt sad. What is he doing in the river? Chuck can't help. Chuck can't swim. Chuck is brave. Chuck will help him. He is happy. You are very brave. He hugs Chuck. Chuck is happy. Chuck is not sad. Chuck the yellow truck is brave!</p>				

# FRIDAY

	LOOK & SAY	brave	yellow	behind	front	top
	DRAW & WRITE	<p>1. The <u>goat</u> in the <u>road</u>.                  2. Chuck the truck is brave.</p>				




MONDAY

	LOOK & SAY	brave	yellow	behind	front	top
	SOUND OUT	coat	goat	goal	coal	
		road	toad	toast	roast	
	READ	Will the <u>goat</u> with the yellow <u>coat</u> get help on his trip? The <u>goat</u> will get help on the truck. The brave <u>toad</u> will help the <u>goat</u> . The brave <u>toad</u> will help the <u>goat</u> on the train. What will the <u>toad</u> do? What will the <u>toad</u> do to help the <u>goat</u> ? The <u>toad</u> will be brave.				

TUESDAY





	WRITE	Copy the  and  words from Monday into your exercise books.				
---	-------	--	--	--	--	--

WEDNESDAY



	LOOK & SAY	brave	yellow	behind	front	top
	SOUND OUT	coat	goat	goal	coal	
		road	toad	toast	roast	
	READ	I am brave. The <u>toad</u> is brave. We can go with the <u>toad</u> on the <u>boat</u> . The <u>boat</u> is on the <u>road</u> . A <u>boat</u> can't go on the <u>road</u> ! The <u>goat</u> is in the <u>road</u> . We will sit with the <u>goat</u> on the <u>road</u> . I will sit behind the <u>goat</u> . The <u>toad</u> will sit in the <u>boat</u> .				






# THURSDAY

	LOOK & SAY	brave	yellow	behind	front	top
 	READ					
		<p>Chuck just sat and felt sad. What is he doing in the river? Chuck can't help. Chuck can't swim. Chuck is brave. Chuck will help him. He is happy. You are very brave. He hugs Chuck. Chuck is happy. Chuck is not sad. Chuck the yellow truck is brave!</p>				

# FRIDAY

	LOOK & SAY	brave	yellow	behind	front	top
	DRAW & WRITE	<p>1. The <u>goat</u> in the <u>road</u>.                  2. Chuck the truck is brave.</p>				




## MONDAY

	LOOK & SAY	brave	yellow	behind	front	top
	SOUND OUT	coat	goat	goal	coal	
		road	toad	toast	roast	
	READ	Will the <u>goat</u> with the yellow <u>coat</u> get help on his trip? The <u>goat</u> will get help on the truck. The brave <u>toad</u> will help the <u>goat</u> . The brave <u>toad</u> will help the <u>goat</u> on the train. What will the <u>toad</u> do? What will the <u>toad</u> do to help the <u>goat</u> ? The <u>toad</u> will be brave.				





## TUESDAY

	WRITE	Copy the  and  words from Monday into your exercise books.
---	-------	--



## WEDNESDAY

	LOOK & SAY	brave	yellow	behind	front	top
	SOUND OUT	coat	goat	goal	coal	
		road	toad	toast	roast	
	READ	I am brave. The <u>toad</u> is brave. We can go with the <u>toad</u> on the <u>boat</u> . The <u>boat</u> is on the <u>road</u> . A <u>boat</u> can't go on the <u>road</u> ! The <u>goat</u> is in the <u>road</u> . We will sit with the <u>goat</u> on the <u>road</u> . I will sit behind the <u>goat</u> . The <u>toad</u> will sit in the <u>boat</u> .				




# THURSDAY

	LOOK & SAY	brave	yellow	behind	front	top
 	READ					
		<p>Chuck just sat and felt sad. What is he doing in the river? Chuck can't help. Chuck can't swim. Chuck is brave. Chuck will help him. He is happy. You are very brave. He hugs Chuck. Chuck is happy. Chuck is not sad. Chuck the yellow truck is brave!</p>				

# FRIDAY

	LOOK & SAY	brave	yellow	behind	front	top
	DRAW & WRITE	<p>1. The <u>goat</u> in the <u>road</u>.                  2. Chuck the truck is brave.</p>				




MONDAY

	LOOK & SAY	brave	yellow	behind	front	top
	SOUND OUT	coat	goat	goal	coal	
		road	toad	toast	roast	
	READ	Will the <u>goat</u> with the yellow <u>coat</u> get help on his trip? The <u>goat</u> will get help on the truck. The brave <u>toad</u> will help the <u>goat</u> . The brave <u>toad</u> will help the <u>goat</u> on the train. What will the <u>toad</u> do? What will the <u>toad</u> do to help the <u>goat</u> ? The <u>toad</u> will be brave.				





TUESDAY

	WRITE	Copy the  and  words from Monday into your exercise books.				
---	-------	--	--	--	--	--



WEDNESDAY

	LOOK & SAY	brave	yellow	behind	front	top
	SOUND OUT	coat	goat	goal	coal	
		road	toad	toast	roast	
	READ	I am brave. The <u>toad</u> is brave. We can go with the <u>toad</u> on the <u>boat</u> . The <u>boat</u> is on the <u>road</u> . A <u>boat</u> can't go on the <u>road</u> ! The <u>goat</u> is in the <u>road</u> . We will sit with the <u>goat</u> on the <u>road</u> . I will sit behind the <u>goat</u> . The <u>toad</u> will sit in the <u>boat</u> .				




# THURSDAY

	LOOK & SAY	brave	yellow	behind	front	top
 	READ					
		<p>Chuck just sat and felt sad. What is he doing in the river? Chuck can't help. Chuck can't swim. Chuck is brave. Chuck will help him. He is happy. You are very brave. He hugs Chuck. Chuck is happy. Chuck is not sad. Chuck the yellow truck is brave!</p>				

# FRIDAY

	LOOK & SAY	brave	yellow	behind	front	top
	DRAW & WRITE	<p>1. The <u>goat</u> in the <u>road</u>.                  2. Chuck the truck is brave.</p>				




MONDAY

	LOOK & SAY	brave	yellow	behind	front	top
	SOUND OUT	coat	goat	goal	coal	
		road	toad	toast	roast	
	READ	Will the <u>goat</u> with the yellow <u>coat</u> get help on his trip? The <u>goat</u> will get help on the truck. The brave <u>toad</u> will help the <u>goat</u> . The brave <u>toad</u> will help the <u>goat</u> on the train. What will the <u>toad</u> do? What will the <u>toad</u> do to help the <u>goat</u> ? The <u>toad</u> will be brave.				

TUESDAY





	WRITE	Copy the  and  words from Monday into your exercise books.				
---	-------	--	--	--	--	--

WEDNESDAY



	LOOK & SAY	brave	yellow	behind	front	top
	SOUND OUT	coat	goat	goal	coal	
		road	toad	toast	roast	
	READ	I am brave. The <u>toad</u> is brave. We can go with the <u>toad</u> on the <u>boat</u> . The <u>boat</u> is on the <u>road</u> . A <u>boat</u> can't go on the <u>road</u> ! The <u>goat</u> is in the <u>road</u> . We will sit with the <u>goat</u> on the <u>road</u> . I will sit behind the <u>goat</u> . The <u>toad</u> will sit in the <u>boat</u> .				






# THURSDAY

	LOOK & SAY	brave	yellow	behind	front	top
 	READ					
		<p>Chuck just sat and felt sad. What is he doing in the river? Chuck can't help. Chuck can't swim. Chuck is brave. Chuck will help him. He is happy. You are very brave. He hugs Chuck. Chuck is happy. Chuck is not sad. Chuck the yellow truck is brave!</p>				

# FRIDAY

	LOOK & SAY	brave	yellow	behind	front	top
	DRAW & WRITE	<p>1. The <u>goat</u> in the <u>road</u>.                  2. Chuck the truck is brave.</p>				




MONDAY

	LOOK & SAY	brave	yellow	behind	front	top
	SOUND OUT	coat	goat	goal	coal	
		road	toad	toast	roast	
	READ	Will the <u>goat</u> with the yellow <u>coat</u> get help on his trip? The <u>goat</u> will get help on the truck. The brave <u>toad</u> will help the <u>goat</u> . The brave <u>toad</u> will help the <u>goat</u> on the train. What will the <u>toad</u> do? What will the <u>toad</u> do to help the <u>goat</u> ? The <u>toad</u> will be brave.				





TUESDAY

	WRITE	Copy the  and  words from Monday into your exercise books.				
---	-------	--	--	--	--	--



WEDNESDAY

	LOOK & SAY	brave	yellow	behind	front	top
	SOUND OUT	coat	goat	goal	coal	
		road	toad	toast	roast	
	READ	I am brave. The <u>toad</u> is brave. We can go with the <u>toad</u> on the <u>boat</u> . The <u>boat</u> is on the <u>road</u> . A <u>boat</u> can't go on the <u>road</u> ! The <u>goat</u> is in the <u>road</u> . We will sit with the <u>goat</u> on the <u>road</u> . I will sit behind the <u>goat</u> . The <u>toad</u> will sit in the <u>boat</u> .				




# THURSDAY

	LOOK & SAY	brave	yellow	behind	front	top
 	READ					
		<p>Chuck just sat and felt sad. What is he doing in the river? Chuck can't help. Chuck can't swim. Chuck is brave. Chuck will help him. He is happy. You are very brave. He hugs Chuck. Chuck is happy. Chuck is not sad. Chuck the yellow truck is brave!</p>				

# FRIDAY

	LOOK & SAY	brave	yellow	behind	front	top
	DRAW & WRITE	<p>1. The <u>goat</u> in the <u>road</u>.                  2. Chuck the truck is brave.</p>				




MONDAY

	LOOK & SAY	brave	yellow	behind	front	top
	SOUND OUT	coat	goat	goal	coal	
		road	toad	toast	roast	
	READ	Will the <u>goat</u> with the yellow <u>coat</u> get help on his trip? The <u>goat</u> will get help on the truck. The brave <u>toad</u> will help the <u>goat</u> . The brave <u>toad</u> will help the <u>goat</u> on the train. What will the <u>toad</u> do? What will the <u>toad</u> do to help the <u>goat</u> ? The <u>toad</u> will be brave.				





TUESDAY

	WRITE	Copy the  and  words from Monday into your exercise books.				
---	-------	--	--	--	--	--



WEDNESDAY

	LOOK & SAY	brave	yellow	behind	front	top
	SOUND OUT	coat	goat	goal	coal	
		road	toad	toast	roast	
	READ	I am brave. The <u>toad</u> is brave. We can go with the <u>toad</u> on the <u>boat</u> . The <u>boat</u> is on the <u>road</u> . A <u>boat</u> can't go on the <u>road</u> ! The <u>goat</u> is in the <u>road</u> . We will sit with the <u>goat</u> on the <u>road</u> . I will sit behind the <u>goat</u> . The <u>toad</u> will sit in the <u>boat</u> .				




# THURSDAY

	LOOK & SAY	brave	yellow	behind	front	top
 	READ					
		<p>Chuck just sat and felt sad. What is he doing in the river? Chuck can't help. Chuck can't swim. Chuck is brave. Chuck will help him. He is happy. You are very brave. He hugs Chuck. Chuck is happy. Chuck is not sad. Chuck the yellow truck is brave!</p>				

# FRIDAY

	LOOK & SAY	brave	yellow	behind	front	top
	DRAW & WRITE	<p>1. The <u>goat</u> in the <u>road</u>.                  2. Chuck the truck is brave.</p>				




MONDAY

	LOOK & SAY	brave	yellow	behind	front	top
	SOUND OUT	coat	goat	goal	coal	
		road	toad	toast	roast	
	READ	Will the <u>goat</u> with the yellow <u>coat</u> get help on his trip? The <u>goat</u> will get help on the truck. The brave <u>toad</u> will help the <u>goat</u> . The brave <u>toad</u> will help the <u>goat</u> on the train. What will the <u>toad</u> do? What will the <u>toad</u> do to help the <u>goat</u> ? The <u>toad</u> will be brave.				

TUESDAY





	WRITE	Copy the  and  words from Monday into your exercise books.				
---	-------	--	--	--	--	--

WEDNESDAY



	LOOK & SAY	brave	yellow	behind	front	top
	SOUND OUT	coat	goat	goal	coal	
		road	toad	toast	roast	
	READ	I am brave. The <u>toad</u> is brave. We can go with the <u>toad</u> on the <u>boat</u> . The <u>boat</u> is on the <u>road</u> . A <u>boat</u> can't go on the <u>road</u> ! The <u>goat</u> is in the <u>road</u> . We will sit with the <u>goat</u> on the <u>road</u> . I will sit behind the <u>goat</u> . The <u>toad</u> will sit in the <u>boat</u> .				






# THURSDAY

	LOOK & SAY	brave	yellow	behind	front	top
 	READ					
		<p>Chuck just sat and felt sad. What is he doing in the river? Chuck can't help. Chuck can't swim. Chuck is brave. Chuck will help him. He is happy. You are very brave. He hugs Chuck. Chuck is happy. Chuck is not sad. Chuck the yellow truck is brave!</p>				

# FRIDAY

	LOOK & SAY	brave	yellow	behind	front	top
	DRAW & WRITE	<p>1. The <u>goat</u> in the <u>road</u>.                  2. Chuck the truck is brave.</p>				




MONDAY

	LOOK & SAY	tyre	how	home	rode	waited
	SOUND OUT	drain	drag	drip	drop	
		drill	drib	drab	drum	
	READ	You must not <u>drop</u> . You must not <u>drop</u> the tyre. You must not <u>drop</u> the tyre on the <u>drum</u> . You must not <u>drag</u> . You must not <u>drag</u> the <u>drum</u> home. I will be sad. I will be sad if you <u>drag</u> the <u>drum</u> home.				




TUESDAY

	WRITE	Copy the  and  words from Monday into your exercise books.				
--	-------	--	--	--	--	--



WEDNESDAY

	LOOK & SAY	tyre	how	home	rode	waited
	SOUND OUT	drain	drag	drip	drop	
		drill	drib	drab	drum	
	READ	You must not. You must not <u>drag</u> . You must not <u>drag</u> the <u>drill</u> . You must not. You must not <u>drop</u> . You must not <u>drop</u> the <u>drill</u> . You must not. You must play. You must not play with the <u>drill</u> . You must not <u>drag</u> , <u>drop</u> or play with the <u>drill</u> .				




# THURSDAY

	LOOK & SAY	tyre	how	home	rode	waited
	READ					<p>Jane has a flat tyre! How will she get home? She can't get home with a flat tyre. Mandu rode home to get help. Jane waited and waited for Mandu. How long will she be? Jane is sad. What will she do? Will Jane get home? Jane waited</p>
		and waited.				

# FRIDAY

	LOOK & SAY	tyre	how	home	rode	waited
	DRAW & WRITE	1. I drop the drum. 2. Jane waited and waited.				




MONDAY

	LOOK & SAY	tyre	how	home	rode	waited
	SOUND OUT	drain	drag	drip	drop	
		drill	drib	drab	drum	
	READ	You must not <u>drop</u> . You must not <u>drop</u> the tyre. You must not <u>drop</u> the tyre on the <u>drum</u> . You must not <u>drag</u> . You must not <u>drag</u> the <u>drum</u> home. I will be sad. I will be sad if you <u>drag</u> the <u>drum</u> home.				




TUESDAY

	WRITE	Copy the  and  words from Monday into your exercise books.				
--	-------	--	--	--	--	--



WEDNESDAY

	LOOK & SAY	tyre	how	home	rode	waited
	SOUND OUT	drain	drag	drip	drop	
		drill	drib	drab	drum	
	READ	You must not. You must not <u>drag</u> . You must not <u>drag</u> the <u>drill</u> . You must not. You must not <u>drop</u> . You must not <u>drop</u> the <u>drill</u> . You must not. You must play. You must not play with the <u>drill</u> . You must not <u>drag</u> , <u>drop</u> or play with the <u>drill</u> .				




# THURSDAY

	LOOK & SAY	tyre	how	home	rode	waited
	READ					
		<p>Jane has a flat tyre! How will she get home? She can't get home with a flat tyre. Mandu rode home to get help. Jane waited and waited for Mandu. How long will she be? Jane is sad. What will she do? Will Jane get home? Jane waited and waited.</p>				

# FRIDAY

	LOOK & SAY	tyre	how	home	rode	waited
	DRAW & WRITE	<p>1. I drop the drum. 2. Jane waited and waited.</p>				




## MONDAY

	LOOK & SAY	tyre	how	home	rode	waited
	SOUND OUT	drain	drag	drip	drop	
		drill	drib	drab	drum	
	READ	You must not <u>drop</u> . You must not <u>drop</u> the tyre. You must not <u>drop</u> the tyre on the <u>drum</u> . You must not <u>drag</u> . You must not <u>drag</u> the <u>drum</u> . You must not <u>drag</u> the <u>drum</u> home. I will be sad. I will be sad if you <u>drag</u> the <u>drum</u> home.				

## TUESDAY




	WRITE	Copy the  and  words from Monday into your exercise books.				
--	-------	--	--	--	--	--

## WEDNESDAY



	LOOK & SAY	tyre	how	home	rode	waited
	SOUND OUT	drain	drag	drip	drop	
		drill	drib	drab	drum	
	READ	You must not. You must not <u>drag</u> . You must not <u>drag</u> the <u>drill</u> . You must not. You must not <u>drop</u> . You must not <u>drop</u> the <u>drill</u> . You must not. You must play. You must not play with the <u>drill</u> . You must not <u>drag</u> , <u>drop</u> or play with the <u>drill</u> .				






# THURSDAY

	LOOK & SAY	tyre	how	home	rode	waited
	READ	 <p>Jane has a flat tyre! How will she get home? She can't get home with a flat tyre. Mandu rode home to get help. Jane waited and waited for Mandu. How long will she be? Jane is sad. What will she do? Will Jane get home? Jane waited</p>				
and waited.						

# FRIDAY

	LOOK & SAY	tyre	how	home	rode	waited
	DRAW & WRITE	<ol style="list-style-type: none"> <li>1. I drop the drum.</li> <li>2. Jane waited and waited.</li> </ol>				




MONDAY

	LOOK & SAY	tyre	how	home	rode	waited
	SOUND OUT	drain	drag	drip	drop	
		drill	drib	drab	drum	
	READ	You must not <u>drop</u> . You must not <u>drop</u> the tyre. You must not <u>drop</u> the tyre on the <u>drum</u> . You must not <u>drag</u> . You must not <u>drag</u> the <u>drum</u> home. I will be sad. I will be sad if you <u>drag</u> the <u>drum</u> home.				




TUESDAY

	WRITE	Copy the  and  words from Monday into your exercise books.				
--	-------	--	--	--	--	--



WEDNESDAY

	LOOK & SAY	tyre	how	home	rode	waited
	SOUND OUT	drain	drag	drip	drop	
		drill	drib	drab	drum	
	READ	You must not. You must not <u>drag</u> . You must not <u>drag</u> the <u>drill</u> . You must not. You must not <u>drop</u> . You must not <u>drop</u> the <u>drill</u> . You must not. You must play. You must not play with the <u>drill</u> . You must not <u>drag</u> , <u>drop</u> or play with the <u>drill</u> .				




# THURSDAY

	LOOK & SAY	tyre	how	home	rode	waited
	READ					<p>Jane has a flat tyre! How will she get home? She can't get home with a flat tyre. Mandu rode home to get help. Jane waited and waited for Mandu. How long will she be? Jane is sad. What will she do? Will Jane get home? Jane waited</p>
		and waited.				

# FRIDAY

	LOOK & SAY	tyre	how	home	rode	waited
	DRAW & WRITE	<ol style="list-style-type: none"> <li>1. I drop the drum.</li> <li>2. Jane waited and waited.</li> </ol>				




MONDAY

	LOOK & SAY	tyre	how	home	rode	waited
	SOUND OUT	drain	drag	drip	drop	
		drill	drib	drab	drum	
	READ	You must not <u>drop</u> . You must not <u>drop</u> the tyre. You must not <u>drop</u> the tyre on the <u>drum</u> . You must not <u>drag</u> . You must not <u>drag</u> the <u>drum</u> home. I will be sad. I will be sad if you <u>drag</u> the <u>drum</u> home.				




TUESDAY

	WRITE	Copy the  and  words from Monday into your exercise books.				
--	-------	--	--	--	--	--



WEDNESDAY

	LOOK & SAY	tyre	how	home	rode	waited
	SOUND OUT	drain	drag	drip	drop	
		drill	drib	drab	drum	
	READ	You must not. You must not <u>drag</u> . You must not <u>drag</u> the <u>drill</u> . You must not. You must not <u>drop</u> . You must not <u>drop</u> the <u>drill</u> . You must not. You must play. You must not play with the <u>drill</u> . You must not <u>drag</u> , <u>drop</u> or play with the <u>drill</u> .				




# THURSDAY

	LOOK & SAY	tyre	how	home	rode	waited
	READ	<div></div> <p>Jane has a flat tyre! How will she get home? She can't get home with a flat tyre. Mandu rode home to get help. Jane waited and waited for Mandu. How long will she be? Jane is sad. What will she do? Will Jane get home? Jane waited and waited.</p>				

# FRIDAY

	LOOK & SAY	tyre	how	home	rode	waited
	DRAW & WRITE	<ol style="list-style-type: none"> <li>1. I drop the drum.</li> <li>2. Jane waited and waited.</li> </ol>				




MONDAY

	LOOK & SAY	tyre	how	home	rode	waited
	SOUND OUT	drain	drag	drip	drop	
		drill	drib	drab	drum	
	READ	You must not <u>drop</u> . You must not <u>drop</u> the tyre. You must not <u>drop</u> the tyre on the <u>drum</u> . You must not <u>drag</u> . You must not <u>drag</u> the <u>drum</u> home. I will be sad. I will be sad if you <u>drag</u> the <u>drum</u> home.				

TUESDAY




	WRITE	Copy the  and  words from Monday into your exercise books.				
--	-------	--	--	--	--	--

WEDNESDAY



	LOOK & SAY	tyre	how	home	rode	waited
	SOUND OUT	drain	drag	drip	drop	
		drill	drib	drab	drum	
	READ	You must not. You must not <u>drag</u> . You must not <u>drag</u> the <u>drill</u> . You must not. You must not <u>drop</u> . You must not <u>drop</u> the <u>drill</u> . You must not. You must play. You must not play with the <u>drill</u> . You must not <u>drag</u> , <u>drop</u> or play with the <u>drill</u> .				






# THURSDAY

	LOOK & SAY	tyre	how	home	rode	waited
	READ					
		<p>Jane has a flat tyre! How will she get home? She can't get home with a flat tyre. Mandu rode home to get help. Jane waited and waited for Mandu. How long will she be? Jane is sad. What will she do? Will Jane get home? Jane waited and waited.</p>				

# FRIDAY

	LOOK & SAY	tyre	how	home	rode	waited
	DRAW & WRITE	<p>1. I drop the drum. 2. Jane waited and waited.</p>				




## MONDAY

	LOOK & SAY	tyre	how	home	rode	waited
	SOUND OUT	drain	drag	drip	drop	
		drill	drib	drab	drum	
	READ	You must not <u>drop</u> . You must not <u>drop</u> the tyre. You must not <u>drop</u> the tyre on the <u>drum</u> . You must not <u>drag</u> . You must not <u>drag</u> the <u>drum</u> . You must not <u>drag</u> the <u>drum</u> home. I will be sad. I will be sad if you <u>drag</u> the <u>drum</u> home.				




## TUESDAY

	WRITE	Copy the  and  words from Monday into your exercise books.				
--	-------	--	--	--	--	--



## WEDNESDAY

	LOOK & SAY	tyre	how	home	rode	waited
	SOUND OUT	drain	drag	drip	drop	
		drill	drib	drab	drum	
	READ	You must not. You must not <u>drag</u> . You must not <u>drag</u> the <u>drill</u> . You must not. You must not <u>drop</u> . You must not <u>drop</u> the <u>drill</u> . You must not. You must play. You must not play with the <u>drill</u> . You must not <u>drag</u> , <u>drop</u> or play with the <u>drill</u> .				




# THURSDAY

	LOOK & SAY	tyre	how	home	rode	waited
	READ	<div></div> <div>Jane has a flat tyre! How will she get home? She can't get home with a flat tyre. Mandu rode home to get help. Jane waited and waited for Mandu. How long will she be? Jane is sad. What will she do? Will Jane get home? Jane waited and waited.</div>				

# FRIDAY

	LOOK & SAY	tyre	how	home	rode	waited
	DRAW & WRITE	<ol style="list-style-type: none"> <li>1. I drop the drum.</li> <li>2. Jane waited and waited.</li> </ol>				




MONDAY

	LOOK & SAY	tyre	how	home	rode	waited
	SOUND OUT	drain	drag	drip	drop	
		drill	drib	drab	drum	
	READ	You must not <u>drop</u> . You must not <u>drop</u> the tyre. You must not <u>drop</u> the tyre on the <u>drum</u> . You must not <u>drag</u> . You must not <u>drag</u> the <u>drum</u> home. I will be sad. I will be sad if you <u>drag</u> the <u>drum</u> home.				




TUESDAY

	WRITE	Copy the  and  words from Monday into your exercise books.				
--	-------	--	--	--	--	--



WEDNESDAY

	LOOK & SAY	tyre	how	home	rode	waited
	SOUND OUT	drain	drag	drip	drop	
		drill	drib	drab	drum	
	READ	You must not. You must not <u>drag</u> . You must not <u>drag</u> the <u>drill</u> . You must not. You must not <u>drop</u> . You must not <u>drop</u> the <u>drill</u> . You must not. You must play. You must not play with the <u>drill</u> . You must not <u>drag</u> , <u>drop</u> or play with the <u>drill</u> .				




# THURSDAY

	LOOK & SAY	tyre	how	home	rode	waited
	READ					<p>Jane has a flat tyre! How will she get home? She can't get home with a flat tyre. Mandu rode home to get help. Jane waited and waited for Mandu. How long will she be? Jane is sad. What will she do? Will Jane get home? Jane waited</p>
		and waited.				

# FRIDAY

	LOOK & SAY	tyre	how	home	rode	waited
	DRAW & WRITE	1. I drop the drum. 2. Jane waited and waited.				




MONDAY

	LOOK & SAY	tyre	how	home	rode	waited
	SOUND OUT	drain	drag	drip	drop	
		drill	drib	drab	drum	
	READ	You must not <u>drop</u> . You must not <u>drop</u> the tyre. You must not <u>drop</u> the tyre on the <u>drum</u> . You must not <u>drag</u> . You must not <u>drag</u> the <u>drum</u> home. I will be sad. I will be sad if you <u>drag</u> the <u>drum</u> home.				

TUESDAY




	WRITE	Copy the  and  words from Monday into your exercise books.				
--	-------	--	--	--	--	--

WEDNESDAY



	LOOK & SAY	tyre	how	home	rode	waited
	SOUND OUT	drain	drag	drip	drop	
		drill	drib	drab	drum	
	READ	You must not. You must not <u>drag</u> . You must not <u>drag</u> the <u>drill</u> . You must not. You must not <u>drop</u> . You must not <u>drop</u> the <u>drill</u> . You must not. You must play. You must not play with the <u>drill</u> . You must not <u>drag</u> , <u>drop</u> or play with the <u>drill</u> .				






# THURSDAY

	LOOK & SAY	tyre	how	home	rode	waited
	READ					
		<p>Jane has a flat tyre! How will she get home? She can't get home with a flat tyre. Mandu rode home to get help. Jane waited and waited for Mandu. How long will she be? Jane is sad. What will she do? Will Jane get home? Jane waited and waited.</p>				

# FRIDAY

	LOOK & SAY	tyre	how	home	rode	waited
	DRAW & WRITE	<p>1. I drop the drum. 2. Jane waited and waited.</p>				




## MONDAY

	LOOK & SAY	tyre	how	home	rode	waited
	SOUND OUT	drain	drag	drip	drop	
		drill	drib	drab	drum	
	READ	You must not <u>drop</u> . You must not <u>drop</u> the tyre. You must not <u>drop</u> the tyre on the <u>drum</u> . You must not <u>drag</u> . You must not <u>drag</u> the <u>drum</u> . You must not <u>drag</u> the <u>drum</u> home. I will be sad. I will be sad if you <u>drag</u> the <u>drum</u> home.				




## TUESDAY

	WRITE	Copy the  and  words from Monday into your exercise books.				
--	-------	--	--	--	--	--



## WEDNESDAY

	LOOK & SAY	tyre	how	home	rode	waited
	SOUND OUT	drain	drag	drip	drop	
		drill	drib	drab	drum	
	READ	You must not. You must not <u>drag</u> . You must not <u>drag</u> the <u>drill</u> . You must not. You must not <u>drop</u> . You must not <u>drop</u> the <u>drill</u> . You must not. You must play. You must not play with the <u>drill</u> . You must not <u>drag</u> , <u>drop</u> or play with the <u>drill</u> .				




# THURSDAY

	LOOK & SAY	tyre	how	home	rode	waited
	READ					
		<p>Jane has a flat tyre! How will she get home? She can't get home with a flat tyre. Mandu rode home to get help. Jane waited and waited for Mandu. How long will she be? Jane is sad. What will she do? Will Jane get home? Jane waited and waited.</p>				

# FRIDAY

	LOOK & SAY	tyre	how	home	rode	waited
	DRAW & WRITE	<p>1. I drop the drum. 2. Jane waited and waited.</p>				




MONDAY

	LOOK & SAY	tyre	how	home	rode	waited
	SOUND OUT	drain	drag	drip	drop	
		drill	drib	drab	drum	
	READ	You must not <u>drop</u> . You must not <u>drop</u> the tyre. You must not <u>drop</u> the tyre on the <u>drum</u> . You must not <u>drag</u> . You must not <u>drag</u> the <u>drum</u> home. I will be sad. I will be sad if you <u>drag</u> the <u>drum</u> home.				




TUESDAY

	WRITE	Copy the  and  words from Monday into your exercise books.				
--	-------	--	--	--	--	--



WEDNESDAY

	LOOK & SAY	tyre	how	home	rode	waited
	SOUND OUT	drain	drag	drip	drop	
		drill	drib	drab	drum	
	READ	You must not. You must not <u>drag</u> . You must not <u>drag</u> the <u>drill</u> . You must not. You must not <u>drop</u> . You must not <u>drop</u> the <u>drill</u> . You must not. You must play. You must not play with the <u>drill</u> . You must not <u>drag</u> , <u>drop</u> or play with the <u>drill</u> .				




# THURSDAY

	LOOK & SAY	tyre	how	home	rode	waited
	READ	<div></div> <div>Jane has a flat tyre! How will she get home? She can't get home with a flat tyre. Mandu rode home to get help. Jane waited and waited for Mandu. How long will she be? Jane is sad. What will she do? Will Jane get home? Jane waited and waited.</div>				

# FRIDAY

	LOOK & SAY	tyre	how	home	rode	waited
	DRAW & WRITE	<ol style="list-style-type: none"> <li>1. I drop the drum.</li> <li>2. Jane waited and waited.</li> </ol>				




## MONDAY

	LOOK & SAY	tyre	how	home	rode	waited
	SOUND OUT	drain	drag	drip	drop	
		drill	drib	drab	drum	
	READ	You must not <u>drop</u> . You must not <u>drop</u> the tyre. You must not <u>drop</u> the tyre on the <u>drum</u> . You must not <u>drag</u> . You must not <u>drag</u> the <u>drum</u> . You must not <u>drag</u> the <u>drum</u> home. I will be sad. I will be sad if you <u>drag</u> the <u>drum</u> home.				

## TUESDAY




	WRITE	Copy the  and  words from Monday into your exercise books.				
--	-------	--	--	--	--	--

## WEDNESDAY



	LOOK & SAY	tyre	how	home	rode	waited
	SOUND OUT	drain	drag	drip	drop	
		drill	drib	drab	drum	
	READ	You must not. You must not <u>drag</u> . You must not <u>drag</u> the <u>drill</u> . You must not. You must not <u>drop</u> . You must not <u>drop</u> the <u>drill</u> . You must not. You must play. You must not play with the <u>drill</u> . You must not <u>drag</u> , <u>drop</u> or play with the <u>drill</u> .				






# THURSDAY

	LOOK & SAY	tyre	how	home	rode	waited
	READ	<div></div> <p>Jane has a flat tyre! How will she get home? She can't get home with a flat tyre. Mandu rode home to get help. Jane waited and waited for Mandu. How long will she be? Jane is sad. What will she do? Will Jane get home? Jane waited</p>				
and waited.						

# FRIDAY

	LOOK & SAY	tyre	how	home	rode	waited
	DRAW & WRITE	<ol style="list-style-type: none"> <li>1. I drop the drum.</li> <li>2. Jane waited and waited.</li> </ol>				




MONDAY

	LOOK & SAY	tyre	how	home	rode	waited
	SOUND OUT	drain	drag	drip	drop	
		drill	drib	drab	drum	
	READ	You must not <u>drop</u> . You must not <u>drop</u> the tyre. You must not <u>drop</u> the tyre on the <u>drum</u> . You must not <u>drag</u> . You must not <u>drag</u> the <u>drum</u> home. I will be sad. I will be sad if you <u>drag</u> the <u>drum</u> home.				




TUESDAY

	WRITE	Copy the  and  words from Monday into your exercise books.				
--	-------	--	--	--	--	--



WEDNESDAY

	LOOK & SAY	tyre	how	home	rode	waited
	SOUND OUT	drain	drag	drip	drop	
		drill	drib	drab	drum	
	READ	You must not. You must not <u>drag</u> . You must not <u>drag</u> the <u>drill</u> . You must not. You must not <u>drop</u> . You must not <u>drop</u> the <u>drill</u> . You must not. You must play. You must not play with the <u>drill</u> . You must not <u>drag</u> , <u>drop</u> or play with the <u>drill</u> .				




# THURSDAY

	LOOK & SAY	tyre	how	home	rode	waited
	READ					<p>Jane has a flat tyre! How will she get home? She can't get home with a flat tyre. Mandu rode home to get help. Jane waited and waited for Mandu. How long will she be? Jane is sad. What will she do? Will Jane get home? Jane waited</p>
		and waited.				

# FRIDAY

	LOOK & SAY	tyre	how	home	rode	waited
	DRAW & WRITE	1. I drop the drum. 2. Jane waited and waited.				




MONDAY

	LOOK & SAY	tyre	how	home	rode	waited
	SOUND OUT	drain	drag	drip	drop	
		drill	drib	drab	drum	
	READ	You must not <u>drop</u> . You must not <u>drop</u> the tyre. You must not <u>drop</u> the tyre on the <u>drum</u> . You must not <u>drag</u> . You must not <u>drag</u> the <u>drum</u> home. I will be sad. I will be sad if you <u>drag</u> the <u>drum</u> home.				




TUESDAY

	WRITE	Copy the  and  words from Monday into your exercise books.				
--	-------	--	--	--	--	--



WEDNESDAY

	LOOK & SAY	tyre	how	home	rode	waited
	SOUND OUT	drain	drag	drip	drop	
		drill	drib	drab	drum	
	READ	You must not. You must not <u>drag</u> . You must not <u>drag</u> the <u>drill</u> . You must not. You must not <u>drop</u> . You must not <u>drop</u> the <u>drill</u> . You must not. You must play. You must not play with the <u>drill</u> . You must not <u>drag</u> , <u>drop</u> or play with the <u>drill</u> .				




# THURSDAY

	LOOK & SAY	tyre	how	home	rode	waited
	READ					
		<p>Jane has a flat tyre! How will she get home? She can't get home with a flat tyre. Mandu rode home to get help. Jane waited and waited for Mandu. How long will she be? Jane is sad. What will she do? Will Jane get home? Jane waited and waited.</p>				

# FRIDAY

	LOOK & SAY	tyre	how	home	rode	waited
	DRAW & WRITE	<p>1. I drop the drum. 2. Jane waited and waited.</p>				




MONDAY

	LOOK & SAY	tyre	how	home	rode	waited
	SOUND OUT	drain	drag	drip	drop	
		drill	drib	drab	drum	
	READ	You must not <u>drop</u> . You must not <u>drop</u> the tyre. You must not <u>drop</u> the tyre on the <u>drum</u> . You must not <u>drag</u> . You must not <u>drag</u> the <u>drum</u> home. I will be sad. I will be sad if you <u>drag</u> the <u>drum</u> home.				

TUESDAY




	WRITE	Copy the  and  words from Monday into your exercise books.				
--	-------	--	--	--	--	--

WEDNESDAY



	LOOK & SAY	tyre	how	home	rode	waited
	SOUND OUT	drain	drag	drip	drop	
		drill	drib	drab	drum	
	READ	You must not. You must not <u>drag</u> . You must not <u>drag</u> the <u>drill</u> . You must not. You must not <u>drop</u> . You must not <u>drop</u> the <u>drill</u> . You must not. You must play. You must not play with the <u>drill</u> . You must not <u>drag</u> , <u>drop</u> or play with the <u>drill</u> .				






# THURSDAY

	LOOK & SAY	tyre	how	home	rode	waited
	READ	 <p>Jane has a flat tyre! How will she get home? She can't get home with a flat tyre. Mandu rode home to get help. Jane waited and waited for Mandu. How long will she be? Jane is sad. What will she do? Will Jane get home? Jane waited and waited.</p>				

# FRIDAY

	LOOK & SAY	tyre	how	home	rode	waited
	DRAW & WRITE	<ol style="list-style-type: none"> <li>1. I drop the drum.</li> <li>2. Jane waited and waited.</li> </ol>				




MONDAY

	LOOK & SAY	tyre	how	home	rode	waited
	SOUND OUT	drain	drag	drip	drop	
		drill	drib	drab	drum	
	READ	You must not <u>drop</u> . You must not <u>drop</u> the tyre. You must not <u>drop</u> the tyre on the <u>drum</u> . You must not <u>drag</u> . You must not <u>drag</u> the <u>drum</u> home. I will be sad. I will be sad if you <u>drag</u> the <u>drum</u> home.				




TUESDAY

	WRITE	Copy the  and  words from Monday into your exercise books.				
--	-------	--	--	--	--	--



WEDNESDAY

	LOOK & SAY	tyre	how	home	rode	waited
	SOUND OUT	drain	drag	drip	drop	
		drill	drib	drab	drum	
	READ	You must not. You must not <u>drag</u> . You must not <u>drag</u> the <u>drill</u> . You must not. You must not <u>drop</u> . You must not <u>drop</u> the <u>drill</u> . You must not. You must play. You must not play with the <u>drill</u> . You must not <u>drag</u> , <u>drop</u> or play with the <u>drill</u> .				




# THURSDAY

	LOOK & SAY	tyre	how	home	rode	waited
	READ	<div data-bbox="406 309 1085 1030">  </div> <p>Jane has a flat tyre! How will she get home? She can't get home with a flat tyre. Mandu rode home to get help. Jane waited and waited for Mandu. How long will she be? Jane is sad. What will she do? Will Jane get home? Jane waited and waited.</p>				

# FRIDAY

	LOOK & SAY	tyre	how	home	rode	waited
	DRAW & WRITE	<ol style="list-style-type: none"> <li>1. I drop the drum.</li> <li>2. Jane waited and waited.</li> </ol>				




MONDAY

	LOOK & SAY	tyre	how	home	rode	waited
	SOUND OUT	drain	drag	drip	drop	
		drill	drib	drab	drum	
	READ	You must not <u>drop</u> . You must not <u>drop</u> the tyre. You must not <u>drop</u> the tyre on the <u>drum</u> . You must not <u>drag</u> . You must not <u>drag</u> the <u>drum</u> home. I will be sad. I will be sad if you <u>drag</u> the <u>drum</u> home.				




TUESDAY

	WRITE	Copy the  and  words from Monday into your exercise books.				
--	-------	--	--	--	--	--



WEDNESDAY

	LOOK & SAY	tyre	how	home	rode	waited
	SOUND OUT	drain	drag	drip	drop	
		drill	drib	drab	drum	
	READ	You must not. You must not <u>drag</u> . You must not <u>drag</u> the <u>drill</u> . You must not. You must not <u>drop</u> . You must not <u>drop</u> the <u>drill</u> . You must not. You must play. You must not play with the <u>drill</u> . You must not <u>drag</u> , <u>drop</u> or play with the <u>drill</u> .				




## THURSDAY

	LOOK & SAY	tyre	how	home	rode	waited
	READ	<div></div> <div>Jane has a flat tyre! How will she get home? She can't get home with a flat tyre. Mandu rode home to get help. Jane waited and waited for Mandu. How long will she be? Jane is sad. What will she do? Will Jane get home? Jane waited and waited.</div>				

## FRIDAY

	LOOK & SAY	tyre	how	home	rode	waited
	DRAW & WRITE	<ol style="list-style-type: none"> <li>1. I drop the drum.</li> <li>2. Jane waited and waited.</li> </ol>				




MONDAY

	LOOK & SAY	tyre	how	home	rode	waited
	SOUND OUT	drain	drag	drip	drop	
		drill	drib	drab	drum	
	READ	You must not <u>drop</u> . You must not <u>drop</u> the tyre. You must not <u>drop</u> the tyre on the <u>drum</u> . You must not <u>drag</u> . You must not <u>drag</u> the <u>drum</u> home. I will be sad. I will be sad if you <u>drag</u> the <u>drum</u> home.				

TUESDAY




	WRITE	Copy the  and  words from Monday into your exercise books.				
--	-------	--	--	--	--	--

WEDNESDAY



	LOOK & SAY	tyre	how	home	rode	waited
	SOUND OUT	drain	drag	drip	drop	
		drill	drib	drab	drum	
	READ	You must not. You must not <u>drag</u> . You must not <u>drag</u> the <u>drill</u> . You must not. You must not <u>drop</u> . You must not <u>drop</u> the <u>drill</u> . You must not. You must play. You must not play with the <u>drill</u> . You must not <u>drag</u> , <u>drop</u> or play with the <u>drill</u> .				






# THURSDAY

	LOOK & SAY	tyre	how	home	rode	waited
	READ	<div></div> <div>Jane has a flat tyre! How will she get home? She can't get home with a flat tyre. Mandu rode home to get help. Jane waited and waited for Mandu. How long will she be? Jane is sad. What will she do? Will Jane get home? Jane waited and waited.</div>				

# FRIDAY

	LOOK & SAY	tyre	how	home	rode	waited
	DRAW & WRITE	<ol style="list-style-type: none"> <li>1. I drop the drum.</li> <li>2. Jane waited and waited.</li> </ol>				




MONDAY

	LOOK & SAY	tyre	how	home	rode	waited
	SOUND OUT	drain	drag	drip	drop	
		drill	drib	drab	drum	
	READ	You must not <u>drop</u> . You must not <u>drop</u> the tyre. You must not <u>drop</u> the tyre on the <u>drum</u> . You must not <u>drag</u> . You must not <u>drag</u> the <u>drum</u> home. I will be sad. I will be sad if you <u>drag</u> the <u>drum</u> home.				




TUESDAY

	WRITE	Copy the  and  words from Monday into your exercise books.				
--	-------	--	--	--	--	--



WEDNESDAY

	LOOK & SAY	tyre	how	home	rode	waited
	SOUND OUT	drain	drag	drip	drop	
		drill	drib	drab	drum	
	READ	You must not. You must not <u>drag</u> . You must not <u>drag</u> the <u>drill</u> . You must not. You must not <u>drop</u> . You must not <u>drop</u> the <u>drill</u> . You must not. You must play. You must not play with the <u>drill</u> . You must not <u>drag</u> , <u>drop</u> or play with the <u>drill</u> .				




# THURSDAY

	LOOK & SAY	tyre	how	home	rode	waited
	READ	<div></div> <div>Jane has a flat tyre! How will she get home? She can't get home with a flat tyre. Mandu rode home to get help. Jane waited and waited for Mandu. How long will she be? Jane is sad. What will she do? Will Jane get home? Jane waited and waited.</div>				

# FRIDAY

	LOOK & SAY	tyre	how	home	rode	waited
	DRAW & WRITE	<ol style="list-style-type: none"> <li>1. I drop the drum.</li> <li>2. Jane waited and waited.</li> </ol>				




MONDAY

	LOOK & SAY	tyre	how	home	rode	waited
	SOUND OUT	drain	drag	drip	drop	
		drill	drib	drab	drum	
	READ	You must not <u>drop</u> . You must not <u>drop</u> the tyre. You must not <u>drop</u> the tyre on the <u>drum</u> . You must not <u>drag</u> . You must not <u>drag</u> the <u>drum</u> home. I will be sad. I will be sad if you <u>drag</u> the <u>drum</u> home.				




TUESDAY

	WRITE	Copy the  and  words from Monday into your exercise books.				
--	-------	--	--	--	--	--



WEDNESDAY

	LOOK & SAY	tyre	how	home	rode	waited
	SOUND OUT	drain	drag	drip	drop	
		drill	drib	drab	drum	
	READ	You must not. You must not <u>drag</u> . You must not <u>drag</u> the <u>drill</u> . You must not. You must not <u>drop</u> . You must not <u>drop</u> the <u>drill</u> . You must not. You must play. You must not play with the <u>drill</u> . You must not <u>drag</u> , <u>drop</u> or play with the <u>drill</u> .				




## THURSDAY

	LOOK & SAY	tyre	how	home	rode	waited
	READ					
		<p>Jane has a flat tyre! How will she get home? She can't get home with a flat tyre. Mandu rode home to get help. Jane waited and waited for Mandu. How long will she be? Jane is sad. What will she do? Will Jane get home? Jane waited and waited.</p>				

## FRIDAY

	LOOK & SAY	tyre	how	home	rode	waited
	DRAW & WRITE	<p>1. I drop the drum. 2. Jane waited and waited.</p>				




## MONDAY

	LOOK & SAY	we	had	with	let's	tree
	SOUND OUT	tie	pie	lie	die	
		ties	pies	lies	dies	
	READ	Let's <u>tie</u> . Let's <u>tie</u> a <u>pie</u> . Let's <u>tie</u> a <u>pie</u> to the tree. Let's <u>tie</u> a <u>pie</u> to the tree in the rain. How can we <u>tie</u> ? How can we <u>tie</u> a <u>pie</u> ? How can we <u>tie</u> a <u>pie</u> to the tree? How can we <u>tie</u> a <u>pie</u> to the tree in the rain?				





## TUESDAY

	WRITE	Copy the  and  words from Monday into your exercise books.				
--	-------	--	--	--	--	--



## WEDNESDAY

	LOOK & SAY	we	had	with	let's	tree
	SOUND OUT	tie	pie	lie	die	
		ties	pies	lies	dies	
	READ	Let's set a trap. We can set a trap for the friends. We can <u>lie</u> in the tree. We can <u>lie</u> in the tree with <u>pies</u> . We can <u>lie</u> in the tree with big <u>pies</u> . The friend will sit. The friends will sit by the tree. We will drop the <u>pies</u> . We will drop the <u>pies</u> on the friends.				

# THURSDAY




	LOOK & SAY	we	had	with	let's	tree
 	READ	<div data-bbox="395 309 1098 1102">  </div> <div data-bbox="1129 271 1481 1153"> <p>Jane sat. Jane waited. Jane sat and waited. Jane was sad. Jane was sad as she sat and waited. She saw Mandu! Jane is very happy. Jane is very happy to see Mandu. Let's go home! Jane rode home. Jane rode home with Mandu. Jane hugs</p> </div> <div data-bbox="384 1153 1023 1227"> <p>Mandu. You are a good friend Mandu!</p> </div>				

# FRIDAY

	LOOK & SAY	we	had	with	let's	tree
	DRAW & WRITE	<ol style="list-style-type: none"> <li>1. We <u>tie</u> the <u>pie</u>.</li> <li>2. Jane and Mandu rode home.</li> </ol>				






## MONDAY

	LOOK & SAY	we	had	with	let's	tree
	SOUND OUT	tie	pie	lie	die	
		ties	pies	lies	dies	
	READ	Let's <u>tie</u> . Let's <u>tie</u> a <u>pie</u> . Let's <u>tie</u> a <u>pie</u> to the tree. Let's <u>tie</u> a <u>pie</u> to the tree in the rain. How can we <u>tie</u> ? How can we <u>tie</u> a <u>pie</u> ? How can we <u>tie</u> a <u>pie</u> to the tree? How can we <u>tie</u> a <u>pie</u> to the tree in the rain?				





## TUESDAY

	WRITE	Copy the  and  words from Monday into your exercise books.				
--	-------	--	--	--	--	--



## WEDNESDAY

	LOOK & SAY	we	had	with	let's	tree
	SOUND OUT	tie	pie	lie	die	
		ties	pies	lies	dies	
	READ	Let's set a trap. We can set a trap for the friends. We can <u>lie</u> in the tree. We can <u>lie</u> in the tree with <u>pies</u> . We can <u>lie</u> in the tree with big <u>pies</u> . The friend will sit. The friends will sit by the tree. We will drop the <u>pies</u> . We will drop the <u>pies</u> on the friends.				




# THURSDAY

	LOOK & SAY	we	had	with	let's	tree
 	READ	<div data-bbox="395 309 1098 1102">  </div> <div data-bbox="1129 271 1481 1153"> <p>Jane sat. Jane waited. Jane sat and waited. Jane was sad. Jane was sad as she sat and waited. She saw Mandu! Jane is very happy. Jane is very happy to see Mandu. Let's go home! Jane rode home. Jane rode home with Mandu. Jane hugs</p> </div> <div data-bbox="395 1153 1024 1227"> <p>Mandu. You are a good friend Mandu!</p> </div>				

# FRIDAY

	LOOK & SAY	we	had	with	let's	tree
	DRAW & WRITE	<ol style="list-style-type: none"> <li>1. We <u>tie</u> the <u>pie</u>.</li> <li>2. Jane and Mandu rode home.</li> </ol>				




MONDAY

	LOOK & SAY	we	had	with	let's	tree
	SOUND OUT	tie	pie	lie	die	
		ties	pies	lies	dies	
	READ	Let's <u>tie</u> . Let's <u>tie</u> a <u>pie</u> . Let's <u>tie</u> a <u>pie</u> to the tree. Let's <u>tie</u> a <u>pie</u> to the tree in the rain. How can we <u>tie</u> ? How can we <u>tie</u> a <u>pie</u> ? How can we <u>tie</u> a <u>pie</u> to the tree? How can we <u>tie</u> a <u>pie</u> to the tree in the rain?				





TUESDAY

	WRITE	Copy the  and  words from Monday into your exercise books.				
--	-------	--	--	--	--	--



WEDNESDAY

	LOOK & SAY	we	had	with	let's	tree
	SOUND OUT	tie	pie	lie	die	
		ties	pies	lies	dies	
	READ	Let's set a trap. We can set a trap for the friends. We can <u>lie</u> in the tree. We can <u>lie</u> in the tree with <u>pies</u> . We can <u>lie</u> in the tree with big <u>pies</u> . The friend will sit. The friends will sit by the tree. We will drop the <u>pies</u> . We will drop the <u>pies</u> on the friends.				




# THURSDAY

	LOOK & SAY	we	had	with	let's	tree
 	READ	<div data-bbox="395 309 1098 1102">  </div> <div data-bbox="1129 271 1481 1153"> <p>Jane sat. Jane waited. Jane sat and waited. Jane was sad. Jane was sad as she sat and waited. She saw Mandu! Jane is very happy. Jane is very happy to see Mandu. Let's go home! Jane rode home. Jane rode home with Mandu. Jane hugs</p> </div> <div data-bbox="384 1153 1023 1227"> <p>Mandu. You are a good friend Mandu!</p> </div>				

# FRIDAY

	LOOK & SAY	we	had	with	let's	tree
	DRAW & WRITE	<ol style="list-style-type: none"> <li>1. We <u>tie</u> the <u>pie</u>.</li> <li>2. Jane and Mandu rode home.</li> </ol>				




## MONDAY

	LOOK & SAY	we	had	with	let's	tree
	SOUND OUT	tie	pie	lie	die	
		ties	pies	lies	dies	
	READ	Let's <u>tie</u> . Let's <u>tie</u> a <u>pie</u> . Let's <u>tie</u> a <u>pie</u> to the tree. Let's <u>tie</u> a <u>pie</u> to the tree in the rain. How can we <u>tie</u> ? How can we <u>tie</u> a <u>pie</u> ? How can we <u>tie</u> a <u>pie</u> to the tree? How can we <u>tie</u> a <u>pie</u> to the tree in the rain?				





## TUESDAY

	WRITE	Copy the  and  words from Monday into your exercise books.				
--	-------	--	--	--	--	--



## WEDNESDAY

	LOOK & SAY	we	had	with	let's	tree
	SOUND OUT	tie	pie	lie	die	
		ties	pies	lies	dies	
	READ	Let's set a trap. We can set a trap for the friends. We can <u>lie</u> in the tree. We can <u>lie</u> in the tree with <u>pies</u> . We can <u>lie</u> in the tree with big <u>pies</u> . The friend will sit. The friends will sit by the tree. We will drop the <u>pies</u> . We will drop the <u>pies</u> on the friends.				




# THURSDAY

	LOOK & SAY	we	had	with	let's	tree
 	READ	<div data-bbox="395 309 1098 1102">  </div> <div data-bbox="1129 271 1481 1153"> <p>Jane sat. Jane waited. Jane sat and waited. Jane was sad. Jane was sad as she sat and waited. She saw Mandu! Jane is very happy. Jane is very happy to see Mandu. Let's go home! Jane rode home. Jane rode home with Mandu. Jane hugs</p> </div> <div data-bbox="384 1153 1023 1227"> <p>Mandu. You are a good friend Mandu!</p> </div>				

# FRIDAY

	LOOK & SAY	we	had	with	let's	tree
	DRAW & WRITE	<ol style="list-style-type: none"> <li>1. We <u>tie</u> the <u>pie</u>.</li> <li>2. Jane and Mandu rode home.</li> </ol>				




MONDAY

	LOOK & SAY	we	had	with	let's	tree
	SOUND OUT	tie	pie	lie	die	
		ties	pies	lies	dies	
	READ	Let's <u>tie</u> . Let's <u>tie</u> a <u>pie</u> . Let's <u>tie</u> a <u>pie</u> to the tree. Let's <u>tie</u> a <u>pie</u> to the tree in the rain. How can we <u>tie</u> ? How can we <u>tie</u> a <u>pie</u> ? How can we <u>tie</u> a <u>pie</u> to the tree? How can we <u>tie</u> a <u>pie</u> to the tree in the rain?				

TUESDAY





	WRITE	Copy the  and  words from Monday into your exercise books.				
--	-------	--	--	--	--	--

WEDNESDAY



	LOOK & SAY	we	had	with	let's	tree
	SOUND OUT	tie	pie	lie	die	
		ties	pies	lies	dies	
	READ	Let's set a trap. We can set a trap for the friends. We can <u>lie</u> in the tree. We can <u>lie</u> in the tree with <u>pies</u> . We can <u>lie</u> in the tree with big <u>pies</u> . The friend will sit. The friends will sit by the tree. We will drop the <u>pies</u> . We will drop the <u>pies</u> on the friends.				






# THURSDAY

	LOOK & SAY	we	had	with	let's	tree
 	READ	<div data-bbox="395 309 1098 1102">  </div> <div data-bbox="1129 271 1481 1153"> <p>Jane sat. Jane waited. Jane sat and waited. Jane was sad. Jane was sad as she sat and waited. She saw Mandu! Jane is very happy. Jane is very happy to see Mandu. Let's go home! Jane rode home. Jane rode home with Mandu. Jane hugs</p> </div> <div data-bbox="384 1153 1023 1227"> <p>Mandu. You are a good friend Mandu!</p> </div>				

# FRIDAY

	LOOK & SAY	we	had	with	let's	tree
	DRAW & WRITE	<ol style="list-style-type: none"> <li>1. We <u>tie</u> the <u>pie</u>.</li> <li>2. Jane and Mandu rode home.</li> </ol>				




MONDAY

	LOOK & SAY	we	had	with	let's	tree
	SOUND OUT	tie	pie	lie	die	
		ties	pies	lies	dies	
	READ	Let's <u>tie</u> . Let's <u>tie</u> a <u>pie</u> . Let's <u>tie</u> a <u>pie</u> to the tree. Let's <u>tie</u> a <u>pie</u> to the tree in the rain. How can we <u>tie</u> ? How can we <u>tie</u> a <u>pie</u> ? How can we <u>tie</u> a <u>pie</u> to the tree? How can we <u>tie</u> a <u>pie</u> to the tree in the rain?				





TUESDAY

	WRITE	Copy the  and  words from Monday into your exercise books.				
--	-------	--	--	--	--	--



WEDNESDAY

	LOOK & SAY	we	had	with	let's	tree
	SOUND OUT	tie	pie	lie	die	
		ties	pies	lies	dies	
	READ	Let's set a trap. We can set a trap for the friends. We can <u>lie</u> in the tree. We can <u>lie</u> in the tree with <u>pies</u> . We can <u>lie</u> in the tree with big <u>pies</u> . The friend will sit. The friends will sit by the tree. We will drop the <u>pies</u> . We will drop the <u>pies</u> on the friends.				




# THURSDAY

	LOOK & SAY	we	had	with	let's	tree
 	READ	<div data-bbox="395 309 1098 1102">  </div> <div data-bbox="1129 271 1481 1153"> <p>Jane sat. Jane waited. Jane sat and waited. Jane was sad. Jane was sad as she sat and waited. She saw Mandu! Jane is very happy. Jane is very happy to see Mandu. Let's go home! Jane rode home. Jane rode home with Mandu. Jane hugs</p> </div> <div data-bbox="395 1153 1098 1227"> <p>Mandu. You are a good friend Mandu!</p> </div>				

# FRIDAY

	LOOK & SAY	we	had	with	let's	tree
	DRAW & WRITE	<ol style="list-style-type: none"> <li>1. We <u>tie</u> the <u>pie</u>.</li> <li>2. Jane and Mandu rode home.</li> </ol>				




## MONDAY

	LOOK & SAY	we	had	with	let's	tree
	SOUND OUT	tie	pie	lie	die	
		ties	pies	lies	dies	
	READ	Let's <u>tie</u> . Let's <u>tie</u> a <u>pie</u> . Let's <u>tie</u> a <u>pie</u> to the tree. Let's <u>tie</u> a <u>pie</u> to the tree in the rain. How can we <u>tie</u> ? How can we <u>tie</u> a <u>pie</u> ? How can we <u>tie</u> a <u>pie</u> to the tree? How can we <u>tie</u> a <u>pie</u> to the tree in the rain?				





## TUESDAY

	WRITE	Copy the  and  words from Monday into your exercise books.				
--	-------	--	--	--	--	--



## WEDNESDAY

	LOOK & SAY	we	had	with	let's	tree
	SOUND OUT	tie	pie	lie	die	
		ties	pies	lies	dies	
	READ	Let's set a trap. We can set a trap for the friends. We can <u>lie</u> in the tree. We can <u>lie</u> in the tree with <u>pies</u> . We can <u>lie</u> in the tree with big <u>pies</u> . The friend will sit. The friends will sit by the tree. We will drop the <u>pies</u> . We will drop the <u>pies</u> on the friends.				




# THURSDAY

	LOOK & SAY	we	had	with	let's	tree
 	READ	<div data-bbox="395 309 1098 1102">  </div> <div data-bbox="1129 271 1481 1153"> <p>Jane sat. Jane waited. Jane sat and waited. Jane was sad. Jane was sad as she sat and waited. She saw Mandu! Jane is very happy. Jane is very happy to see Mandu. Let's go home! Jane rode home. Jane rode home with Mandu. Jane hugs</p> </div> <div data-bbox="384 1153 1023 1227"> <p>Mandu. You are a good friend Mandu!</p> </div>				

# FRIDAY

	LOOK & SAY	we	had	with	let's	tree
	DRAW & WRITE	<ol style="list-style-type: none"> <li>1. We <u>tie</u> the <u>pie</u>.</li> <li>2. Jane and Mandu rode home.</li> </ol>				




## MONDAY

	LOOK & SAY	we	had	with	let's	tree
	SOUND OUT	tie	pie	lie	die	
		ties	pies	lies	dies	
	READ	Let's <u>tie</u> . Let's <u>tie</u> a <u>pie</u> . Let's <u>tie</u> a <u>pie</u> to the tree. Let's <u>tie</u> a <u>pie</u> to the tree in the rain. How can we <u>tie</u> ? How can we <u>tie</u> a <u>pie</u> ? How can we <u>tie</u> a <u>pie</u> to the tree? How can we <u>tie</u> a <u>pie</u> to the tree in the rain?				

## TUESDAY





	WRITE	Copy the  and  words from Monday into your exercise books.				
--	-------	--	--	--	--	--

## WEDNESDAY



	LOOK & SAY	we	had	with	let's	tree
	SOUND OUT	tie	pie	lie	die	
		ties	pies	lies	dies	
	READ	Let's set a trap. We can set a trap for the friends. We can <u>lie</u> in the tree. We can <u>lie</u> in the tree with <u>pies</u> . We can <u>lie</u> in the tree with big <u>pies</u> . The friend will sit. The friends will sit by the tree. We will drop the <u>pies</u> . We will drop the <u>pies</u> on the friends.				



# THURSDAY




	LOOK & SAY	we	had	with	let's	tree
 	READ	<div data-bbox="395 309 1098 1102">  </div> <div data-bbox="1129 271 1481 1153"> <p>Jane sat. Jane waited. Jane sat and waited. Jane was sad. Jane was sad as she sat and waited. She saw Mandu! Jane is very happy. Jane is very happy to see Mandu. Let's go home! Jane rode home. Jane rode home with Mandu. Jane hugs</p> </div> <div data-bbox="384 1153 1023 1227"> <p>Mandu. You are a good friend Mandu!</p> </div>				

# FRIDAY

	LOOK & SAY	we	had	with	let's	tree
	DRAW & WRITE	<ol style="list-style-type: none"> <li>1. We <u>tie</u> the <u>pie</u>.</li> <li>2. Jane and Mandu rode home.</li> </ol>				






## MONDAY

	LOOK & SAY	we	had	with	let's	tree
	SOUND OUT	tie	pie	lie	die	
		ties	pies	lies	dies	
	READ	Let's <u>tie</u> . Let's <u>tie</u> a <u>pie</u> . Let's <u>tie</u> a <u>pie</u> to the tree. Let's <u>tie</u> a <u>pie</u> to the tree in the rain. How can we <u>tie</u> ? How can we <u>tie</u> a <u>pie</u> ? How can we <u>tie</u> a <u>pie</u> to the tree? How can we <u>tie</u> a <u>pie</u> to the tree in the rain?				





## TUESDAY

	WRITE	Copy the  and  words from Monday into your exercise books.				
--	-------	--	--	--	--	--



## WEDNESDAY

	LOOK & SAY	we	had	with	let's	tree
	SOUND OUT	tie	pie	lie	die	
		ties	pies	lies	dies	
	READ	Let's set a trap. We can set a trap for the friends. We can <u>lie</u> in the tree. We can <u>lie</u> in the tree with <u>pies</u> . We can <u>lie</u> in the tree with big <u>pies</u> . The friend will sit. The friends will sit by the tree. We will drop the <u>pies</u> . We will drop the <u>pies</u> on the friends.				




# THURSDAY

	LOOK & SAY	we	had	with	let's	tree
 	READ	<div data-bbox="395 309 1098 1102">  </div> <div data-bbox="1129 271 1481 1153"> <p>Jane sat. Jane waited. Jane sat and waited. Jane was sad. Jane was sad as she sat and waited. She saw Mandu! Jane is very happy. Jane is very happy to see Mandu. Let's go home! Jane rode home. Jane rode home with Mandu. Jane hugs</p> </div> <div data-bbox="384 1153 1023 1227"> <p>Mandu. You are a good friend Mandu!</p> </div>				

# FRIDAY

	LOOK & SAY	we	had	with	let's	tree
	DRAW & WRITE	<ol style="list-style-type: none"> <li>1. We <u>tie</u> the <u>pie</u>.</li> <li>2. Jane and Mandu rode home.</li> </ol>				




## MONDAY

	LOOK & SAY	we	had	with	let's	tree
	SOUND OUT	tie	pie	lie	die	
		ties	pies	lies	dies	
	READ	Let's <u>tie</u> . Let's <u>tie</u> a <u>pie</u> . Let's <u>tie</u> a <u>pie</u> to the tree. Let's <u>tie</u> a <u>pie</u> to the tree in the rain. How can we <u>tie</u> ? How can we <u>tie</u> a <u>pie</u> ? How can we <u>tie</u> a <u>pie</u> to the tree? How can we <u>tie</u> a <u>pie</u> to the tree in the rain?				





## TUESDAY

	WRITE	Copy the  and  words from Monday into your exercise books.				
--	-------	--	--	--	--	--



## WEDNESDAY

	LOOK & SAY	we	had	with	let's	tree
	SOUND OUT	tie	pie	lie	die	
		ties	pies	lies	dies	
	READ	Let's set a trap. We can set a trap for the friends. We can <u>lie</u> in the tree. We can <u>lie</u> in the tree with <u>pies</u> . We can <u>lie</u> in the tree with big <u>pies</u> . The friend will sit. The friends will sit by the tree. We will drop the <u>pies</u> . We will drop the <u>pies</u> on the friends.				




# THURSDAY

	LOOK & SAY	we	had	with	let's	tree
 	READ	 <p>Jane sat. Jane waited. Jane sat and waited. Jane was sad. Jane was sad as she sat and waited. She saw Mandu! Jane is very happy. Jane is very happy to see Mandu. Let's go home! Jane rode home. Jane rode home with Mandu. Jane hugs Mandu. You are a good friend Mandu!</p>				

# FRIDAY

	LOOK & SAY	we	had	with	let's	tree
	DRAW & WRITE	<p>1. We <u>tie</u> the <u>pie</u>.</p> <p>2. Jane and Mandu rode home.</p>				




## MONDAY

	LOOK & SAY	we	had	with	let's	tree
	SOUND OUT	tie	pie	lie	die	
		ties	pies	lies	dies	
	READ	Let's <u>tie</u> . Let's <u>tie</u> a <u>pie</u> . Let's <u>tie</u> a <u>pie</u> to the tree. Let's <u>tie</u> a <u>pie</u> to the tree in the rain. How can we <u>tie</u> ? How can we <u>tie</u> a <u>pie</u> ? How can we <u>tie</u> a <u>pie</u> to the tree? How can we <u>tie</u> a <u>pie</u> to the tree in the rain?				





## TUESDAY

	WRITE	Copy the  and  words from Monday into your exercise books.				
--	-------	--	--	--	--	--



## WEDNESDAY

	LOOK & SAY	we	had	with	let's	tree
	SOUND OUT	tie	pie	lie	die	
		ties	pies	lies	dies	
	READ	Let's set a trap. We can set a trap for the friends. We can <u>lie</u> in the tree. We can <u>lie</u> in the tree with <u>pies</u> . We can <u>lie</u> in the tree with big <u>pies</u> . The friend will sit. The friends will sit by the tree. We will drop the <u>pies</u> . We will drop the <u>pies</u> on the friends.				




# THURSDAY

	LOOK & SAY	we	had	with	let's	tree
 	READ	<div data-bbox="395 309 1098 1102">  </div> <div data-bbox="1125 277 1449 1153"> <p>Jane sat. Jane waited. Jane sat and waited. Jane was sad. Jane was sad as she sat and waited. She saw Mandu! Jane is very happy. Jane is very happy to see Mandu. Let's go home! Jane rode home. Jane rode home with Mandu. Jane hugs</p> </div> <div data-bbox="384 1160 1023 1218"> <p>Mandu. You are a good friend Mandu!</p> </div>				

# FRIDAY

	LOOK & SAY	we	had	with	let's	tree
	DRAW & WRITE	<ol style="list-style-type: none"> <li>1. We <u>tie</u> the <u>pie</u>.</li> <li>2. Jane and Mandu rode home.</li> </ol>				




## MONDAY

	LOOK & SAY	we	had	with	let's	tree
	SOUND OUT	tie	pie	lie	die	
		ties	pies	lies	dies	
	READ	Let's <u>tie</u> . Let's <u>tie</u> a <u>pie</u> . Let's <u>tie</u> a <u>pie</u> to the tree. Let's <u>tie</u> a <u>pie</u> to the tree in the rain. How can we <u>tie</u> ? How can we <u>tie</u> a <u>pie</u> ? How can we <u>tie</u> a <u>pie</u> to the tree? How can we <u>tie</u> a <u>pie</u> to the tree in the rain?				

## TUESDAY





	WRITE	Copy the  and  words from Monday into your exercise books.				
--	-------	--	--	--	--	--

## WEDNESDAY



	LOOK & SAY	we	had	with	let's	tree
	SOUND OUT	tie	pie	lie	die	
		ties	pies	lies	dies	
	READ	Let's set a trap. We can set a trap for the friends. We can <u>lie</u> in the tree. We can <u>lie</u> in the tree with <u>pies</u> . We can <u>lie</u> in the tree with big <u>pies</u> . The friend will sit. The friends will sit by the tree. We will drop the <u>pies</u> . We will drop the <u>pies</u> on the friends.				






# THURSDAY

	LOOK & SAY	we	had	with	let's	tree
 	READ	<div data-bbox="395 309 1098 1102">  </div> <div data-bbox="1129 271 1449 1153"> <p>Jane sat. Jane waited. Jane sat and waited. Jane was sad. Jane was sad as she sat and waited. She saw Mandu! Jane is very happy. Jane is very happy to see Mandu. Let's go home! Jane rode home. Jane rode home with Mandu. Jane hugs</p> </div> <div data-bbox="384 1160 1023 1211"> <p>Mandu. You are a good friend Mandu!</p> </div>				

# FRIDAY

	LOOK & SAY	we	had	with	let's	tree
	DRAW & WRITE	<ol style="list-style-type: none"> <li>1. We <u>tie</u> the <u>pie</u>.</li> <li>2. Jane and Mandu rode home.</li> </ol>				




## MONDAY

	LOOK & SAY	we	had	with	let's	tree
	SOUND OUT	tie	pie	lie	die	
		ties	pies	lies	dies	
	READ	Let's <u>tie</u> . Let's <u>tie</u> a <u>pie</u> . Let's <u>tie</u> a <u>pie</u> to the tree. Let's <u>tie</u> a <u>pie</u> to the tree in the rain. How can we <u>tie</u> ? How can we <u>tie</u> a <u>pie</u> ? How can we <u>tie</u> a <u>pie</u> to the tree? How can we <u>tie</u> a <u>pie</u> to the tree in the rain?				





## TUESDAY

	WRITE	Copy the  and  words from Monday into your exercise books.				
--	-------	--	--	--	--	--



## WEDNESDAY

	LOOK & SAY	we	had	with	let's	tree
	SOUND OUT	tie	pie	lie	die	
		ties	pies	lies	dies	
	READ	Let's set a trap. We can set a trap for the friends. We can <u>lie</u> in the tree. We can <u>lie</u> in the tree with <u>pies</u> . We can <u>lie</u> in the tree with big <u>pies</u> . The friend will sit. The friends will sit by the tree. We will drop the <u>pies</u> . We will drop the <u>pies</u> on the friends.				




# THURSDAY

	LOOK & SAY	we	had	with	let's	tree
 	READ	<div data-bbox="395 309 1098 1102">  </div> <div data-bbox="1129 271 1481 1153"> <p>Jane sat. Jane waited. Jane sat and waited. Jane was sad. Jane was sad as she sat and waited. She saw Mandu! Jane is very happy. Jane is very happy to see Mandu. Let's go home! Jane rode home. Jane rode home with Mandu. Jane hugs</p> </div> <div data-bbox="384 1153 1023 1227"> <p>Mandu. You are a good friend Mandu!</p> </div>				

# FRIDAY

	LOOK & SAY	we	had	with	let's	tree
	DRAW & WRITE	<ol style="list-style-type: none"> <li>1. We <u>tie</u> the <u>pie</u>.</li> <li>2. Jane and Mandu rode home.</li> </ol>				




## MONDAY

	LOOK & SAY	we	had	with	let's	tree
	SOUND OUT	tie	pie	lie	die	
		ties	pies	lies	dies	
	READ	Let's <u>tie</u> . Let's <u>tie</u> a <u>pie</u> . Let's <u>tie</u> a <u>pie</u> to the tree. Let's <u>tie</u> a <u>pie</u> to the tree in the rain. How can we <u>tie</u> ? How can we <u>tie</u> a <u>pie</u> ? How can we <u>tie</u> a <u>pie</u> to the tree? How can we <u>tie</u> a <u>pie</u> to the tree in the rain?				





## TUESDAY

	WRITE	Copy the  and  words from Monday into your exercise books.				
--	-------	--	--	--	--	--



## WEDNESDAY

	LOOK & SAY	we	had	with	let's	tree
	SOUND OUT	tie	pie	lie	die	
		ties	pies	lies	dies	
	READ	Let's set a trap. We can set a trap for the friends. We can <u>lie</u> in the tree. We can <u>lie</u> in the tree with <u>pies</u> . We can <u>lie</u> in the tree with big <u>pies</u> . The friend will sit. The friends will sit by the tree. We will drop the <u>pies</u> . We will drop the <u>pies</u> on the friends.				




# THURSDAY

	LOOK & SAY	we	had	with	let's	tree
 	READ	<div data-bbox="395 309 1098 1102">  </div> <div data-bbox="1129 271 1481 1153"> <p>Jane sat. Jane waited. Jane sat and waited. Jane was sad. Jane was sad as she sat and waited. She saw Mandu! Jane is very happy. Jane is very happy to see Mandu. Let's go home! Jane rode home. Jane rode home with Mandu. Jane hugs</p> </div> <div data-bbox="384 1153 1023 1227"> <p>Mandu. You are a good friend Mandu!</p> </div>				

# FRIDAY

	LOOK & SAY	we	had	with	let's	tree
	DRAW & WRITE	<ol style="list-style-type: none"> <li>1. We <u>tie</u> the <u>pie</u>.</li> <li>2. Jane and Mandu rode home.</li> </ol>				




## MONDAY

	LOOK & SAY	we	had	with	let's	tree
	SOUND OUT	tie	pie	lie	die	
		ties	pies	lies	dies	
	READ	Let's <u>tie</u> . Let's <u>tie</u> a <u>pie</u> . Let's <u>tie</u> a <u>pie</u> to the tree. Let's <u>tie</u> a <u>pie</u> to the tree in the rain. How can we <u>tie</u> ? How can we <u>tie</u> a <u>pie</u> ? How can we <u>tie</u> a <u>pie</u> to the tree? How can we <u>tie</u> a <u>pie</u> to the tree in the rain?				

## TUESDAY





	WRITE	Copy the  and  words from Monday into your exercise books.				
--	-------	--	--	--	--	--

## WEDNESDAY



	LOOK & SAY	we	had	with	let's	tree
	SOUND OUT	tie	pie	lie	die	
		ties	pies	lies	dies	
	READ	Let's set a trap. We can set a trap for the friends. We can <u>lie</u> in the tree. We can <u>lie</u> in the tree with <u>pies</u> . We can <u>lie</u> in the tree with big <u>pies</u> . The friend will sit. The friends will sit by the tree. We will drop the <u>pies</u> . We will drop the <u>pies</u> on the friends.				



# THURSDAY




	LOOK & SAY	we	had	with	let's	tree
 	READ	<div data-bbox="395 309 1098 1102">  </div> <div data-bbox="1129 271 1449 1153"> <p>Jane sat. Jane waited. Jane sat and waited. Jane was sad. Jane was sad as she sat and waited. She saw Mandu! Jane is very happy. Jane is very happy to see Mandu. Let's go home! Jane rode home. Jane rode home with Mandu. Jane hugs</p> </div> <div data-bbox="384 1160 1023 1214"> <p>Mandu. You are a good friend Mandu!</p> </div>				

# FRIDAY

	LOOK & SAY	we	had	with	let's	tree
	DRAW & WRITE	<ol style="list-style-type: none"> <li>1. We <u>tie</u> the <u>pie</u>.</li> <li>2. Jane and Mandu rode home.</li> </ol>				






## MONDAY

	LOOK & SAY	we	had	with	let's	tree
	SOUND OUT	tie	pie	lie	die	
		ties	pies	lies	dies	
	READ	Let's <u>tie</u> . Let's <u>tie</u> a <u>pie</u> . Let's <u>tie</u> a <u>pie</u> to the tree. Let's <u>tie</u> a <u>pie</u> to the tree in the rain. How can we <u>tie</u> ? How can we <u>tie</u> a <u>pie</u> ? How can we <u>tie</u> a <u>pie</u> to the tree? How can we <u>tie</u> a <u>pie</u> to the tree in the rain?				





## TUESDAY

	WRITE	Copy the  and  words from Monday into your exercise books.				
--	-------	--	--	--	--	--



## WEDNESDAY

	LOOK & SAY	we	had	with	let's	tree
	SOUND OUT	tie	pie	lie	die	
		ties	pies	lies	dies	
	READ	Let's set a trap. We can set a trap for the friends. We can <u>lie</u> in the tree. We can <u>lie</u> in the tree with <u>pies</u> . We can <u>lie</u> in the tree with big <u>pies</u> . The friend will sit. The friends will sit by the tree. We will drop the <u>pies</u> . We will drop the <u>pies</u> on the friends.				




# THURSDAY

	LOOK & SAY	we	had	with	let's	tree
 	READ	<div data-bbox="395 309 1098 1102">  </div> <div data-bbox="1129 271 1481 1153"> <p>Jane sat. Jane waited. Jane sat and waited. Jane was sad. Jane was sad as she sat and waited. She saw Mandu! Jane is very happy. Jane is very happy to see Mandu. Let's go home! Jane rode home. Jane rode home with Mandu. Jane hugs</p> </div> <div data-bbox="384 1153 1023 1227"> <p>Mandu. You are a good friend Mandu!</p> </div>				

# FRIDAY

	LOOK & SAY	we	had	with	let's	tree
	DRAW & WRITE	<ol style="list-style-type: none"> <li>1. We <u>tie</u> the <u>pie</u>.</li> <li>2. Jane and Mandu rode home.</li> </ol>				




## MONDAY

	LOOK & SAY	we	had	with	let's	tree
	SOUND OUT	tie	pie	lie	die	
		ties	pies	lies	dies	
	READ	Let's <u>tie</u> . Let's <u>tie</u> a <u>pie</u> . Let's <u>tie</u> a <u>pie</u> to the tree. Let's <u>tie</u> a <u>pie</u> to the tree in the rain. How can we <u>tie</u> ? How can we <u>tie</u> a <u>pie</u> ? How can we <u>tie</u> a <u>pie</u> to the tree? How can we <u>tie</u> a <u>pie</u> to the tree in the rain?				





## TUESDAY

	WRITE	Copy the  and  words from Monday into your exercise books.				
--	-------	--	--	--	--	--



## WEDNESDAY

	LOOK & SAY	we	had	with	let's	tree
	SOUND OUT	tie	pie	lie	die	
		ties	pies	lies	dies	
	READ	Let's set a trap. We can set a trap for the friends. We can <u>lie</u> in the tree. We can <u>lie</u> in the tree with <u>pies</u> . We can <u>lie</u> in the tree with big <u>pies</u> . The friend will sit. The friends will sit by the tree. We will drop the <u>pies</u> . We will drop the <u>pies</u> on the friends.				




# THURSDAY

	LOOK & SAY	we	had	with	let's	tree
 	READ	<div data-bbox="395 309 1098 1102">  </div> <div data-bbox="1129 271 1481 1153"> <p>Jane sat. Jane waited. Jane sat and waited. Jane was sad. Jane was sad as she sat and waited. She saw Mandu! Jane is very happy. Jane is very happy to see Mandu. Let's go home! Jane rode home. Jane rode home with Mandu. Jane hugs</p> </div> <div data-bbox="384 1153 1023 1227"> <p>Mandu. You are a good friend Mandu!</p> </div>				

# FRIDAY

	LOOK & SAY	we	had	with	let's	tree
	DRAW & WRITE	<ol style="list-style-type: none"> <li>1. We <u>tie</u> the <u>pie</u>.</li> <li>2. Jane and Mandu rode home.</li> </ol>				




## MONDAY

	LOOK & SAY	we	had	with	let's	tree
	SOUND OUT	tie	pie	lie	die	
		ties	pies	lies	dies	
	READ	Let's <u>tie</u> . Let's <u>tie</u> a <u>pie</u> . Let's <u>tie</u> a <u>pie</u> to the tree. Let's <u>tie</u> a <u>pie</u> to the tree in the rain. How can we <u>tie</u> ? How can we <u>tie</u> a <u>pie</u> ? How can we <u>tie</u> a <u>pie</u> to the tree? How can we <u>tie</u> a <u>pie</u> to the tree in the rain?				





## TUESDAY

	WRITE	Copy the  and  words from Monday into your exercise books.				
--	-------	--	--	--	--	--



## WEDNESDAY

	LOOK & SAY	we	had	with	let's	tree
	SOUND OUT	tie	pie	lie	die	
		ties	pies	lies	dies	
	READ	Let's set a trap. We can set a trap for the friends. We can <u>lie</u> in the tree. We can <u>lie</u> in the tree with <u>pies</u> . We can <u>lie</u> in the tree with big <u>pies</u> . The friend will sit. The friends will sit by the tree. We will drop the <u>pies</u> . We will drop the <u>pies</u> on the friends.				




# THURSDAY

	LOOK & SAY	we	had	with	let's	tree
 	READ	<div data-bbox="395 309 1098 1102">  </div> <div data-bbox="1129 271 1481 1153"> <p>Jane sat. Jane waited. Jane sat and waited. Jane was sad. Jane was sad as she sat and waited. She saw Mandu! Jane is very happy. Jane is very happy to see Mandu. Let's go home! Jane rode home. Jane rode home with Mandu. Jane hugs</p> </div> <div data-bbox="384 1153 1023 1227"> <p>Mandu. You are a good friend Mandu!</p> </div>				

# FRIDAY

	LOOK & SAY	we	had	with	let's	tree
	DRAW & WRITE	<ol style="list-style-type: none"> <li>1. We <u>tie</u> the <u>pie</u>.</li> <li>2. Jane and Mandu rode home.</li> </ol>				




MONDAY

	LOOK & SAY	we	had	with	let's	tree
	SOUND OUT	tie	pie	lie	die	
		ties	pies	lies	dies	
	READ	Let's <u>tie</u> . Let's <u>tie</u> a <u>pie</u> . Let's <u>tie</u> a <u>pie</u> to the tree. Let's <u>tie</u> a <u>pie</u> to the tree in the rain. How can we <u>tie</u> ? How can we <u>tie</u> a <u>pie</u> ? How can we <u>tie</u> a <u>pie</u> to the tree? How can we <u>tie</u> a <u>pie</u> to the tree in the rain?				

TUESDAY





	WRITE	Copy the  and  words from Monday into your exercise books.				
--	-------	--	--	--	--	--

WEDNESDAY



	LOOK & SAY	we	had	with	let's	tree
	SOUND OUT	tie	pie	lie	die	
		ties	pies	lies	dies	
	READ	Let's set a trap. We can set a trap for the friends. We can <u>lie</u> in the tree. We can <u>lie</u> in the tree with <u>pies</u> . We can <u>lie</u> in the tree with big <u>pies</u> . The friend will sit. The friends will sit by the tree. We will drop the <u>pies</u> . We will drop the <u>pies</u> on the friends.				






# THURSDAY

	LOOK & SAY	we	had	with	let's	tree
 	READ	<div data-bbox="395 309 1098 1102">  </div> <div data-bbox="1129 271 1481 1153"> <p>Jane sat. Jane waited. Jane sat and waited. Jane was sad. Jane was sad as she sat and waited. She saw Mandu! Jane is very happy. Jane is very happy to see Mandu. Let's go home! Jane rode home. Jane rode home with Mandu. Jane hugs</p> </div> <div data-bbox="384 1153 1023 1227"> <p>Mandu. You are a good friend Mandu!</p> </div>				

# FRIDAY

	LOOK & SAY	we	had	with	let's	tree
	DRAW & WRITE	<ol style="list-style-type: none"> <li>1. We <u>tie</u> the <u>pie</u>.</li> <li>2. Jane and Mandu rode home.</li> </ol>				




MONDAY

	LOOK & SAY	we	had	with	let's	tree
	SOUND OUT	tie	pie	lie	die	
		ties	pies	lies	dies	
	READ	Let's <u>tie</u> . Let's <u>tie</u> a <u>pie</u> . Let's <u>tie</u> a <u>pie</u> to the tree. Let's <u>tie</u> a <u>pie</u> to the tree in the rain. How can we <u>tie</u> ? How can we <u>tie</u> a <u>pie</u> ? How can we <u>tie</u> a <u>pie</u> to the tree? How can we <u>tie</u> a <u>pie</u> to the tree in the rain?				





TUESDAY

	WRITE	Copy the  and  words from Monday into your exercise books.				
--	-------	--	--	--	--	--



WEDNESDAY

	LOOK & SAY	we	had	with	let's	tree
	SOUND OUT	tie	pie	lie	die	
		ties	pies	lies	dies	
	READ	Let's set a trap. We can set a trap for the friends. We can <u>lie</u> in the tree. We can <u>lie</u> in the tree with <u>pies</u> . We can <u>lie</u> in the tree with big <u>pies</u> . The friend will sit. The friends will sit by the tree. We will drop the <u>pies</u> . We will drop the <u>pies</u> on the friends.				




# THURSDAY

	LOOK & SAY	we	had	with	let's	tree
 	READ	<div data-bbox="395 309 1098 1102">  </div> <div data-bbox="1129 271 1481 1153"> <p>Jane sat. Jane waited. Jane sat and waited. Jane was sad. Jane was sad as she sat and waited. She saw Mandu! Jane is very happy. Jane is very happy to see Mandu. Let's go home! Jane rode home. Jane rode home with Mandu. Jane hugs</p> </div> <div data-bbox="384 1153 1023 1227"> <p>Mandu. You are a good friend Mandu!</p> </div>				

# FRIDAY

	LOOK & SAY	we	had	with	let's	tree
	DRAW & WRITE	<ol style="list-style-type: none"> <li>1. We <u>tie</u> the <u>pie</u>.</li> <li>2. Jane and Mandu rode home.</li> </ol>				




## MONDAY

	LOOK & SAY	please	half	garden	bike	idea
	SOUND OUT	grain	groan	grab	grub	
		grin	grip	grill	grid	
	READ	Please can I sit? Please can I sit on the bike? I will not <u>grab</u> . I will not <u>grab</u> the bike. I will <u>grin</u> . I will <u>grin</u> on the bike. I will <u>grin</u> if I sit on the bike. I will not <u>groan</u> . I will <u>groan</u> on the bike. I will not <u>groan</u> if I sit on the bike.				





## TUESDAY

	WRITE	Copy the  and  words from Monday into your exercise books.				
--	-------	--	--	--	--	--



## WEDNESDAY

	LOOK & SAY	please	half	garden	bike	idea
	SOUND OUT	grain	groan	grab	grub	
		grin	grip	grill	grid	
	READ	I will not <u>grab</u> . I will not <u>grab</u> the <u>grub</u> . I will not <u>grab</u> the <u>grub</u> in the garden. I will not <u>grip</u> . I will not <u>grip</u> the <u>grub</u> . I will not <u>grip</u> the <u>grub</u> in the garden. I will help. I will help the <u>grub</u> . I will help the <u>grub</u> in the garden.				




# THURSDAY

	LOOK & SAY	please	half	garden	bike	idea
 	READ	 <p>Marie has a wish. Marie has a wish for a bike. Her friend Busi has a bike. What can Marie do? How can Marie get a bike? Marie has an idea. Marie will help in the garden. Busi and Marie help dad in the garden. It is very hot. Busi and Marie will not <u>groan</u>. Busi and Marie will <u>grin</u> and help.</p>				

# FRIDAY

	LOOK & SAY	please	half	garden	bike	idea
	DRAW & WRITE	<ol style="list-style-type: none"> <li>1. I <u>grab</u> a <u>grub</u>.</li> <li>2. Busi and Marie help in the garden.</li> </ol>				




## MONDAY

	LOOK & SAY	please	half	garden	bike	idea
	SOUND OUT	grain	groan	grab	grub	
		grin	grip	grill	grid	
	READ	Please can I sit? Please can I sit on the bike? I will not <u>grab</u> . I will not <u>grab</u> the bike. I will <u>grin</u> . I will <u>grin</u> on the bike. I will <u>grin</u> if I sit on the bike. I will not <u>groan</u> . I will <u>groan</u> on the bike. I will not <u>groan</u> if I sit on the bike.				

## TUESDAY





	WRITE	Copy the  and  words from Monday into your exercise books.
--	-------	--

## WEDNESDAY



	LOOK & SAY	please	half	garden	bike	idea
	SOUND OUT	grain	groan	grab	grub	
		grin	grip	grill	grid	
	READ	I will not <u>grab</u> . I will not <u>grab</u> the <u>grub</u> . I will not <u>grab</u> the <u>grub</u> in the garden. I will not <u>grip</u> . I will not <u>grip</u> the <u>grub</u> . I will not <u>grip</u> the <u>grub</u> in the garden. I will help. I will help the <u>grub</u> . I will help the <u>grub</u> in the garden.				



# THURSDAY




	LOOK & SAY	please	half	garden	bike	idea
 	READ	 <p>Marie has a wish. Marie has a wish for a bike. Her friend Busi has a bike. What can Marie do? How can Marie get a bike? Marie has an idea. Marie will help in the garden. Busi and Marie help dad in the garden. It is very hot. Busi and Marie will not <u>groan</u>. Busi and Marie will <u>grin</u> and help.</p>				

# FRIDAY

	LOOK & SAY	please	half	garden	bike	idea
	DRAW & WRITE	<ol style="list-style-type: none"> <li>1. I <u>grab</u> a <u>grub</u>.</li> <li>2. Busi and Marie help in the garden.</li> </ol>				






MONDAY

	LOOK & SAY	please	half	garden	bike	idea
	SOUND OUT	grain	groan	grab	grub	
		grin	grip	grill	grid	
	READ	Please can I sit? Please can I sit on the bike? I will not <u>grab</u> . I will not <u>grab</u> the bike. I will <u>grin</u> . I will <u>grin</u> on the bike. I will <u>grin</u> if I sit on the bike. I will not <u>groan</u> . I will <u>groan</u> on the bike. I will not <u>groan</u> if I sit on the bike.				





TUESDAY

	WRITE	Copy the  and  words from Monday into your exercise books.				
--	-------	--	--	--	--	--



WEDNESDAY

	LOOK & SAY	please	half	garden	bike	idea
	SOUND OUT	grain	groan	grab	grub	
		grin	grip	grill	grid	
	READ	I will not <u>grab</u> . I will not <u>grab</u> the <u>grub</u> . I will not <u>grab</u> the <u>grub</u> in the garden. I will not <u>grip</u> . I will not <u>grip</u> the <u>grub</u> . I will not <u>grip</u> the <u>grub</u> in the garden. I will help. I will help the <u>grub</u> . I will help the <u>grub</u> in the garden.				




# THURSDAY

	LOOK & SAY	please	half	garden	bike	idea
 	READ	 <p>Marie has a wish. Marie has a wish for a bike. Her friend Busi has a bike. What can Marie do? How can Marie get a bike? Marie has an idea. Marie will help in the garden. Busi and Marie help dad in the garden. It is very hot. Busi and Marie will not <u>groan</u>. Busi and Marie will <u>grin</u> and help.</p>				

# FRIDAY

	LOOK & SAY	please	half	garden	bike	idea
	DRAW & WRITE	<ol style="list-style-type: none"> <li>1. I <u>grab</u> a <u>grub</u>.</li> <li>2. Busi and Marie help in the garden.</li> </ol>				




## MONDAY

	LOOK & SAY	please	half	garden	bike	idea
	SOUND OUT	grain	groan	grab	grub	
		grin	grip	grill	grid	
	READ	Please can I sit? Please can I sit on the bike? I will not <u>grab</u> . I will not <u>grab</u> the bike. I will <u>grin</u> . I will <u>grin</u> on the bike. I will <u>grin</u> if I sit on the bike. I will not <u>groan</u> . I will <u>groan</u> on the bike. I will not <u>groan</u> if I sit on the bike.				





## TUESDAY

	WRITE	Copy the  and  words from Monday into your exercise books.				
--	-------	--	--	--	--	--



## WEDNESDAY

	LOOK & SAY	please	half	garden	bike	idea
	SOUND OUT	grain	groan	grab	grub	
		grin	grip	grill	grid	
	READ	I will not <u>grab</u> . I will not <u>grab</u> the <u>grub</u> . I will not <u>grab</u> the <u>grub</u> in the garden. I will not <u>grip</u> . I will not <u>grip</u> the <u>grub</u> . I will not <u>grip</u> the <u>grub</u> in the garden. I will help. I will help the <u>grub</u> . I will help the <u>grub</u> in the garden.				




# THURSDAY

	LOOK & SAY	please	half	garden	bike	idea
 	READ	 <p>Marie has a wish. Marie has a wish for a bike. Her friend Busi has a bike. What can Marie do? How can Marie get a bike? Marie has an idea. Marie will help in the garden. Busi and Marie help dad in the garden. It is very hot. Busi and Marie will not <u>groan</u>. Busi and Marie will <u>grin</u> and help.</p>				

# FRIDAY

	LOOK & SAY	please	half	garden	bike	idea
	DRAW & WRITE	<ol style="list-style-type: none"> <li>1. I <u>grab</u> a <u>grub</u>.</li> <li>2. Busi and Marie help in the garden.</li> </ol>				




MONDAY

	LOOK & SAY	please	half	garden	bike	idea
	SOUND OUT	grain	groan	grab	grub	
		grin	grip	grill	grid	
	READ	Please can I sit? Please can I sit on the bike? I will not <u>grab</u> . I will not <u>grab</u> the bike. I will <u>grin</u> . I will <u>grin</u> on the bike. I will <u>grin</u> if I sit on the bike. I will not <u>groan</u> . I will <u>groan</u> on the bike. I will not <u>groan</u> if I sit on the bike.				





TUESDAY

	WRITE	Copy the  and  words from Monday into your exercise books.				
--	-------	--	--	--	--	--



WEDNESDAY

	LOOK & SAY	please	half	garden	bike	idea
	SOUND OUT	grain	groan	grab	grub	
		grin	grip	grill	grid	
	READ	I will not <u>grab</u> . I will not <u>grab</u> the <u>grub</u> . I will not <u>grab</u> the <u>grub</u> in the garden. I will not <u>grip</u> . I will not <u>grip</u> the <u>grub</u> . I will not <u>grip</u> the <u>grub</u> in the garden. I will help. I will help the <u>grub</u> . I will help the <u>grub</u> in the garden.				




# THURSDAY

	LOOK & SAY	please	half	garden	bike	idea
 	READ	 <p>Marie has a wish. Marie has a wish for a bike. Her friend Busi has a bike. What can Marie do? How can Marie get a bike? Marie has an idea. Marie will help in the garden. Busi and Marie help dad in the garden. It is very hot. Busi and Marie will not <u>groan</u>. Busi and Marie will <u>grin</u> and help.</p>				

# FRIDAY

	LOOK & SAY	please	half	garden	bike	idea
	DRAW & WRITE	<ol style="list-style-type: none"> <li>1. I <u>grab</u> a <u>grub</u>.</li> <li>2. Busi and Marie help in the garden.</li> </ol>				




## MONDAY

	LOOK & SAY	please	half	garden	bike	idea
	SOUND OUT	grain	groan	grab	grub	
		grin	grip	grill	grid	
	READ	Please can I sit? Please can I sit on the bike? I will not <u>grab</u> . I will not <u>grab</u> the bike. I will <u>grin</u> . I will <u>grin</u> on the bike. I will <u>grin</u> if I sit on the bike. I will not <u>groan</u> . I will <u>groan</u> on the bike. I will not <u>groan</u> if I sit on the bike.				

## TUESDAY





	WRITE	Copy the  and  words from Monday into your exercise books.				
--	-------	--	--	--	--	--

## WEDNESDAY



	LOOK & SAY	please	half	garden	bike	idea
	SOUND OUT	grain	groan	grab	grub	
		grin	grip	grill	grid	
	READ	I will not <u>grab</u> . I will not <u>grab</u> the <u>grub</u> . I will not <u>grab</u> the <u>grub</u> in the garden. I will not <u>grip</u> . I will not <u>grip</u> the <u>grub</u> . I will not <u>grip</u> the <u>grub</u> in the garden. I will help. I will help the <u>grub</u> . I will help the <u>grub</u> in the garden.				






# THURSDAY

	LOOK & SAY	please	half	garden	bike	idea
 	READ	 <p>Marie has a wish. Marie has a wish for a bike. Her friend Busi has a bike. What can Marie do? How can Marie get a bike? Marie has an idea. Marie will help in the garden. Busi and Marie help dad in the garden. It is very hot. Busi and Marie will not <u>groan</u>. Busi and Marie will <u>grin</u> and help.</p>				

# FRIDAY

	LOOK & SAY	please	half	garden	bike	idea
	DRAW & WRITE	<ol style="list-style-type: none"> <li>1. I <u>grab</u> a <u>grub</u>.</li> <li>2. Busi and Marie help in the garden.</li> </ol>				




MONDAY

	LOOK & SAY	please	half	garden	bike	idea
	SOUND OUT	grain	groan	grab	grub	
		grin	grip	grill	grid	
	READ	Please can I sit? Please can I sit on the bike? I will not <u>grab</u> . I will not <u>grab</u> the bike. I will <u>grin</u> . I will <u>grin</u> on the bike. I will <u>grin</u> if I sit on the bike. I will not <u>groan</u> . I will <u>groan</u> on the bike. I will not <u>groan</u> if I sit on the bike.				





TUESDAY

	WRITE	Copy the  and  words from Monday into your exercise books.				
--	-------	--	--	--	--	--



WEDNESDAY

	LOOK & SAY	please	half	garden	bike	idea
	SOUND OUT	grain	groan	grab	grub	
		grin	grip	grill	grid	
	READ	I will not <u>grab</u> . I will not <u>grab</u> the <u>grub</u> . I will not <u>grab</u> the <u>grub</u> in the garden. I will not <u>grip</u> . I will not <u>grip</u> the <u>grub</u> . I will not <u>grip</u> the <u>grub</u> in the garden. I will help. I will help the <u>grub</u> . I will help the <u>grub</u> in the garden.				




# THURSDAY

	LOOK & SAY	please	half	garden	bike	idea
 	READ	 <p>Marie has a wish. Marie has a wish for a bike. Her friend Busi has a bike. What can Marie do? How can Marie get a bike? Marie has an idea. Marie will help in the garden. Busi and Marie help dad in the garden. It is very hot. Busi and Marie will not <u>groan</u>. Busi and Marie will <u>grin</u> and help.</p>				

# FRIDAY

	LOOK & SAY	please	half	garden	bike	idea
	DRAW & WRITE	<ol style="list-style-type: none"> <li>1. I <u>grab</u> a <u>grub</u>.</li> <li>2. Busi and Marie help in the garden.</li> </ol>				




MONDAY

	LOOK & SAY	please	half	garden	bike	idea
	SOUND OUT	grain	groan	grab	grub	
		grin	grip	grill	grid	
	READ	Please can I sit? Please can I sit on the bike? I will not <u>grab</u> . I will not <u>grab</u> the bike. I will <u>grin</u> . I will <u>grin</u> on the bike. I will <u>grin</u> if I sit on the bike. I will not <u>groan</u> . I will <u>groan</u> on the bike. I will not <u>groan</u> if I sit on the bike.				





TUESDAY

	WRITE	Copy the  and  words from Monday into your exercise books.				
--	-------	--	--	--	--	--



WEDNESDAY

	LOOK & SAY	please	half	garden	bike	idea
	SOUND OUT	grain	groan	grab	grub	
		grin	grip	grill	grid	
	READ	I will not <u>grab</u> . I will not <u>grab</u> the <u>grub</u> . I will not <u>grab</u> the <u>grub</u> in the garden. I will not <u>grip</u> . I will not <u>grip</u> the <u>grub</u> . I will not <u>grip</u> the <u>grub</u> in the garden. I will help. I will help the <u>grub</u> . I will help the <u>grub</u> in the garden.				




# THURSDAY

	LOOK & SAY	please	half	garden	bike	idea
 	READ	 <p>Marie has a wish. Marie has a wish for a bike. Her friend Busi has a bike. What can Marie do? How can Marie get a bike? Marie has an idea. Marie will help in the garden. Busi and Marie help dad in the garden. It is very hot. Busi and Marie will not <u>groan</u>. Busi and Marie will <u>grin</u> and help.</p>				

# FRIDAY

	LOOK & SAY	please	half	garden	bike	idea
	DRAW & WRITE	<ol style="list-style-type: none"> <li>1. I <u>grab</u> a <u>grub</u>.</li> <li>2. Busi and Marie help in the garden.</li> </ol>				




MONDAY

	LOOK & SAY	please	half	garden	bike	idea
	SOUND OUT	grain	groan	grab	grub	
		grin	grip	grill	grid	
	READ	Please can I sit? Please can I sit on the bike? I will not <u>grab</u> . I will not <u>grab</u> the bike. I will <u>grin</u> . I will <u>grin</u> on the bike. I will <u>grin</u> if I sit on the bike. I will not <u>groan</u> . I will <u>groan</u> on the bike. I will not <u>groan</u> if I sit on the bike.				

TUESDAY





	WRITE	Copy the  and  words from Monday into your exercise books.				
--	-------	--	--	--	--	--

WEDNESDAY



	LOOK & SAY	please	half	garden	bike	idea
	SOUND OUT	grain	groan	grab	grub	
		grin	grip	grill	grid	
	READ	I will not <u>grab</u> . I will not <u>grab</u> the <u>grub</u> . I will not <u>grab</u> the <u>grub</u> in the garden. I will not <u>grip</u> . I will not <u>grip</u> the <u>grub</u> . I will not <u>grip</u> the <u>grub</u> in the garden. I will help. I will help the <u>grub</u> . I will help the <u>grub</u> in the garden.				



# THURSDAY




	LOOK & SAY	please	half	garden	bike	idea
 	READ	 <p>Marie has a wish. Marie has a wish for a bike. Her friend Busi has a bike. What can Marie do? How can Marie get a bike? Marie has an idea. Marie will help in the garden. Busi and Marie help dad in the garden. It is very hot. Busi and Marie will not <u>groan</u>. Busi and Marie will <u>grin</u> and help.</p>				

# FRIDAY

	LOOK & SAY	please	half	garden	bike	idea
	DRAW & WRITE	<ol style="list-style-type: none"> <li>1. I <u>grab</u> a <u>grub</u>.</li> <li>2. Busi and Marie help in the garden.</li> </ol>				






MONDAY

	LOOK & SAY	please	half	garden	bike	idea
	SOUND OUT	grain	groan	grab	grub	
		grin	grip	grill	grid	
	READ	Please can I sit? Please can I sit on the bike? I will not <u>grab</u> . I will not <u>grab</u> the bike. I will <u>grin</u> . I will <u>grin</u> on the bike. I will <u>grin</u> if I sit on the bike. I will not <u>groan</u> . I will <u>groan</u> on the bike. I will not <u>groan</u> if I sit on the bike.				





TUESDAY

	WRITE	Copy the  and  words from Monday into your exercise books.				
--	-------	--	--	--	--	--



WEDNESDAY

	LOOK & SAY	please	half	garden	bike	idea
	SOUND OUT	grain	groan	grab	grub	
		grin	grip	grill	grid	
	READ	I will not <u>grab</u> . I will not <u>grab</u> the <u>grub</u> . I will not <u>grab</u> the <u>grub</u> in the garden. I will not <u>grip</u> . I will not <u>grip</u> the <u>grub</u> . I will not <u>grip</u> the <u>grub</u> in the garden. I will help. I will help the <u>grub</u> . I will help the <u>grub</u> in the garden.				




# THURSDAY

	LOOK & SAY	please	half	garden	bike	idea
 	READ	 <p>Marie has a wish. Marie has a wish for a bike. Her friend Busi has a bike. What can Marie do? How can Marie get a bike? Marie has an idea. Marie will help in the garden. Busi and Marie help dad in the garden. It is very hot. Busi and Marie will not <u>groan</u>. Busi and Marie will <u>grin</u> and help.</p>				

# FRIDAY

	LOOK & SAY	please	half	garden	bike	idea
	DRAW & WRITE	<ol style="list-style-type: none"> <li>1. I <u>grab</u> a <u>grub</u>.</li> <li>2. Busi and Marie help in the garden.</li> </ol>				




## MONDAY

	LOOK & SAY	please	half	garden	bike	idea
	SOUND OUT	grain	groan	grab	grub	
		grin	grip	grill	grid	
	READ	Please can I sit? Please can I sit on the bike? I will not <u>grab</u> . I will not <u>grab</u> the bike. I will <u>grin</u> . I will <u>grin</u> on the bike. I will <u>grin</u> if I sit on the bike. I will not <u>groan</u> . I will <u>groan</u> on the bike. I will not <u>groan</u> if I sit on the bike.				





## TUESDAY

	WRITE	Copy the  and  words from Monday into your exercise books.				
--	-------	--	--	--	--	--



## WEDNESDAY

	LOOK & SAY	please	half	garden	bike	idea
	SOUND OUT	grain	groan	grab	grub	
		grin	grip	grill	grid	
	READ	I will not <u>grab</u> . I will not <u>grab</u> the <u>grub</u> . I will not <u>grab</u> the <u>grub</u> in the garden. I will not <u>grip</u> . I will not <u>grip</u> the <u>grub</u> . I will not <u>grip</u> the <u>grub</u> in the garden. I will help. I will help the <u>grub</u> . I will help the <u>grub</u> in the garden.				




# THURSDAY

	LOOK & SAY	please	half	garden	bike	idea
 	READ	 <p>Marie has a wish. Marie has a wish for a bike. Her friend Busi has a bike. What can Marie do? How can Marie get a bike? Marie has an idea. Marie will help in the garden. Busi and Marie help dad in the garden. It is very hot. Busi and Marie will not <u>groan</u>. Busi and Marie will <u>grin</u> and help.</p>				

# FRIDAY

	LOOK & SAY	please	half	garden	bike	idea
	DRAW & WRITE	<ol style="list-style-type: none"> <li>1. I <u>grab</u> a <u>grub</u>.</li> <li>2. Busi and Marie help in the garden.</li> </ol>				




MONDAY

	LOOK & SAY	please	half	garden	bike	idea
	SOUND OUT	grain	groan	grab	grub	
		grin	grip	grill	grid	
	READ	Please can I sit? Please can I sit on the bike? I will not <u>grab</u> . I will not <u>grab</u> the bike. I will <u>grin</u> . I will <u>grin</u> on the bike. I will <u>grin</u> if I sit on the bike. I will not <u>groan</u> . I will <u>groan</u> on the bike. I will not <u>groan</u> if I sit on the bike.				





TUESDAY

	WRITE	Copy the  and  words from Monday into your exercise books.				
--	-------	--	--	--	--	--



WEDNESDAY

	LOOK & SAY	please	half	garden	bike	idea
	SOUND OUT	grain	groan	grab	grub	
		grin	grip	grill	grid	
	READ	I will not <u>grab</u> . I will not <u>grab</u> the <u>grub</u> . I will not <u>grab</u> the <u>grub</u> in the garden. I will not <u>grip</u> . I will not <u>grip</u> the <u>grub</u> . I will not <u>grip</u> the <u>grub</u> in the garden. I will help. I will help the <u>grub</u> . I will help the <u>grub</u> in the garden.				




# THURSDAY

	LOOK & SAY	please	half	garden	bike	idea
 	READ	 <p>Marie has a wish. Marie has a wish for a bike. Her friend Busi has a bike. What can Marie do? How can Marie get a bike? Marie has an idea. Marie will help in the garden. Busi and Marie help dad in the garden. It is very hot. Busi and Marie will not <u>groan</u>. Busi and Marie will <u>grin</u> and help.</p>				

# FRIDAY

	LOOK & SAY	please	half	garden	bike	idea
	DRAW & WRITE	<ol style="list-style-type: none"> <li>1. I <u>grab</u> a <u>grub</u>.</li> <li>2. Busi and Marie help in the garden.</li> </ol>				




## MONDAY

	LOOK & SAY	please	half	garden	bike	idea
	SOUND OUT	grain	groan	grab	grub	
		grin	grip	grill	grid	
	READ	Please can I sit? Please can I sit on the bike? I will not <u>grab</u> . I will not <u>grab</u> the bike. I will <u>grin</u> . I will <u>grin</u> on the bike. I will <u>grin</u> if I sit on the bike. I will not <u>groan</u> . I will <u>groan</u> on the bike. I will not <u>groan</u> if I sit on the bike.				

## TUESDAY





	WRITE	Copy the  and  words from Monday into your exercise books.				
--	-------	--	--	--	--	--

## WEDNESDAY



	LOOK & SAY	please	half	garden	bike	idea
	SOUND OUT	grain	groan	grab	grub	
		grin	grip	grill	grid	
	READ	I will not <u>grab</u> . I will not <u>grab</u> the <u>grub</u> . I will not <u>grab</u> the <u>grub</u> in the garden. I will not <u>grip</u> . I will not <u>grip</u> the <u>grub</u> . I will not <u>grip</u> the <u>grub</u> in the garden. I will help. I will help the <u>grub</u> . I will help the <u>grub</u> in the garden.				






# THURSDAY

	LOOK & SAY	please	half	garden	bike	idea
 	READ	 <p>Marie has a wish. Marie has a wish for a bike. Her friend Busi has a bike. What can Marie do? How can Marie get a bike? Marie has an idea. Marie will help in the garden. Busi and Marie help dad in the garden. It is very hot. Busi and Marie will not <u>groan</u>. Busi and Marie will <u>grin</u> and help.</p>				

# FRIDAY

	LOOK & SAY	please	half	garden	bike	idea
	DRAW & WRITE	<ol style="list-style-type: none"> <li>1. I <u>grab</u> a <u>grub</u>.</li> <li>2. Busi and Marie help in the garden.</li> </ol>				




MONDAY

	LOOK & SAY	please	half	garden	bike	idea
	SOUND OUT	grain	groan	grab	grub	
		grin	grip	grill	grid	
	READ	Please can I sit? Please can I sit on the bike? I will not <u>grab</u> . I will not <u>grab</u> the bike. I will <u>grin</u> . I will <u>grin</u> on the bike. I will <u>grin</u> if I sit on the bike. I will not <u>groan</u> . I will <u>groan</u> on the bike. I will not <u>groan</u> if I sit on the bike.				





TUESDAY

	WRITE	Copy the  and  words from Monday into your exercise books.				
--	-------	--	--	--	--	--



WEDNESDAY

	LOOK & SAY	please	half	garden	bike	idea
	SOUND OUT	grain	groan	grab	grub	
		grin	grip	grill	grid	
	READ	I will not <u>grab</u> . I will not <u>grab</u> the <u>grub</u> . I will not <u>grab</u> the <u>grub</u> in the garden. I will not <u>grip</u> . I will not <u>grip</u> the <u>grub</u> . I will not <u>grip</u> the <u>grub</u> in the garden. I will help. I will help the <u>grub</u> . I will help the <u>grub</u> in the garden.				




# THURSDAY

	LOOK & SAY	please	half	garden	bike	idea
 	READ	 <p>Marie has a wish. Marie has a wish for a bike. Her friend Busi has a bike. What can Marie do? How can Marie get a bike? Marie has an idea. Marie will help in the garden. Busi and Marie help dad in the garden. It is very hot. Busi and Marie will not <u>groan</u>. Busi and Marie will <u>grin</u> and help.</p>				

# FRIDAY

	LOOK & SAY	please	half	garden	bike	idea
	DRAW & WRITE	<ol style="list-style-type: none"> <li>1. I <u>grab</u> a <u>grub</u>.</li> <li>2. Busi and Marie help in the garden.</li> </ol>				




MONDAY

	LOOK & SAY	please	half	garden	bike	idea
	SOUND OUT	grain	groan	grab	grub	
		grin	grip	grill	grid	
	READ	Please can I sit? Please can I sit on the bike? I will not <u>grab</u> . I will not <u>grab</u> the bike. I will <u>grin</u> . I will <u>grin</u> on the bike. I will <u>grin</u> if I sit on the bike. I will not <u>groan</u> . I will <u>groan</u> on the bike. I will not <u>groan</u> if I sit on the bike.				





TUESDAY

	WRITE	Copy the  and  words from Monday into your exercise books.				
--	-------	--	--	--	--	--



WEDNESDAY

	LOOK & SAY	please	half	garden	bike	idea
	SOUND OUT	grain	groan	grab	grub	
		grin	grip	grill	grid	
	READ	I will not <u>grab</u> . I will not <u>grab</u> the <u>grub</u> . I will not <u>grab</u> the <u>grub</u> in the garden. I will not <u>grip</u> . I will not <u>grip</u> the <u>grub</u> . I will not <u>grip</u> the <u>grub</u> in the garden. I will help. I will help the <u>grub</u> . I will help the <u>grub</u> in the garden.				




# THURSDAY

	LOOK & SAY	please	half	garden	bike	idea
 	READ	 <p>Marie has a wish. Marie has a wish for a bike. Her friend Busi has a bike. What can Marie do? How can Marie get a bike? Marie has an idea. Marie will help in the garden. Busi and Marie help dad in the garden. It is very hot. Busi and Marie will not <u>groan</u>. Busi and Marie will <u>grin</u> and help.</p>				

# FRIDAY

	LOOK & SAY	please	half	garden	bike	idea
	DRAW & WRITE	<ol style="list-style-type: none"> <li>1. I <u>grab</u> a <u>grub</u>.</li> <li>2. Busi and Marie help in the garden.</li> </ol>				




MONDAY

	LOOK & SAY	please	half	garden	bike	idea
	SOUND OUT	grain	groan	grab	grub	
		grin	grip	grill	grid	
	READ	Please can I sit? Please can I sit on the bike? I will not <u>grab</u> . I will not <u>grab</u> the bike. I will <u>grin</u> . I will <u>grin</u> on the bike. I will <u>grin</u> if I sit on the bike. I will not <u>groan</u> . I will <u>groan</u> on the bike. I will not <u>groan</u> if I sit on the bike.				

TUESDAY





	WRITE	Copy the  and  words from Monday into your exercise books.				
--	-------	--	--	--	--	--

WEDNESDAY



	LOOK & SAY	please	half	garden	bike	idea
	SOUND OUT	grain	groan	grab	grub	
		grin	grip	grill	grid	
	READ	I will not <u>grab</u> . I will not <u>grab</u> the <u>grub</u> . I will not <u>grab</u> the <u>grub</u> in the garden. I will not <u>grip</u> . I will not <u>grip</u> the <u>grub</u> . I will not <u>grip</u> the <u>grub</u> in the garden. I will help. I will help the <u>grub</u> . I will help the <u>grub</u> in the garden.				



# THURSDAY




	LOOK & SAY	please	half	garden	bike	idea
 	READ	 <p>Marie has a wish. Marie has a wish for a bike. Her friend Busi has a bike. What can Marie do? How can Marie get a bike? Marie has an idea. Marie will help in the garden. Busi and Marie help dad in the garden. It is very hot. Busi and Marie will not <u>groan</u>. Busi and Marie will <u>grin</u> and help.</p>				

# FRIDAY

	LOOK & SAY	please	half	garden	bike	idea
	DRAW & WRITE	<ol style="list-style-type: none"> <li>1. I <u>grab</u> a <u>grub</u>.</li> <li>2. Busi and Marie help in the garden.</li> </ol>				






MONDAY

	LOOK & SAY	please	half	garden	bike	idea
	SOUND OUT	grain	groan	grab	grub	
		grin	grip	grill	grid	
	READ	Please can I sit? Please can I sit on the bike? I will not <u>grab</u> . I will not <u>grab</u> the bike. I will <u>grin</u> . I will <u>grin</u> on the bike. I will <u>grin</u> if I sit on the bike. I will not <u>groan</u> . I will <u>groan</u> on the bike. I will not <u>groan</u> if I sit on the bike.				





TUESDAY

	WRITE	Copy the  and  words from Monday into your exercise books.				
--	-------	--	--	--	--	--



WEDNESDAY

	LOOK & SAY	please	half	garden	bike	idea
	SOUND OUT	grain	groan	grab	grub	
		grin	grip	grill	grid	
	READ	I will not <u>grab</u> . I will not <u>grab</u> the <u>grub</u> . I will not <u>grab</u> the <u>grub</u> in the garden. I will not <u>grip</u> . I will not <u>grip</u> the <u>grub</u> . I will not <u>grip</u> the <u>grub</u> in the garden. I will help. I will help the <u>grub</u> . I will help the <u>grub</u> in the garden.				




# THURSDAY

	LOOK & SAY	please	half	garden	bike	idea
 	READ	 <p>Marie has a wish. Marie has a wish for a bike. Her friend Busi has a bike. What can Marie do? How can Marie get a bike? Marie has an idea. Marie will help in the garden. Busi and Marie help dad in the garden. It is very hot. Busi and Marie will not <u>groan</u>. Busi and Marie will <u>grin</u> and help.</p>				

# FRIDAY

	LOOK & SAY	please	half	garden	bike	idea
	DRAW & WRITE	<ol style="list-style-type: none"> <li>1. I <u>grab</u> a <u>grub</u>.</li> <li>2. Busi and Marie help in the garden.</li> </ol>				




MONDAY

	LOOK & SAY	please	half	garden	bike	idea
	SOUND OUT	grain	groan	grab	grub	
		grin	grip	grill	grid	
	READ	Please can I sit? Please can I sit on the bike? I will not <u>grab</u> . I will not <u>grab</u> the bike. I will <u>grin</u> . I will <u>grin</u> on the bike. I will <u>grin</u> if I sit on the bike. I will not <u>groan</u> . I will <u>groan</u> on the bike. I will not <u>groan</u> if I sit on the bike.				





TUESDAY

	WRITE	Copy the  and  words from Monday into your exercise books.				
--	-------	--	--	--	--	--



WEDNESDAY

	LOOK & SAY	please	half	garden	bike	idea
	SOUND OUT	grain	groan	grab	grub	
		grin	grip	grill	grid	
	READ	I will not <u>grab</u> . I will not <u>grab</u> the <u>grub</u> . I will not <u>grab</u> the <u>grub</u> in the garden. I will not <u>grip</u> . I will not <u>grip</u> the <u>grub</u> . I will not <u>grip</u> the <u>grub</u> in the garden. I will help. I will help the <u>grub</u> . I will help the <u>grub</u> in the garden.				




# THURSDAY

	LOOK & SAY	please	half	garden	bike	idea
 	READ	 <p>Marie has a wish. Marie has a wish for a bike. Her friend Busi has a bike. What can Marie do? How can Marie get a bike? Marie has an idea. Marie will help in the garden. Busi and Marie help dad in the garden. It is very hot. Busi and Marie will not <u>groan</u>. Busi and Marie will <u>grin</u> and help.</p>				

# FRIDAY

	LOOK & SAY	please	half	garden	bike	idea
	DRAW & WRITE	<ol style="list-style-type: none"> <li>1. I <u>grab</u> a <u>grub</u>.</li> <li>2. Busi and Marie help in the garden.</li> </ol>				




MONDAY

	LOOK & SAY	please	half	garden	bike	idea
	SOUND OUT	grain	groan	grab	grub	
		grin	grip	grill	grid	
	READ	Please can I sit? Please can I sit on the bike? I will not <u>grab</u> . I will not <u>grab</u> the bike. I will <u>grin</u> . I will <u>grin</u> on the bike. I will <u>grin</u> if I sit on the bike. I will not <u>groan</u> . I will <u>groan</u> on the bike. I will not <u>groan</u> if I sit on the bike.				





TUESDAY

	WRITE	Copy the  and  words from Monday into your exercise books.				
--	-------	--	--	--	--	--



WEDNESDAY

	LOOK & SAY	please	half	garden	bike	idea
	SOUND OUT	grain	groan	grab	grub	
		grin	grip	grill	grid	
	READ	I will not <u>grab</u> . I will not <u>grab</u> the <u>grub</u> . I will not <u>grab</u> the <u>grub</u> in the garden. I will not <u>grip</u> . I will not <u>grip</u> the <u>grub</u> . I will not <u>grip</u> the <u>grub</u> in the garden. I will help. I will help the <u>grub</u> . I will help the <u>grub</u> in the garden.				




# THURSDAY

	LOOK & SAY	please	half	garden	bike	idea
 	READ	 <p>Marie has a wish. Marie has a wish for a bike. Her friend Busi has a bike. What can Marie do? How can Marie get a bike? Marie has an idea. Marie will help in the garden. Busi and Marie help dad in the garden. It is very hot. Busi and Marie will not <u>groan</u>. Busi and Marie will <u>grin</u> and help.</p>				

# FRIDAY

	LOOK & SAY	please	half	garden	bike	idea
	DRAW & WRITE	<ol style="list-style-type: none"> <li>1. I <u>grab</u> a <u>grub</u>.</li> <li>2. Busi and Marie help in the garden.</li> </ol>				




## MONDAY

	LOOK & SAY	please	half	garden	bike	idea
	SOUND OUT	grain	groan	grab	grub	
		grin	grip	grill	grid	
	READ	Please can I sit? Please can I sit on the bike? I will not <u>grab</u> . I will not <u>grab</u> the bike. I will <u>grin</u> . I will <u>grin</u> on the bike. I will <u>grin</u> if I sit on the bike. I will not <u>groan</u> . I will <u>groan</u> on the bike. I will not <u>groan</u> if I sit on the bike.				

## TUESDAY





	WRITE	Copy the  and  words from Monday into your exercise books.				
--	-------	--	--	--	--	--

## WEDNESDAY



	LOOK & SAY	please	half	garden	bike	idea
	SOUND OUT	grain	groan	grab	grub	
		grin	grip	grill	grid	
	READ	I will not <u>grab</u> . I will not <u>grab</u> the <u>grub</u> . I will not <u>grab</u> the <u>grub</u> in the garden. I will not <u>grip</u> . I will not <u>grip</u> the <u>grub</u> . I will not <u>grip</u> the <u>grub</u> in the garden. I will help. I will help the <u>grub</u> . I will help the <u>grub</u> in the garden.				






# THURSDAY

	LOOK & SAY	please	half	garden	bike	idea
 	READ	 <p>Marie has a wish. Marie has a wish for a bike. Her friend Busi has a bike. What can Marie do? How can Marie get a bike? Marie has an idea. Marie will help in the garden. Busi and Marie help dad in the garden. It is very hot. Busi and Marie will not <u>groan</u>. Busi and Marie will <u>grin</u> and help.</p>				

# FRIDAY

	LOOK & SAY	please	half	garden	bike	idea
	DRAW & WRITE	<ol style="list-style-type: none"> <li>1. I <u>grab</u> a <u>grub</u>.</li> <li>2. Busi and Marie help in the garden.</li> </ol>				




## MONDAY

	LOOK & SAY	together	cost	enough	kitten	noise
	SOUND OUT	pain	wail	trap	trail	
		must	drag	grab	groan	
	READ	Can we play? Can we play with the kitten? Can we play with the kitten together? I <u>must</u> not <u>grip</u> it. I <u>must</u> not <u>grab</u> it. I <u>must</u> not <u>grip</u> or <u>grab</u> it. He will <u>groan</u> . He will <u>groan</u> if I <u>grab</u> him. He will <u>groan</u> if I <u>grip</u> him.				





## TUESDAY

	WRITE	Copy the  and  words from Monday into your exercise books.				
--	-------	--	--	--	--	--



## WEDNESDAY

	LOOK & SAY	together	cost	enough	kitten	noise
	SOUND OUT	pain	wail	trap	trail	
		must	drag	grab	groan	
	READ	I must not drag. I must not drag the kitten. I must not drag the kitten up the tree. I must not trap. I must not trap the kitten. I must not trap the kitten in the tree. The kitten will wail. The kitten will groan. The kitten will groan and <u>wail</u> . The kitten will <u>groan</u> and <u>wail</u> in the tree.				




# THURSDAY

	LOOK & SAY	together	cost	enough	kitten	noise
 	READ	 <p>What is that noise? It is a <u>wail</u>. It is a <u>groan</u>. It is a kitten! We <u>must</u> help the kitten. We <u>must</u> not <u>grab</u> the kitten. We <u>must</u> not <u>drag</u> the kitten. We <u>must</u> help the kitten together. Marie and Busi help the kitten. Marie has enough. Marie has enough to get a bike! Busi and Marie rode together.</p>				

# FRIDAY

	LOOK & SAY	together	cost	enough	kitten	noise
	DRAW & WRITE	<p>1. The kitten will <u>wail</u>.                  2. Marie and Busi rode together.</p>				




## MONDAY

	LOOK & SAY	together	cost	enough	kitten	noise
	SOUND OUT	pain	wail	trap	trail	
		must	drag	grab	groan	
	READ	Can we play? Can we play with the kitten? Can we play with the kitten together? I <u>must</u> not <u>grip</u> it. I <u>must</u> not <u>grab</u> it. I <u>must</u> not <u>grip</u> or <u>grab</u> it. He will <u>groan</u> . He will <u>groan</u> if I <u>grab</u> him. He will <u>groan</u> if I <u>grip</u> him.				

## TUESDAY





	WRITE	Copy the  and  words from Monday into your exercise books.				
--	-------	--	--	--	--	--

## WEDNESDAY



	LOOK & SAY	together	cost	enough	kitten	noise
	SOUND OUT	pain	wail	trap	trail	
		must	drag	grab	groan	
	READ	I must not drag. I must not drag the kitten. I must not drag the kitten up the tree. I must not trap. I must not trap the kitten. I must not trap the kitten in the tree. The kitten will wail. The kitten will groan. The kitten will groan and <u>wail</u> . The kitten will <u>groan</u> and <u>wail</u> in the tree.				






# THURSDAY

	LOOK & SAY	together	cost	enough	kitten	noise
 	READ	 <p>What is that noise? It is a <u>wail</u>. It is a <u>groan</u>. It is a kitten! We <u>must</u> help the kitten. We <u>must</u> not <u>grab</u> the kitten. We <u>must</u> not <u>drag</u> the kitten. We <u>must</u> help the kitten together. Marie and Busi help the kitten. Marie has enough. Marie has enough to get a bike! Busi and Marie rode together.</p>				

# FRIDAY

	LOOK & SAY	together	cost	enough	kitten	noise
	DRAW & WRITE	<p>1. The kitten will <u>wail</u>.                  2. Marie and Busi rode together.</p>				




## MONDAY

	LOOK & SAY	together	cost	enough	kitten	noise
	SOUND OUT	pain	wail	trap	trail	
		must	drag	grab	groan	
	READ	Can we play? Can we play with the kitten? Can we play with the kitten together? I <u>must</u> not <u>grip</u> it. I <u>must</u> not <u>grab</u> it. I <u>must</u> not <u>grip</u> or <u>grab</u> it. He will <u>groan</u> . He will <u>groan</u> if I <u>grab</u> him. He will <u>groan</u> if I <u>grip</u> him.				





## TUESDAY

	WRITE	Copy the  and  words from Monday into your exercise books.				
--	-------	--	--	--	--	--



## WEDNESDAY

	LOOK & SAY	together	cost	enough	kitten	noise
	SOUND OUT	pain	wail	trap	trail	
		must	drag	grab	groan	
	READ	I must not drag. I must not drag the kitten. I must not drag the kitten up the tree. I must not trap. I must not trap the kitten. I must not trap the kitten in the tree. The kitten will wail. The kitten will groan. The kitten will groan and <u>wail</u> . The kitten will <u>groan</u> and <u>wail</u> in the tree.				

# THURSDAY




	LOOK & SAY	together	cost	enough	kitten	noise
 	READ	 <p>What is that noise? It is a <u>wail</u>. It is a <u>groan</u>. It is a kitten! We <u>must</u> help the kitten. We <u>must</u> not <u>grab</u> the kitten. We <u>must</u> not <u>drag</u> the kitten. We <u>must</u> help the kitten together. Marie and Busi help the kitten. Marie has enough. Marie has enough to get a bike! Busi and Marie rode together.</p>				

# FRIDAY

	LOOK & SAY	together	cost	enough	kitten	noise
	DRAW & WRITE	<p>1. The kitten will <u>wail</u>.</p> <p>2. Marie and Busi rode together.</p>				






## MONDAY

	LOOK & SAY	together	cost	enough	kitten	noise
	SOUND OUT	pain	wail	trap	trail	
		must	drag	grab	groan	
	READ	Can we play? Can we play with the kitten? Can we play with the kitten together? I <u>must</u> not <u>grip</u> it. I <u>must</u> not <u>grab</u> it. I <u>must</u> not <u>grip</u> or <u>grab</u> it. He will <u>groan</u> . He will <u>groan</u> if I <u>grab</u> him. He will <u>groan</u> if I <u>grip</u> him.				





## TUESDAY

	WRITE	Copy the  and  words from Monday into your exercise books.				
--	-------	--	--	--	--	--



## WEDNESDAY

	LOOK & SAY	together	cost	enough	kitten	noise
	SOUND OUT	pain	wail	trap	trail	
		must	drag	grab	groan	
	READ	I must not drag. I must not drag the kitten. I must not drag the kitten up the tree. I must not trap. I must not trap the kitten. I must not trap the kitten in the tree. The kitten will wail. The kitten will groan. The kitten will groan and <u>wail</u> . The kitten will <u>groan</u> and <u>wail</u> in the tree.				




# THURSDAY

	LOOK & SAY	together	cost	enough	kitten	noise
 	READ					
<p>What is that noise? It is a <u>wail</u>. It is a <u>groan</u>. It is a kitten! We <u>must</u> help the kitten. We <u>must</u> not <u>grab</u> the kitten. We <u>must</u> not <u>drag</u> the kitten. We <u>must</u> help the kitten together. Marie and Busi help the kitten. Marie has enough. Marie has enough to get a bike! Busi and Marie rode together.</p>						

# FRIDAY

	LOOK & SAY	together	cost	enough	kitten	noise
	DRAW & WRITE	<p>1. The kitten will <u>wail</u>.                  2. Marie and Busi rode together.</p>				




## MONDAY

	LOOK & SAY	together	cost	enough	kitten	noise
	SOUND OUT	pain	wail	trap	trail	
		must	drag	grab	groan	
	READ	Can we play? Can we play with the kitten? Can we play with the kitten together? I <u>must</u> not <u>grip</u> it. I <u>must</u> not <u>grab</u> it. I <u>must</u> not <u>grip</u> or <u>grab</u> it. He will <u>groan</u> . He will <u>groan</u> if I <u>grab</u> him. He will <u>groan</u> if I <u>grip</u> him.				




## TUESDAY

	WRITE	Copy the  and  words from Monday into your exercise books.				
--	-------	--	--	--	--	--



## WEDNESDAY

	LOOK & SAY	together	cost	enough	kitten	noise
	SOUND OUT	pain	wail	trap	trail	
		must	drag	grab	groan	
	READ	I must not drag. I must not drag the kitten. I must not drag the kitten up the tree. I must not trap. I must not trap the kitten. I must not trap the kitten in the tree. The kitten will wail. The kitten will groan. The kitten will groan and <u>wail</u> . The kitten will <u>groan</u> and <u>wail</u> in the tree.				




# THURSDAY

	LOOK & SAY	together	cost	enough	kitten	noise
	READ	 <p>What is that noise? It is a <u>wail</u>. It is a <u>groan</u>. It is a kitten! We <u>must</u> help the kitten. We <u>must</u> not <u>grab</u> the kitten. We <u>must</u> not <u>drag</u> the kitten. We <u>must</u> help the kitten together. Marie and Busi help the kitten. Marie has enough. Marie has enough to get a bike! Busi and Marie rode together.</p>				

# FRIDAY

	LOOK & SAY	together	cost	enough	kitten	noise
	DRAW & WRITE	<p>1. The kitten will <u>wail</u>.                  2. Marie and Busi rode together.</p>				




## MONDAY

	LOOK & SAY	together	cost	enough	kitten	noise
	SOUND OUT	pain	wail	trap	trail	
		must	drag	grab	groan	
	READ	Can we play? Can we play with the kitten? Can we play with the kitten together? I <u>must</u> not <u>grip</u> it. I <u>must</u> not <u>grab</u> it. I <u>must</u> not <u>grip</u> or <u>grab</u> it. He will <u>groan</u> . He will <u>groan</u> if I <u>grab</u> him. He will <u>groan</u> if I <u>grip</u> him.				

## TUESDAY





	WRITE	Copy the  and  words from Monday into your exercise books.				
--	-------	--	--	--	--	--

## WEDNESDAY



	LOOK & SAY	together	cost	enough	kitten	noise
	SOUND OUT	pain	wail	trap	trail	
		must	drag	grab	groan	
	READ	I must not drag. I must not drag the kitten. I must not drag the kitten up the tree. I must not trap. I must not trap the kitten. I must not trap the kitten in the tree. The kitten will wail. The kitten will groan. The kitten will groan and <u>wail</u> . The kitten will <u>groan</u> and <u>wail</u> in the tree.				






# THURSDAY

	LOOK & SAY	together	cost	enough	kitten	noise
 	READ	 <p>What is that noise? It is a <u>wail</u>. It is a <u>groan</u>. It is a kitten! We <u>must</u> help the kitten. We <u>must</u> not <u>grab</u> the kitten. We <u>must</u> not <u>drag</u> the kitten. We <u>must</u> help the kitten together. Marie and Busi help the kitten. Marie has enough. Marie has enough to get a bike! Busi and Marie rode together.</p>				

# FRIDAY

	LOOK & SAY	together	cost	enough	kitten	noise
	DRAW & WRITE	<p>1. The kitten will <u>wail</u>.                  2. Marie and Busi rode together.</p>				




## MONDAY

	LOOK & SAY	together	cost	enough	kitten	noise
	SOUND OUT	pain	wail	trap	trail	
		must	drag	grab	groan	
	READ	Can we play? Can we play with the kitten? Can we play with the kitten together? I <u>must</u> not <u>grip</u> it. I <u>must</u> not <u>grab</u> it. I <u>must</u> not <u>grip</u> or <u>grab</u> it. He will <u>groan</u> . He will <u>groan</u> if I <u>grab</u> him. He will <u>groan</u> if I <u>grip</u> him.				

## TUESDAY




	WRITE	Copy the  and  words from Monday into your exercise books.
--	-------	--

## WEDNESDAY



	LOOK & SAY	together	cost	enough	kitten	noise
	SOUND OUT	pain	wail	trap	trail	
		must	drag	grab	groan	
	READ	I must not drag. I must not drag the kitten. I must not drag the kitten up the tree. I must not trap. I must not trap the kitten. I must not trap the kitten in the tree. The kitten will wail. The kitten will groan. The kitten will groan and <u>wail</u> . The kitten will <u>groan</u> and <u>wail</u> in the tree.				






# THURSDAY

	LOOK & SAY	together	cost	enough	kitten	noise
	READ	 <p>What is that noise? It is a <u>wail</u>. It is a <u>groan</u>. It is a kitten! We <u>must</u> help the kitten. We <u>must</u> not <u>grab</u> the kitten. We <u>must</u> not <u>drag</u> the kitten. We <u>must</u> help the kitten together. Marie and Busi help the kitten. Marie has enough. Marie has enough to get a bike! Busi and Marie rode together.</p>				

# FRIDAY

	LOOK & SAY	together	cost	enough	kitten	noise
	DRAW & WRITE	<p>1. The kitten will <u>wail</u>.                  2. Marie and Busi rode together.</p>				




## MONDAY

	LOOK & SAY	together	cost	enough	kitten	noise
	SOUND OUT	pain	wail	trap	trail	
		must	drag	grab	groan	
	READ	Can we play? Can we play with the kitten? Can we play with the kitten together? I <u>must</u> not <u>grip</u> it. I <u>must</u> not <u>grab</u> it. I <u>must</u> not <u>grip</u> or <u>grab</u> it. He will <u>groan</u> . He will <u>groan</u> if I <u>grab</u> him. He will <u>groan</u> if I <u>grip</u> him.				




## TUESDAY

	WRITE	Copy the  and  words from Monday into your exercise books.				
--	-------	--	--	--	--	--



## WEDNESDAY

	LOOK & SAY	together	cost	enough	kitten	noise
	SOUND OUT	pain	wail	trap	trail	
		must	drag	grab	groan	
	READ	I must not drag. I must not drag the kitten. I must not drag the kitten up the tree. I must not trap. I must not trap the kitten. I must not trap the kitten in the tree. The kitten will wail. The kitten will groan. The kitten will groan and <u>wail</u> . The kitten will <u>groan</u> and <u>wail</u> in the tree.				




# THURSDAY

	LOOK & SAY	together	cost	enough	kitten	noise
	READ	 <p>What is that noise? It is a <u>wail</u>. It is a <u>groan</u>. It is a kitten! We <u>must</u> help the kitten. We <u>must</u> not <u>grab</u> the kitten. We <u>must</u> not <u>drag</u> the kitten. We <u>must</u> help the kitten together. Marie and Busi help the kitten. Marie has enough. Marie has enough to get a bike! Busi and Marie rode together.</p>				

# FRIDAY

	LOOK & SAY	together	cost	enough	kitten	noise
	DRAW & WRITE	<p>1. The kitten will <u>wail</u>.                  2. Marie and Busi rode together.</p>				




## MONDAY

	LOOK & SAY	together	cost	enough	kitten	noise
	SOUND OUT	pain	wail	trap	trail	
		must	drag	grab	groan	
	READ	Can we play? Can we play with the kitten? Can we play with the kitten together? I <u>must</u> not <u>grip</u> it. I <u>must</u> not <u>grab</u> it. I <u>must</u> not <u>grip</u> or <u>grab</u> it. He will <u>groan</u> . He will <u>groan</u> if I <u>grab</u> him. He will <u>groan</u> if I <u>grip</u> him.				

## TUESDAY




	WRITE	Copy the  and  words from Monday into your exercise books.				
--	-------	--	--	--	--	--

## WEDNESDAY



	LOOK & SAY	together	cost	enough	kitten	noise
	SOUND OUT	pain	wail	trap	trail	
		must	drag	grab	groan	
	READ	I must not drag. I must not drag the kitten. I must not drag the kitten up the tree. I must not trap. I must not trap the kitten. I must not trap the kitten in the tree. The kitten will wail. The kitten will groan. The kitten will groan and <u>wail</u> . The kitten will <u>groan</u> and <u>wail</u> in the tree.				






# THURSDAY

	LOOK & SAY	together	cost	enough	kitten	noise
	READ	 <p>What is that noise? It is a <u>wail</u>. It is a <u>groan</u>. It is a kitten! We <u>must</u> help the kitten. We <u>must</u> not <u>grab</u> the kitten. We <u>must</u> not <u>drag</u> the kitten. We <u>must</u> help the kitten together. Marie and Busi help the kitten. Marie has enough. Marie has enough to get a bike! Busi and Marie rode together.</p>				

# FRIDAY

	LOOK & SAY	together	cost	enough	kitten	noise
	DRAW & WRITE	<p>1. The kitten will <u>wail</u>.                  2. Marie and Busi rode together.</p>				




## MONDAY

	LOOK & SAY	together	cost	enough	kitten	noise
	SOUND OUT	pain	wail	trap	trail	
		must	drag	grab	groan	
	READ	Can we play? Can we play with the kitten? Can we play with the kitten together? I <u>must</u> not <u>grip</u> it. I <u>must</u> not <u>grab</u> it. I <u>must</u> not <u>grip</u> or <u>grab</u> it. He will <u>groan</u> . He will <u>groan</u> if I <u>grab</u> him. He will <u>groan</u> if I <u>grip</u> him.				

## TUESDAY





	WRITE	Copy the  and  words from Monday into your exercise books.
--	-------	--

## WEDNESDAY



	LOOK & SAY	together	cost	enough	kitten	noise
	SOUND OUT	pain	wail	trap	trail	
		must	drag	grab	groan	
	READ	I must not drag. I must not drag the kitten. I must not drag the kitten up the tree. I must not trap. I must not trap the kitten. I must not trap the kitten in the tree. The kitten will wail. The kitten will groan. The kitten will groan and <u>wail</u> . The kitten will <u>groan</u> and <u>wail</u> in the tree.				






# THURSDAY

	LOOK & SAY	together	cost	enough	kitten	noise
 	READ	 <p>What is that noise? It is a <u>wail</u>. It is a <u>groan</u>. It is a kitten! We <u>must</u> help the kitten. We <u>must</u> not <u>grab</u> the kitten. We <u>must</u> not <u>drag</u> the kitten. We <u>must</u> help the kitten together. Marie and Busi help the kitten. Marie has enough. Marie has enough to get a bike! Busi and Marie rode together.</p>				

# FRIDAY

	LOOK & SAY	together	cost	enough	kitten	noise
	DRAW & WRITE	<p>1. The kitten will <u>wail</u>.                  2. Marie and Busi rode together.</p>				




## MONDAY

	LOOK & SAY	together	cost	enough	kitten	noise
	SOUND OUT	pain	wail	trap	trail	
		must	drag	grab	groan	
	READ	Can we play? Can we play with the kitten? Can we play with the kitten together? I <u>must</u> not <u>grip</u> it. I <u>must</u> not <u>grab</u> it. I <u>must</u> not <u>grip</u> or <u>grab</u> it. He will <u>groan</u> . He will <u>groan</u> if I <u>grab</u> him. He will <u>groan</u> if I <u>grip</u> him.				





## TUESDAY

	WRITE	Copy the  and  words from Monday into your exercise books.
--	-------	--



## WEDNESDAY

	LOOK & SAY	together	cost	enough	kitten	noise
	SOUND OUT	pain	wail	trap	trail	
		must	drag	grab	groan	
	READ	I must not drag. I must not drag the kitten. I must not drag the kitten up the tree. I must not trap. I must not trap the kitten. I must not trap the kitten in the tree. The kitten will wail. The kitten will groan. The kitten will groan and <u>wail</u> . The kitten will <u>groan</u> and <u>wail</u> in the tree.				




# THURSDAY

	LOOK & SAY	together	cost	enough	kitten	noise
 	READ	 <p>What is that noise? It is a <u>wail</u>. It is a <u>groan</u>. It is a kitten! We <u>must</u> help the kitten. We <u>must</u> not <u>grab</u> the kitten. We <u>must</u> not <u>drag</u> the kitten. We <u>must</u> help the kitten together. Marie and Busi help the kitten. Marie has enough. Marie has enough to get a bike! Busi and Marie rode together.</p>				

# FRIDAY

	LOOK & SAY	together	cost	enough	kitten	noise
	DRAW & WRITE	<ol style="list-style-type: none"> <li>1. The kitten will <u>wail</u>.</li> <li>2. Marie and Busi rode together.</li> </ol>				




## MONDAY

	LOOK & SAY	together	cost	enough	kitten	noise
	SOUND OUT	pain	wail	trap	trail	
		must	drag	grab	groan	
	READ	Can we play? Can we play with the kitten? Can we play with the kitten together? I <u>must</u> not <u>grip</u> it. I <u>must</u> not <u>grab</u> it. I <u>must</u> not <u>grip</u> or <u>grab</u> it. He will <u>groan</u> . He will <u>groan</u> if I <u>grab</u> him. He will <u>groan</u> if I <u>grip</u> him.				

## TUESDAY




	WRITE	Copy the  and  words from Monday into your exercise books.				
--	-------	--	--	--	--	--

## WEDNESDAY



	LOOK & SAY	together	cost	enough	kitten	noise
	SOUND OUT	pain	wail	trap	trail	
		must	drag	grab	groan	
	READ	I must not drag. I must not drag the kitten. I must not drag the kitten up the tree. I must not trap. I must not trap the kitten. I must not trap the kitten in the tree. The kitten will wail. The kitten will groan. The kitten will groan and <u>wail</u> . The kitten will <u>groan</u> and <u>wail</u> in the tree.				






# THURSDAY

	LOOK & SAY	together	cost	enough	kitten	noise
	READ					
<p>What is that noise? It is a <u>wail</u>. It is a <u>groan</u>. It is a kitten! We <u>must</u> help the kitten. We <u>must</u> not <u>grab</u> the kitten. We <u>must</u> not <u>drag</u> the kitten. We <u>must</u> help the kitten together. Marie and Busi help the kitten. Marie has enough. Marie has enough to get a bike! Busi and Marie rode together.</p>						

# FRIDAY

	LOOK & SAY	together	cost	enough	kitten	noise
	DRAW & WRITE	<p>1. The kitten will <u>wail</u>.                  2. Marie and Busi rode together.</p>				




## MONDAY

	LOOK & SAY	together	cost	enough	kitten	noise
	SOUND OUT	pain	wail	trap	trail	
		must	drag	grab	groan	
	READ	Can we play? Can we play with the kitten? Can we play with the kitten together? I <u>must</u> not <u>grip</u> it. I <u>must</u> not <u>grab</u> it. I <u>must</u> not <u>grip</u> or <u>grab</u> it. He will <u>groan</u> . He will <u>groan</u> if I <u>grab</u> him. He will <u>groan</u> if I <u>grip</u> him.				

## TUESDAY





	WRITE	Copy the  and  words from Monday into your exercise books.				
--	-------	--	--	--	--	--

## WEDNESDAY



	LOOK & SAY	together	cost	enough	kitten	noise
	SOUND OUT	pain	wail	trap	trail	
		must	drag	grab	groan	
	READ	I must not drag. I must not drag the kitten. I must not drag the kitten up the tree. I must not trap. I must not trap the kitten. I must not trap the kitten in the tree. The kitten will wail. The kitten will groan. The kitten will groan and <u>wail</u> . The kitten will <u>groan</u> and <u>wail</u> in the tree.				






# THURSDAY

	LOOK & SAY	together	cost	enough	kitten	noise
 	READ					
		<p>What is that noise? It is a <u>wail</u>. It is a <u>groan</u>. It is a kitten! We <u>must</u> help the kitten. We <u>must</u> not <u>grab</u> the kitten. We <u>must</u> not <u>drag</u> the kitten. We <u>must</u> help the kitten together. Marie and Busi help the kitten. Marie has enough. Marie has enough to get a bike! Busi and Marie rode together.</p>				

# FRIDAY

	LOOK & SAY	together	cost	enough	kitten	noise
	DRAW & WRITE	<ol style="list-style-type: none"> <li>1. The kitten will <u>wail</u>.</li> <li>2. Marie and Busi rode together.</li> </ol>				




## MONDAY

	LOOK & SAY	together	cost	enough	kitten	noise
	SOUND OUT	pain	wail	trap	trail	
		must	drag	grab	groan	
	READ	Can we play? Can we play with the kitten? Can we play with the kitten together? I <u>must</u> not <u>grip</u> it. I <u>must</u> not <u>grab</u> it. I <u>must</u> not <u>grip</u> or <u>grab</u> it. He will <u>groan</u> . He will <u>groan</u> if I <u>grab</u> him. He will <u>groan</u> if I <u>grip</u> him.				




## TUESDAY

	WRITE	Copy the  and  words from Monday into your exercise books.
--	-------	--



## WEDNESDAY

	LOOK & SAY	together	cost	enough	kitten	noise
	SOUND OUT	pain	wail	trap	trail	
		must	drag	grab	groan	
	READ	I must not drag. I must not drag the kitten. I must not drag the kitten up the tree. I must not trap. I must not trap the kitten. I must not trap the kitten in the tree. The kitten will wail. The kitten will groan. The kitten will groan and <u>wail</u> . The kitten will <u>groan</u> and <u>wail</u> in the tree.				




# THURSDAY

	LOOK & SAY	together	cost	enough	kitten	noise
	READ					
<p>What is that noise? It is a <u>wail</u>. It is a <u>groan</u>. It is a kitten! We <u>must</u> help the kitten. We <u>must</u> not <u>grab</u> the kitten. We <u>must</u> not <u>drag</u> the kitten. We <u>must</u> help the kitten together. Marie and Busi help the kitten. Marie has enough. Marie has enough to get a bike! Busi and Marie rode together.</p>						

# FRIDAY

	LOOK & SAY	together	cost	enough	kitten	noise
	DRAW & WRITE	<ol style="list-style-type: none"> <li>1. The kitten will <u>wail</u>.</li> <li>2. Marie and Busi rode together.</li> </ol>				




## MONDAY

	LOOK & SAY	together	cost	enough	kitten	noise
	SOUND OUT	pain	wail	trap	trail	
		must	drag	grab	groan	
	READ	Can we play? Can we play with the kitten? Can we play with the kitten together? I <u>must</u> not <u>grip</u> it. I <u>must</u> not <u>grab</u> it. I <u>must</u> not <u>grip</u> or <u>grab</u> it. He will <u>groan</u> . He will <u>groan</u> if I <u>grab</u> him. He will <u>groan</u> if I <u>grip</u> him.				

## TUESDAY




	WRITE	Copy the  and  words from Monday into your exercise books.
--	-------	--

## WEDNESDAY



	LOOK & SAY	together	cost	enough	kitten	noise
	SOUND OUT	pain	wail	trap	trail	
		must	drag	grab	groan	
	READ	I must not drag. I must not drag the kitten. I must not drag the kitten up the tree. I must not trap. I must not trap the kitten. I must not trap the kitten in the tree. The kitten will wail. The kitten will groan. The kitten will groan and <u>wail</u> . The kitten will <u>groan</u> and <u>wail</u> in the tree.				






# THURSDAY

	LOOK & SAY	together	cost	enough	kitten	noise
	READ	 <p>What is that noise? It is a <u>wail</u>. It is a <u>groan</u>. It is a kitten! We <u>must</u> help the kitten. We <u>must</u> not <u>grab</u> the kitten. We <u>must</u> not <u>drag</u> the kitten. We <u>must</u> help the kitten together. Marie and Busi help the kitten. Marie has enough. Marie has enough to get a bike! Busi and Marie rode together.</p>				

# FRIDAY

	LOOK & SAY	together	cost	enough	kitten	noise
	DRAW & WRITE	<ol style="list-style-type: none"> <li>1. The kitten will <u>wail</u>.</li> <li>2. Marie and Busi rode together.</li> </ol>				




## MONDAY

	LOOK & SAY	together	cost	enough	kitten	noise
	SOUND OUT	pain	wail	trap	trail	
		must	drag	grab	groan	
	READ	Can we play? Can we play with the kitten? Can we play with the kitten together? I <u>must</u> not <u>grip</u> it. I <u>must</u> not <u>grab</u> it. I <u>must</u> not <u>grip</u> or <u>grab</u> it. He will <u>groan</u> . He will <u>groan</u> if I <u>grab</u> him. He will <u>groan</u> if I <u>grip</u> him.				

## TUESDAY





	WRITE	Copy the  and  words from Monday into your exercise books.				
--	-------	--	--	--	--	--

## WEDNESDAY



	LOOK & SAY	together	cost	enough	kitten	noise
	SOUND OUT	pain	wail	trap	trail	
		must	drag	grab	groan	
	READ	I must not drag. I must not drag the kitten. I must not drag the kitten up the tree. I must not trap. I must not trap the kitten. I must not trap the kitten in the tree. The kitten will wail. The kitten will groan. The kitten will groan and <u>wail</u> . The kitten will <u>groan</u> and <u>wail</u> in the tree.				






# THURSDAY

	LOOK & SAY	together	cost	enough	kitten	noise
 	READ	 <p>What is that noise? It is a <u>wail</u>. It is a <u>groan</u>. It is a kitten! We <u>must</u> help the kitten. We <u>must</u> not <u>grab</u> the kitten. We <u>must</u> not <u>drag</u> the kitten. We <u>must</u> help the kitten together. Marie and Busi help the kitten. Marie has enough. Marie has enough to get a bike! Busi and Marie rode together.</p>				

# FRIDAY

	LOOK & SAY	together	cost	enough	kitten	noise
	DRAW & WRITE	<p>1. The kitten will <u>wail</u>.                  2. Marie and Busi rode together.</p>				




## MONDAY

	LOOK & SAY	together	cost	enough	kitten	noise
	SOUND OUT	pain	wail	trap	trail	
		must	drag	grab	groan	
	READ	Can we play? Can we play with the kitten? Can we play with the kitten together? I <u>must</u> not <u>grip</u> it. I <u>must</u> not <u>grab</u> it. I <u>must</u> not <u>grip</u> or <u>grab</u> it. He will <u>groan</u> . He will <u>groan</u> if I <u>grab</u> him. He will <u>groan</u> if I <u>grip</u> him.				





## TUESDAY

	WRITE	Copy the  and  words from Monday into your exercise books.
--	-------	--



## WEDNESDAY

	LOOK & SAY	together	cost	enough	kitten	noise
	SOUND OUT	pain	wail	trap	trail	
		must	drag	grab	groan	
	READ	I must not drag. I must not drag the kitten. I must not drag the kitten up the tree. I must not trap. I must not trap the kitten. I must not trap the kitten in the tree. The kitten will wail. The kitten will groan. The kitten will groan and <u>wail</u> . The kitten will <u>groan</u> and <u>wail</u> in the tree.				




# THURSDAY

	LOOK & SAY	together	cost	enough	kitten	noise
 	READ	 <p>What is that noise? It is a <u>wail</u>. It is a <u>groan</u>. It is a kitten! We <u>must</u> help the kitten. We <u>must</u> not <u>grab</u> the kitten. We <u>must</u> not <u>drag</u> the kitten. We <u>must</u> help the kitten together. Marie and Busi help the kitten. Marie has enough. Marie has enough to get a bike! Busi and Marie rode together.</p>				

# FRIDAY

	LOOK & SAY	together	cost	enough	kitten	noise
	DRAW & WRITE	<p>1. The kitten will <u>wail</u>.                  2. Marie and Busi rode together.</p>				




## MONDAY

	LOOK & SAY	together	cost	enough	kitten	noise
	SOUND OUT	pain	wail	trap	trail	
		must	drag	grab	groan	
	READ	Can we play? Can we play with the kitten? Can we play with the kitten together? I <u>must</u> not <u>grip</u> it. I <u>must</u> not <u>grab</u> it. I <u>must</u> not <u>grip</u> or <u>grab</u> it. He will <u>groan</u> . He will <u>groan</u> if I <u>grab</u> him. He will <u>groan</u> if I <u>grip</u> him.				

## TUESDAY




	WRITE	Copy the  and  words from Monday into your exercise books.				
--	-------	--	--	--	--	--

## WEDNESDAY



	LOOK & SAY	together	cost	enough	kitten	noise
	SOUND OUT	pain	wail	trap	trail	
		must	drag	grab	groan	
	READ	I must not drag. I must not drag the kitten. I must not drag the kitten up the tree. I must not trap. I must not trap the kitten. I must not trap the kitten in the tree. The kitten will wail. The kitten will groan. The kitten will groan and <u>wail</u> . The kitten will <u>groan</u> and <u>wail</u> in the tree.				






# THURSDAY

	LOOK & SAY	together	cost	enough	kitten	noise
	READ	 <p>What is that noise? It is a <u>wail</u>. It is a <u>groan</u>. It is a kitten! We <u>must</u> help the kitten. We <u>must</u> not <u>grab</u> the kitten. We <u>must</u> not <u>drag</u> the kitten. We <u>must</u> help the kitten together. Marie and Busi help the kitten. Marie has enough. Marie has enough to get a bike! Busi and Marie rode together.</p>				

# FRIDAY

	LOOK & SAY	together	cost	enough	kitten	noise
	DRAW & WRITE	<p>1. The kitten will <u>wail</u>.</p> <p>2. Marie and Busi rode together.</p>				




## MONDAY

	LOOK & SAY	together	cost	enough	kitten	noise
	SOUND OUT	pain	wail	trap	trail	
		must	drag	grab	groan	
	READ	Can we play? Can we play with the kitten? Can we play with the kitten together? I <u>must</u> not <u>grip</u> it. I <u>must</u> not <u>grab</u> it. I <u>must</u> not <u>grip</u> or <u>grab</u> it. He will <u>groan</u> . He will <u>groan</u> if I <u>grab</u> him. He will <u>groan</u> if I <u>grip</u> him.				

## TUESDAY




	WRITE	Copy the  and  words from Monday into your exercise books.				
--	-------	--	--	--	--	--

## WEDNESDAY



	LOOK & SAY	together	cost	enough	kitten	noise
	SOUND OUT	pain	wail	trap	trail	
		must	drag	grab	groan	
	READ	I must not drag. I must not drag the kitten. I must not drag the kitten up the tree. I must not trap. I must not trap the kitten. I must not trap the kitten in the tree. The kitten will wail. The kitten will groan. The kitten will groan and <u>wail</u> . The kitten will <u>groan</u> and <u>wail</u> in the tree.				






# THURSDAY

	LOOK & SAY	together	cost	enough	kitten	noise
	READ	 <p>What is that noise? It is a <u>wail</u>. It is a <u>groan</u>. It is a kitten! We <u>must</u> help the kitten. We <u>must</u> not <u>grab</u> the kitten. We <u>must</u> not <u>drag</u> the kitten. We <u>must</u> help the kitten together. Marie and Busi help the kitten. Marie has enough. Marie has enough to get a bike! Busi and Marie rode together.</p>				

# FRIDAY

	LOOK & SAY	together	cost	enough	kitten	noise
	DRAW & WRITE	<p>1. The kitten will <u>wail</u>.                  2. Marie and Busi rode together.</p>				




## MONDAY

	LOOK & SAY	together	cost	enough	kitten	noise
	SOUND OUT	pain	wail	trap	trail	
		must	drag	grab	groan	
	READ	Can we play? Can we play with the kitten? Can we play with the kitten together? I <u>must</u> not <u>grip</u> it. I <u>must</u> not <u>grab</u> it. I <u>must</u> not <u>grip</u> or <u>grab</u> it. He will <u>groan</u> . He will <u>groan</u> if I <u>grab</u> him. He will <u>groan</u> if I <u>grip</u> him.				




## TUESDAY

	WRITE	Copy the  and  words from Monday into your exercise books.
--	-------	--



## WEDNESDAY

	LOOK & SAY	together	cost	enough	kitten	noise
	SOUND OUT	pain	wail	trap	trail	
		must	drag	grab	groan	
	READ	I must not drag. I must not drag the kitten. I must not drag the kitten up the tree. I must not trap. I must not trap the kitten. I must not trap the kitten in the tree. The kitten will wail. The kitten will groan. The kitten will groan and <u>wail</u> . The kitten will <u>groan</u> and <u>wail</u> in the tree.				

# THURSDAY

	LOOK & SAY	together	cost	enough	kitten	noise
	READ	 <p>What is that noise? It is a <u>wail</u>. It is a <u>groan</u>. It is a kitten! We <u>must</u> help the kitten. We <u>must</u> not <u>grab</u> the kitten. We <u>must</u> not <u>drag</u> the kitten. We <u>must</u> help the kitten together. Marie and Busi help the kitten. Marie has enough. Marie has enough to get a bike! Busi and Marie rode together.</p>				

# FRIDAY

	LOOK & SAY	together	cost	enough	kitten	noise
	DRAW & WRITE	<p>1. The kitten will <u>wail</u>.                  2. Marie and Busi rode together.</p>				