

GRADE 2







TERM 2 2020

ENGLISH  
FIRST ADDITIONAL  
LANGUAGE




WORKSHEET PACK









## MONDAY

	LOOK & SAY	Aunt	needs	happy	cousin	was
	SOUND OUT	greed	seed	weed	need	
		green	queen	seen	teen	
		I was happy. I was not sad. I see the <u>seed</u> . I see the <u>green seed</u> . I am happy to see the <u>green seed</u> .				
 	READ	My aunt is a <u>queen</u> . Have you seen my aunt the <u>queen</u> ? She was <u>seen</u> by the <u>weeds</u> . I <u>need</u> to see my aunt. My cousin has <u>green seeds</u> . She has <u>green seeds</u> for the <u>queen</u> . The <u>queen</u> will be happy. She will be happy to see the <u>green seeds</u> . The <u>queen needs</u> the <u>seeds</u> . My aunt the <u>queen needs</u> the <u>green seeds</u> .				





## TUESDAY

	WRITE	Copy the  and  words from Monday into your exercise books.
---	-------	--



## WEDNESDAY

	LOOK & SAY	Aunt	needs	happy	cousin	was
	SOUND OUT	greed	seed	weed	need	
		green	queen	seen	teen	
		I see the <u>weed</u> . Can you see the <u>weed</u> ? Can the <u>queen</u> see the <u>weed</u> ? The <u>weed</u> is <u>green</u> .				
 	READ	Do you see the <u>teen</u> ? The <u>teen</u> is happy. Have you <u>seen</u> the happy <u>teen</u> ? The happy <u>teen</u> is my cousin. My cousin is the happy <u>teen</u> . She sat is the <u>green weeds</u> . She is happy in the <u>green weeds</u> . Do you see the happy <u>teen</u> in the <u>green weeds</u> ? The <u>teen</u> is not sad. The <u>teen</u> is happy. My aunt will not be happy. She has not <u>seen</u> the <u>green weeds</u> . She has not <u>seen</u> the <u>teen</u> in the <u>green weeds</u> .				

# THURSDAY






	LOOK & SAY	Aunt	needs	happy	cousin	was
 	READ	 <p>Dintle is happy. Dintle can see her Aunt. Dintle can see her cousin. Her Aunt was sick. Dintle <u>needs</u> to help her Aunt. Dintle and her mom <u>need</u> to help her Aunt. Dintle has not <u>seen</u> Dumile. Dumile is happy. Dintle and Dumile are happy. Dintle and Dumile can play. Dintle and Dumile can play and be happy.</p>				

# FRIDAY




	LOOK & SAY	Aunt	needs	happy	cousin	was
	DRAW & WRITE	<ol style="list-style-type: none"> <li>1. My Aunt is the <u>queen</u>.</li> <li>2. Dintle and Dumile are happy.</li> </ol>				








## MONDAY

	LOOK & SAY	Aunt	needs	happy	cousin	was
	SOUND OUT	greed	seed	weed	need	
		green	queen	seen	teen	
	★	I was happy. I was not sad. I see the <u>seed</u> . I see the <u>green seed</u> . I am happy to see the <u>green seed</u> .				
 	READ	My aunt is a <u>queen</u> . Have you seen my aunt the <u>queen</u> ? She was <u>seen</u> by the <u>weeds</u> . I <u>need</u> to see my aunt. My cousin has <u>green seeds</u> . She has <u>green seeds</u> for the <u>queen</u> . The <u>queen</u> will be happy. She will be happy to see the <u>green seeds</u> . The <u>queen needs</u> the <u>seeds</u> . My aunt the <u>queen needs</u> the <u>green seeds</u> .				





## TUESDAY

	WRITE	Copy the  and  words from Monday into your exercise books.
---	-------	--



## WEDNESDAY

	LOOK & SAY	Aunt	needs	happy	cousin	was
	SOUND OUT	greed	seed	weed	need	
		green	queen	seen	teen	
	★	I see the <u>weed</u> . Can you see the <u>weed</u> ? Can the <u>queen</u> see the <u>weed</u> ? The <u>weed</u> is <u>green</u> .				
 	READ	Do you see the <u>teen</u> ? The <u>teen</u> is happy. Have you <u>seen</u> the happy <u>teen</u> ? The happy <u>teen</u> is my cousin. My cousin is the happy <u>teen</u> . She sat is the <u>green weeds</u> . She is happy in the <u>green weeds</u> . Do you see the happy <u>teen</u> in the <u>green weeds</u> ? The <u>teen</u> is not sad. The <u>teen</u> is happy. My aunt will not be happy. She has not <u>seen</u> the <u>green weeds</u> . She has not <u>seen</u> the <u>teen</u> in the <u>green weeds</u> .				






# THURSDAY

	LOOK & SAY	Aunt	needs	happy	cousin	was
 	READ	 <p>Dintle is happy. Dintle can see her Aunt. Dintle can see her cousin. Her Aunt was sick. Dintle <u>needs</u> to help her Aunt. Dintle and her mom <u>need</u> to help her Aunt. Dintle has not <u>seen</u> Dumini. Dumini is happy. Dintle and Dumini are happy. Dintle and Dumini can play. Dintle and Dumini can play and be happy.</p>				




# FRIDAY

	LOOK & SAY	Aunt	needs	happy	cousin	was
	DRAW & WRITE	<p>1. My Aunt is the <u>queen</u>.</p> <p>2. Dintle and Dumini are happy.</p>				






## MONDAY

	LOOK & SAY	Aunt	needs	happy	cousin	was
	SOUND OUT	greed	seed	weed	need	
		green	queen	seen	teen	
	★	I was happy. I was not sad. I see the <u>seed</u> . I see the <u>green seed</u> . I am happy to see the <u>green seed</u> .				
 	READ	My aunt is a <u>queen</u> . Have you seen my aunt the <u>queen</u> ? She was <u>seen</u> by the <u>weeds</u> . I <u>need</u> to see my aunt. My cousin has <u>green seeds</u> . She has <u>green seeds</u> for the <u>queen</u> . The <u>queen</u> will be happy. She will be happy to see the <u>green seeds</u> . The <u>queen needs</u> the <u>seeds</u> . My aunt the <u>queen needs</u> the <u>green seeds</u> .				





## TUESDAY

	WRITE	Copy the  and  words from Monday into your exercise books.
---	-------	--



## WEDNESDAY

	LOOK & SAY	Aunt	needs	happy	cousin	was
	SOUND OUT	greed	seed	weed	need	
		green	queen	seen	teen	
	★	I see the <u>weed</u> . Can you see the <u>weed</u> ? Can the <u>queen</u> see the <u>weed</u> ? The <u>weed</u> is <u>green</u> .				
 	READ	Do you see the <u>teen</u> ? The <u>teen</u> is happy. Have you <u>seen</u> the happy <u>teen</u> ? The happy <u>teen</u> is my cousin. My cousin is the happy <u>teen</u> . She sat is the <u>green weeds</u> . She is happy in the <u>green weeds</u> . Do you see the happy <u>teen</u> in the <u>green weeds</u> ? The <u>teen</u> is not sad. The <u>teen</u> is happy. My aunt will not be happy. She has not <u>seen</u> the <u>green weeds</u> . She has not <u>seen</u> the <u>teen</u> in the <u>green weeds</u> .				







# THURSDAY

	LOOK & SAY	Aunt	needs	happy	cousin	was
 	READ	 <p>Dintle is happy. Dintle can see her Aunt. Dintle can see her cousin. Her Aunt was sick. Dintle <u>needs</u> to help her Aunt. Dintle and her mom <u>need</u> to help her Aunt. Dintle has not <u>seen</u> Dumini. Dumini is happy. Dintle and Dumini are happy. Dintle and Dumini can play. Dintle and Dumini can play and be happy.</p>				




# FRIDAY

	LOOK & SAY	Aunt	needs	happy	cousin	was
	DRAW & WRITE	<ol style="list-style-type: none"> <li>1. My Aunt is the <u>queen</u>.</li> <li>2. Dintle and Dumini are happy.</li> </ol>				





MONDAY

	LOOK & SAY	Aunt	needs	happy	cousin	was
	SOUND OUT	greed	seed	weed	need	
		green	queen	seen	teen	
		I was happy. I was not sad. I see the <u>seed</u> . I see the <u>green seed</u> . I am happy to see the <u>green seed</u> .				
 	READ	My aunt is a <u>queen</u> . Have you seen my aunt the <u>queen</u> ? She was <u>seen</u> by the <u>weeds</u> . I <u>need</u> to see my aunt. My cousin has <u>green seeds</u> . She has <u>green seeds</u> for the <u>queen</u> . The <u>queen</u> will be happy. She will be happy to see the <u>green seeds</u> . The <u>queen needs</u> the <u>seeds</u> . My aunt the <u>queen needs</u> the <u>green seeds</u> .				

TUESDAY





	WRITE	Copy the  and  words from Monday into your exercise books.
---	-------	--

WEDNESDAY



	LOOK & SAY	Aunt	needs	happy	cousin	was
	SOUND OUT	greed	seed	weed	need	
		green	queen	seen	teen	
	★	I see the <u>weed</u> . Can you see the <u>weed</u> ? Can the <u>queen</u> see the <u>weed</u> ? The <u>weed</u> is <u>green</u> .				
	READ	Do you see the <u>teen</u> ? The <u>teen</u> is happy. Have you <u>seen</u> the happy <u>teen</u> ? The happy <u>teen</u> is my cousin. My cousin is the happy <u>teen</u> . She sat is the <u>green weeds</u> . She is happy in the <u>green weeds</u> . Do you see the happy <u>teen</u> in the <u>green weeds</u> ? The <u>teen</u> is not sad. The <u>teen</u> is happy. My aunt will not be happy. She has not <u>seen</u> the <u>green weeds</u> . She has not <u>seen</u> the <u>teen</u> in the <u>green weeds</u> .				









# THURSDAY

	LOOK & SAY	Aunt	needs	happy	cousin	was
 	READ	 <p>Dintle is happy. Dintle can see her Aunt. Dintle can see her cousin. Her Aunt was sick. Dintle <u>needs</u> to help her Aunt. Dintle and her mom <u>need</u> to help her Aunt. Dintle has not <u>seen</u> Dumile. Dumile is happy. Dintle and Dumile are happy. Dintle and Dumile can play. Dintle and Dumile can play and be happy.</p>				




# FRIDAY

	LOOK & SAY	Aunt	needs	happy	cousin	was
	DRAW & WRITE	<ol style="list-style-type: none"> <li>1. My Aunt is the <u>queen</u>.</li> <li>2. Dintle and Dumile are happy.</li> </ol>				





MONDAY

	LOOK & SAY	Aunt	needs	happy	cousin	was
	SOUND OUT	greed	seed	weed	need	
		green	queen	seen	teen	
		I was happy. I was not sad. I see the <u>seed</u> . I see the <u>green seed</u> . I am happy to see the <u>green seed</u> .				
 	READ	My aunt is a <u>queen</u> . Have you seen my aunt the <u>queen</u> ? She was <u>seen</u> by the <u>weeds</u> . I <u>need</u> to see my aunt. My cousin has <u>green seeds</u> . She has <u>green seeds</u> for the <u>queen</u> . The <u>queen</u> will be happy. She will be happy to see the <u>green seeds</u> . The <u>queen needs</u> the <u>seeds</u> . My aunt the <u>queen needs</u> the <u>green seeds</u> .				





TUESDAY

	WRITE	Copy the  and  words from Monday into your exercise books.
---	-------	--



WEDNESDAY

	LOOK & SAY	Aunt	needs	happy	cousin	was
	SOUND OUT	greed	seed	weed	need	
		green	queen	seen	teen	
	★	I see the <u>weed</u> . Can you see the <u>weed</u> ? Can the <u>queen</u> see the <u>weed</u> ? The <u>weed</u> is <u>green</u> .				
	READ	Do you see the <u>teen</u> ? The <u>teen</u> is happy. Have you <u>seen</u> the happy <u>teen</u> ? The happy <u>teen</u> is my cousin. My cousin is the happy <u>teen</u> . She sat is the <u>green weeds</u> . She is happy in the <u>green weeds</u> . Do you see the happy <u>teen</u> in the <u>green weeds</u> ? The <u>teen</u> is not sad. The <u>teen</u> is happy. My aunt will not be happy. She has not <u>seen</u> the <u>green weeds</u> . She has not <u>seen</u> the <u>teen</u> in the <u>green weeds</u> .				

# THURSDAY






	LOOK & SAY	Aunt	needs	happy	cousin	was
 	READ	 <p>Dintle is happy. Dintle can see her Aunt. Dintle can see her cousin. Her Aunt was sick. Dintle <u>needs</u> to help her Aunt. Dintle and her mom <u>need</u> to help her Aunt. Dintle has not <u>seen</u> Dumile. Dumile is happy. Dintle and Dumile are happy. Dintle and Dumile can play. Dintle and Dumile can play and be happy.</p>				

# FRIDAY




	LOOK & SAY	Aunt	needs	happy	cousin	was
	DRAW & WRITE	<p>1. My Aunt is the <u>queen</u>.</p> <p>2. Dintle and Dumile are happy.</p>				








MONDAY

	LOOK & SAY	Aunt	needs	happy	cousin	was
	SOUND OUT	greed	seed	weed	need	
		green	queen	seen	teen	
		I was happy. I was not sad. I see the <u>seed</u> . I see the <u>green seed</u> . I am happy to see the <u>green seed</u> .				
	READ	My aunt is a <u>queen</u> . Have you seen my aunt the <u>queen</u> ? She was <u>seen</u> by the <u>weeds</u> . I <u>need</u> to see my aunt. My cousin has <u>green seeds</u> . She has <u>green seeds</u> for the <u>queen</u> . The <u>queen</u> will be happy. She will be happy to see the <u>green seeds</u> . The <u>queen needs</u> the <u>seeds</u> . My aunt the <u>queen needs</u> the <u>green seeds</u> .				





TUESDAY

	WRITE	Copy the  and  words from Monday into your exercise books.				
---	-------	--	--	--	--	--



WEDNESDAY

	LOOK & SAY	Aunt	needs	happy	cousin	was
	SOUND OUT	greed	seed	weed	need	
		green	queen	seen	teen	
		I see the <u>weed</u> . Can you see the <u>weed</u> ? Can the <u>queen</u> see the <u>weed</u> ? The <u>weed</u> is <u>green</u> .				
	READ	Do you see the <u>teen</u> ? The <u>teen</u> is happy. Have you <u>seen</u> the happy <u>teen</u> ? The happy <u>teen</u> is my cousin. My cousin is the happy <u>teen</u> . She sat is the <u>green weeds</u> . She is happy in the <u>green weeds</u> . Do you see the happy <u>teen</u> in the <u>green weeds</u> ? The <u>teen</u> is not sad. The <u>teen</u> is happy. My aunt will not be happy. She has not <u>seen</u> the <u>green weeds</u> . She has not <u>seen</u> the <u>teen</u> in the <u>green weeds</u> .				






# THURSDAY

	LOOK & SAY	Aunt	needs	happy	cousin	was
 	READ	 <p>Dintle is happy. Dintle can see her Aunt. Dintle can see her cousin. Her Aunt was sick. Dintle <u>needs</u> to help her Aunt. Dintle and her mom <u>need</u> to help her Aunt. Dintle has not <u>seen</u> Dumile. Dumile is happy. Dintle and Dumile are happy. Dintle and Dumile can play. Dintle and Dumile can play and be happy.</p>				




# FRIDAY

	LOOK & SAY	Aunt	needs	happy	cousin	was
	DRAW & WRITE	<p>1. My Aunt is the <u>queen</u>.</p> <p>2. Dintle and Dumile are happy.</p>				






## MONDAY

	LOOK & SAY	Aunt	needs	happy	cousin	was
	SOUND OUT	greed	seed	weed	need	
		green	queen	seen	teen	
	★	I was happy. I was not sad. I see the <u>seed</u> . I see the <u>green seed</u> . I am happy to see the <u>green seed</u> .				
 	READ	My aunt is a <u>queen</u> . Have you seen my aunt the <u>queen</u> ? She was <u>seen</u> by the <u>weeds</u> . I <u>need</u> to see my aunt. My cousin has <u>green seeds</u> . She has <u>green seeds</u> for the <u>queen</u> . The <u>queen</u> will be happy. She will be happy to see the <u>green seeds</u> . The <u>queen needs</u> the <u>seeds</u> . My aunt the <u>queen needs</u> the <u>green seeds</u> .				





## TUESDAY

	WRITE	Copy the  and  words from Monday into your exercise books.
---	-------	--



## WEDNESDAY

	LOOK & SAY	Aunt	needs	happy	cousin	was
	SOUND OUT	greed	seed	weed	need	
		green	queen	seen	teen	
	★	I see the <u>weed</u> . Can you see the <u>weed</u> ? Can the <u>queen</u> see the <u>weed</u> ? The <u>weed</u> is <u>green</u> .				
 	READ	Do you see the <u>teen</u> ? The <u>teen</u> is happy. Have you <u>seen</u> the happy <u>teen</u> ? The happy <u>teen</u> is my cousin. My cousin is the happy <u>teen</u> . She sat is the <u>green weeds</u> . She is happy in the <u>green weeds</u> . Do you see the happy <u>teen</u> in the <u>green weeds</u> ? The <u>teen</u> is not sad. The <u>teen</u> is happy. My aunt will not be happy. She has not <u>seen</u> the <u>green weeds</u> . She has not <u>seen</u> the <u>teen</u> in the <u>green weeds</u> .				






# THURSDAY

	LOOK & SAY	Aunt	needs	happy	cousin	was
 	READ	 <p>Dintle is happy. Dintle can see her Aunt. Dintle can see her cousin. Her Aunt was sick. Dintle <u>needs</u> to help her Aunt. Dintle and her mom <u>need</u> to help her Aunt. Dintle has not <u>seen</u> Dumini. Dumini is happy. Dintle and Dumini are happy. Dintle and Dumini can play. Dintle and Dumini can play and be happy.</p>				




# FRIDAY

	LOOK & SAY	Aunt	needs	happy	cousin	was
	DRAW & WRITE	<ol style="list-style-type: none"> <li>1. My Aunt is the <u>queen</u>.</li> <li>2. Dintle and Dumini are happy.</li> </ol>				






MONDAY

	LOOK & SAY	Aunt	needs	happy	cousin	was
	SOUND OUT	greed	seed	weed	need	
		green	queen	seen	teen	
	★	I was happy. I was not sad. I see the <u>seed</u> . I see the <u>green seed</u> . I am happy to see the <u>green seed</u> .				
 	READ	My aunt is a <u>queen</u> . Have you seen my aunt the <u>queen</u> ? She was <u>seen</u> by the <u>weeds</u> . I <u>need</u> to see my aunt. My cousin has <u>green seeds</u> . She has <u>green seeds</u> for the <u>queen</u> . The <u>queen</u> will be happy. She will be happy to see the <u>green seeds</u> . The <u>queen needs</u> the <u>seeds</u> . My aunt the <u>queen needs</u> the <u>green seeds</u> .				

TUESDAY





	WRITE	Copy the  and  words from Monday into your exercise books.
---	-------	--

WEDNESDAY



	LOOK & SAY	Aunt	needs	happy	cousin	was
	SOUND OUT	greed	seed	weed	need	
		green	queen	seen	teen	
		I see the <u>weed</u> . Can you see the <u>weed</u> ? Can the <u>queen</u> see the <u>weed</u> ? The <u>weed</u> is <u>green</u> .				
	READ	Do you see the <u>teen</u> ? The <u>teen</u> is happy. Have you <u>seen</u> the happy <u>teen</u> ? The happy <u>teen</u> is my cousin. My cousin is the happy <u>teen</u> . She sat is the <u>green weeds</u> . She is happy in the <u>green weeds</u> . Do you see the happy <u>teen</u> in the <u>green weeds</u> ? The <u>teen</u> is not sad. The <u>teen</u> is happy. My aunt will not be happy. She has not <u>seen</u> the <u>green weeds</u> . She has not <u>seen</u> the <u>teen</u> in the <u>green weeds</u> .				








# THURSDAY

	LOOK & SAY	Aunt	needs	happy	cousin	was
 	READ	 <p>Dintle is happy. Dintle can see her Aunt. Dintle can see her cousin. Her Aunt was sick. Dintle <u>needs</u> to help her Aunt. Dintle and her mom <u>need</u> to help her Aunt. Dintle has not <u>seen</u> Dumini. Dumini is happy. Dintle and Dumini are happy. Dintle and Dumini can play. Dintle and Dumini can play and be happy.</p>				




# FRIDAY

	LOOK & SAY	Aunt	needs	happy	cousin	was
	DRAW & WRITE	<ol style="list-style-type: none"> <li>1. My Aunt is the <u>queen</u>.</li> <li>2. Dintle and Dumini are happy.</li> </ol>				






## MONDAY

	LOOK & SAY	Aunt	needs	happy	cousin	was
	SOUND OUT	greed	seed	weed	need	
		green	queen	seen	teen	
	★	I was happy. I was not sad. I see the <u>seed</u> . I see the <u>green seed</u> . I am happy to see the <u>green seed</u> .				
 	READ	My aunt is a <u>queen</u> . Have you seen my aunt the <u>queen</u> ? She was <u>seen</u> by the <u>weeds</u> . I <u>need</u> to see my aunt. My cousin has <u>green seeds</u> . She has <u>green seeds</u> for the <u>queen</u> . The <u>queen</u> will be happy. She will be happy to see the <u>green seeds</u> . The <u>queen needs</u> the <u>seeds</u> . My aunt the <u>queen needs</u> the <u>green seeds</u> .				





## TUESDAY

	WRITE	Copy the  and  words from Monday into your exercise books.
---	-------	--



## WEDNESDAY

	LOOK & SAY	Aunt	needs	happy	cousin	was
	SOUND OUT	greed	seed	weed	need	
		green	queen	seen	teen	
	★	I see the <u>weed</u> . Can you see the <u>weed</u> ? Can the <u>queen</u> see the <u>weed</u> ? The <u>weed</u> is <u>green</u> .				
 	READ	Do you see the <u>teen</u> ? The <u>teen</u> is happy. Have you <u>seen</u> the happy <u>teen</u> ? The happy <u>teen</u> is my cousin. My cousin is the happy <u>teen</u> . She sat is the <u>green weeds</u> . She is happy in the <u>green weeds</u> . Do you see the happy <u>teen</u> in the <u>green weeds</u> ? The <u>teen</u> is not sad. The <u>teen</u> is happy. My aunt will not be happy. She has not <u>seen</u> the <u>green weeds</u> . She has not <u>seen</u> the <u>teen</u> in the <u>green weeds</u> .				

# THURSDAY







	LOOK & SAY	Aunt	needs	happy	cousin	was
 	READ	 <p>Dintle is happy. Dintle can see her Aunt. Dintle can see her cousin. Her Aunt was sick. Dintle <u>needs</u> to help her Aunt. Dintle and her mom <u>need</u> to help her Aunt. Dintle has not <u>seen</u> Dumini. Dumini is happy. Dintle and Dumini are happy. Dintle and Dumini can play. Dintle and Dumini can play and be happy.</p>				

# FRIDAY




	LOOK & SAY	Aunt	needs	happy	cousin	was
	DRAW & WRITE	<ol style="list-style-type: none"> <li>1. My Aunt is the <u>queen</u>.</li> <li>2. Dintle and Dumini are happy.</li> </ol>				








MONDAY

	LOOK & SAY	Aunt	needs	happy	cousin	was
	SOUND OUT	greed	seed	weed	need	
		green	queen	seen	teen	
		I was happy. I was not sad. I see the <u>seed</u> . I see the <u>green seed</u> . I am happy to see the <u>green seed</u> .				
 	READ	My aunt is a <u>queen</u> . Have you seen my aunt the <u>queen</u> ? She was <u>seen</u> by the <u>weeds</u> . I <u>need</u> to see my aunt. My cousin has <u>green seeds</u> . She has <u>green seeds</u> for the <u>queen</u> . The <u>queen</u> will be happy. She will be happy to see the <u>green seeds</u> . The <u>queen needs</u> the <u>seeds</u> . My aunt the <u>queen needs</u> the <u>green seeds</u> .				




TUESDAY

	WRITE	Copy the  and  words from Monday into your exercise books.				
---	-------	--	--	--	--	--



WEDNESDAY

	LOOK & SAY	Aunt	needs	happy	cousin	was
	SOUND OUT	greed	seed	weed	need	
		green	queen	seen	teen	
		I see the <u>weed</u> . Can you see the <u>weed</u> ? Can the <u>queen</u> see the <u>weed</u> ? The <u>weed</u> is <u>green</u> .				
	READ	Do you see the <u>teen</u> ? The <u>teen</u> is happy. Have you <u>seen</u> the happy <u>teen</u> ? The happy <u>teen</u> is my cousin. My cousin is the happy <u>teen</u> . She sat is the <u>green weeds</u> . She is happy in the <u>green weeds</u> . Do you see the happy <u>teen</u> in the <u>green weeds</u> ? The <u>teen</u> is not sad. The <u>teen</u> is happy. My aunt will not be happy. She has not <u>seen</u> the <u>green weeds</u> . She has not <u>seen</u> the <u>teen</u> in the <u>green weeds</u> .				






# THURSDAY

	LOOK & SAY	Aunt	needs	happy	cousin	was
	READ	<div data-bbox="427 315 1428 981">  </div> <p data-bbox="379 1025 1437 1339">Dintle is happy. Dintle can see her Aunt. Dintle can see her cousin. Her Aunt was sick. Dintle <u>needs</u> to help her Aunt. Dintle and her mom <u>need</u> to help her Aunt. Dintle has not <u>seen</u> Dumile. Dumile is happy. Dintle and Dumile are happy. Dintle and Dumile can play. Dintle and Dumile can play and be happy.</p>				




# FRIDAY

	LOOK & SAY	Aunt	needs	happy	cousin	was
	DRAW & WRITE	<ol style="list-style-type: none"> <li>1. My Aunt is the <u>queen</u>.</li> <li>2. Dintle and Dumile are happy.</li> </ol>				






## MONDAY

	LOOK & SAY	Aunt	needs	happy	cousin	was
	SOUND OUT	greed	seed	weed	need	
		green	queen	seen	teen	
	★	I was happy. I was not sad. I see the <u>seed</u> . I see the <u>green seed</u> . I am happy to see the <u>green seed</u> .				
 	READ	My aunt is a <u>queen</u> . Have you seen my aunt the <u>queen</u> ? She was <u>seen</u> by the <u>weeds</u> . I <u>need</u> to see my aunt. My cousin has <u>green seeds</u> . She has <u>green seeds</u> for the <u>queen</u> . The <u>queen</u> will be happy. She will be happy to see the <u>green seeds</u> . The <u>queen needs</u> the <u>seeds</u> . My aunt the <u>queen needs</u> the <u>green seeds</u> .				




## TUESDAY

	WRITE	Copy the  and  words from Monday into your exercise books.
---	-------	--



## WEDNESDAY

	LOOK & SAY	Aunt	needs	happy	cousin	was
	SOUND OUT	greed	seed	weed	need	
		green	queen	seen	teen	
	★	I see the <u>weed</u> . Can you see the <u>weed</u> ? Can the <u>queen</u> see the <u>weed</u> ? The <u>weed</u> is <u>green</u> .				
 	READ	Do you see the <u>teen</u> ? The <u>teen</u> is happy. Have you <u>seen</u> the happy <u>teen</u> ? The happy <u>teen</u> is my cousin. My cousin is the happy <u>teen</u> . She sat is the <u>green weeds</u> . She is happy in the <u>green weeds</u> . Do you see the happy <u>teen</u> in the <u>green weeds</u> ? The <u>teen</u> is not sad. The <u>teen</u> is happy. My aunt will not be happy. She has not <u>seen</u> the <u>green weeds</u> . She has not <u>seen</u> the <u>teen</u> in the <u>green weeds</u> .				






# THURSDAY

	LOOK & SAY	Aunt	needs	happy	cousin	was
	READ	<div data-bbox="427 315 1428 981">  </div> <p data-bbox="379 1025 1437 1339">Dintle is happy. Dintle can see her Aunt. Dintle can see her cousin. Her Aunt was sick. Dintle <u>needs</u> to help her Aunt. Dintle and her mom <u>need</u> to help her Aunt. Dintle has not <u>seen</u> Dumile. Dumile is happy. Dintle and Dumile are happy. Dintle and Dumile can play. Dintle and Dumile can play and be happy.</p>				




# FRIDAY

	LOOK & SAY	Aunt	needs	happy	cousin	was
	DRAW & WRITE	<ol style="list-style-type: none"> <li>1. My Aunt is the <u>queen</u>.</li> <li>2. Dintle and Dumile are happy.</li> </ol>				






MONDAY

	LOOK & SAY	Aunt	needs	happy	cousin	was
	SOUND OUT	greed	seed	weed	need	
		green	queen	seen	teen	
		I was happy. I was not sad. I see the <u>seed</u> . I see the <u>green seed</u> . I am happy to see the <u>green seed</u> .				
	READ	My aunt is a <u>queen</u> . Have you seen my aunt the <u>queen</u> ? She was <u>seen</u> by the <u>weeds</u> . I <u>need</u> to see my aunt. My cousin has <u>green seeds</u> . She has <u>green seeds</u> for the <u>queen</u> . The <u>queen</u> will be happy. She will be happy to see the <u>green seeds</u> . The <u>queen needs</u> the <u>seeds</u> . My aunt the <u>queen needs</u> the <u>green seeds</u> .				

TUESDAY





	WRITE	Copy the  and  words from Monday into your exercise books.
---	-------	--

WEDNESDAY



	LOOK & SAY	Aunt	needs	happy	cousin	was
	SOUND OUT	greed	seed	weed	need	
		green	queen	seen	teen	
		I see the <u>weed</u> . Can you see the <u>weed</u> ? Can the <u>queen</u> see the <u>weed</u> ? The <u>weed</u> is <u>green</u> .				
	READ	Do you see the <u>teen</u> ? The <u>teen</u> is happy. Have you <u>seen</u> the happy <u>teen</u> ? The happy <u>teen</u> is my cousin. My cousin is the happy <u>teen</u> . She sat is the <u>green weeds</u> . She is happy in the <u>green weeds</u> . Do you see the happy <u>teen</u> in the <u>green weeds</u> ? The <u>teen</u> is not sad. The <u>teen</u> is happy. My aunt will not be happy. She has not <u>seen</u> the <u>green weeds</u> . She has not <u>seen</u> the <u>teen</u> in the <u>green weeds</u> .				








# THURSDAY

	LOOK & SAY	Aunt	needs	happy	cousin	was
 	READ	 <p>Dintle is happy. Dintle can see her Aunt. Dintle can see her cousin. Her Aunt was sick. Dintle <u>needs</u> to help her Aunt. Dintle and her mom <u>need</u> to help her Aunt. Dintle has not <u>seen</u> Dumile. Dumile is happy. Dintle and Dumile are happy. Dintle and Dumile can play. Dintle and Dumile can play and be happy.</p>				




# FRIDAY

	LOOK & SAY	Aunt	needs	happy	cousin	was
	DRAW & WRITE	<p>1. My Aunt is the <u>queen</u>.</p> <p>2. Dintle and Dumile are happy.</p>				





MONDAY

	LOOK & SAY	Aunt	needs	happy	cousin	was
	SOUND OUT	greed	seed	weed	need	
		green	queen	seen	teen	
		I was happy. I was not sad. I see the <u>seed</u> . I see the <u>green seed</u> . I am happy to see the <u>green seed</u> .				
	READ	My aunt is a <u>queen</u> . Have you seen my aunt the <u>queen</u> ? She was <u>seen</u> by the <u>weeds</u> . I <u>need</u> to see my aunt. My cousin has <u>green seeds</u> . She has <u>green seeds</u> for the <u>queen</u> . The <u>queen</u> will be happy. She will be happy to see the <u>green seeds</u> . The <u>queen needs</u> the <u>seeds</u> . My aunt the <u>queen needs</u> the <u>green seeds</u> .				





TUESDAY

	WRITE	Copy the  and  words from Monday into your exercise books.
---	-------	--



WEDNESDAY

	LOOK & SAY	Aunt	needs	happy	cousin	was
	SOUND OUT	greed	seed	weed	need	
		green	queen	seen	teen	
	★	I see the <u>weed</u> . Can you see the <u>weed</u> ? Can the <u>queen</u> see the <u>weed</u> ? The <u>weed</u> is <u>green</u> .				
	READ	Do you see the <u>teen</u> ? The <u>teen</u> is happy. Have you <u>seen</u> the happy <u>teen</u> ? The happy <u>teen</u> is my cousin. My cousin is the happy <u>teen</u> . She sat is the <u>green weeds</u> . She is happy in the <u>green weeds</u> . Do you see the happy <u>teen</u> in the <u>green weeds</u> ? The <u>teen</u> is not sad. The <u>teen</u> is happy. My aunt will not be happy. She has not <u>seen</u> the <u>green weeds</u> . She has not <u>seen</u> the <u>teen</u> in the <u>green weeds</u> .				

# THURSDAY






	LOOK & SAY	Aunt	needs	happy	cousin	was
 	READ	 <p>Dintle is happy. Dintle can see her Aunt. Dintle can see her cousin. Her Aunt was sick. Dintle <u>needs</u> to help her Aunt. Dintle and her mom <u>need</u> to help her Aunt. Dintle has not <u>seen</u> Dumile. Dumile is happy. Dintle and Dumile are happy. Dintle and Dumile can play. Dintle and Dumile can play and be happy.</p>				

# FRIDAY




	LOOK & SAY	Aunt	needs	happy	cousin	was
	DRAW & WRITE	<ol style="list-style-type: none"> <li>1. My Aunt is the <u>queen</u>.</li> <li>2. Dintle and Dumile are happy.</li> </ol>				









## MONDAY

	LOOK & SAY	Aunt	needs	happy	cousin	was
	SOUND OUT	greed	seed	weed	need	
		green	queen	seen	teen	
	★	I was happy. I was not sad. I see the <u>seed</u> . I see the <u>green seed</u> . I am happy to see the <u>green seed</u> .				
 	READ	My aunt is a <u>queen</u> . Have you seen my aunt the <u>queen</u> ? She was <u>seen</u> by the <u>weeds</u> . I <u>need</u> to see my aunt. My cousin has <u>green seeds</u> . She has <u>green seeds</u> for the <u>queen</u> . The <u>queen</u> will be happy. She will be happy to see the <u>green seeds</u> . The <u>queen needs</u> the <u>seeds</u> . My aunt the <u>queen needs</u> the <u>green seeds</u> .				





## TUESDAY

	WRITE	Copy the  and  words from Monday into your exercise books.
---	-------	--



## WEDNESDAY

	LOOK & SAY	Aunt	needs	happy	cousin	was
	SOUND OUT	greed	seed	weed	need	
		green	queen	seen	teen	
		I see the <u>weed</u> . Can you see the <u>weed</u> ? Can the <u>queen</u> see the <u>weed</u> ? The <u>weed</u> is <u>green</u> .				
 	READ	Do you see the <u>teen</u> ? The <u>teen</u> is happy. Have you <u>seen</u> the happy <u>teen</u> ? The happy <u>teen</u> is my cousin. My cousin is the happy <u>teen</u> . She sat is the <u>green weeds</u> . She is happy in the <u>green weeds</u> . Do you see the happy <u>teen</u> in the <u>green weeds</u> ? The <u>teen</u> is not sad. The <u>teen</u> is happy. My aunt will not be happy. She has not <u>seen</u> the <u>green weeds</u> . She has not <u>seen</u> the <u>teen</u> in the <u>green weeds</u> .				






# THURSDAY

	LOOK & SAY	Aunt	needs	happy	cousin	was
 	READ	 <p>Dintle is happy. Dintle can see her Aunt. Dintle can see her cousin. Her Aunt was sick. Dintle <u>needs</u> to help her Aunt. Dintle and her mom <u>need</u> to help her Aunt. Dintle has not <u>seen</u> Dumini. Dumini is happy. Dintle and Dumini are happy. Dintle and Dumini can play. Dintle and Dumini can play and be happy.</p>				




# FRIDAY

	LOOK & SAY	Aunt	needs	happy	cousin	was
	DRAW & WRITE	<ol style="list-style-type: none"> <li>1. My Aunt is the <u>queen</u>.</li> <li>2. Dintle and Dumini are happy.</li> </ol>				






MONDAY

	LOOK & SAY	Aunt	needs	happy	cousin	was
	SOUND OUT	greed	seed	weed	need	
		green	queen	seen	teen	
		I was happy. I was not sad. I see the <u>seed</u> . I see the <u>green seed</u> . I am happy to see the <u>green seed</u> .				
	READ	My aunt is a <u>queen</u> . Have you seen my aunt the <u>queen</u> ? She was <u>seen</u> by the <u>weeds</u> . I <u>need</u> to see my aunt. My cousin has <u>green seeds</u> . She has <u>green seeds</u> for the <u>queen</u> . The <u>queen</u> will be happy. She will be happy to see the <u>green seeds</u> . The <u>queen needs</u> the <u>seeds</u> . My aunt the <u>queen needs</u> the <u>green seeds</u> .				




TUESDAY

	WRITE	Copy the  and  words from Monday into your exercise books.				
---	-------	--	--	--	--	--



WEDNESDAY

	LOOK & SAY	Aunt	needs	happy	cousin	was
	SOUND OUT	greed	seed	weed	need	
		green	queen	seen	teen	
		I see the <u>weed</u> . Can you see the <u>weed</u> ? Can the <u>queen</u> see the <u>weed</u> ? The <u>weed</u> is <u>green</u> .				
	READ	Do you see the <u>teen</u> ? The <u>teen</u> is happy. Have you <u>seen</u> the happy <u>teen</u> ? The happy <u>teen</u> is my cousin. My cousin is the happy <u>teen</u> . She sat is the <u>green weeds</u> . She is happy in the <u>green weeds</u> . Do you see the happy <u>teen</u> in the <u>green weeds</u> ? The <u>teen</u> is not sad. The <u>teen</u> is happy. My aunt will not be happy. She has not <u>seen</u> the <u>green weeds</u> . She has not <u>seen</u> the <u>teen</u> in the <u>green weeds</u> .				






# THURSDAY

	LOOK & SAY	Aunt	needs	happy	cousin	was
	READ	 <p>Dintle is happy. Dintle can see her Aunt. Dintle can see her cousin. Her Aunt was sick. Dintle <u>needs</u> to help her Aunt. Dintle and her mom <u>need</u> to help her Aunt. Dintle has not <u>seen</u> Dumini. Dumini is happy. Dintle and Dumini are happy. Dintle and Dumini can play. Dintle and Dumini can play and be happy.</p>				




# FRIDAY

	LOOK & SAY	Aunt	needs	happy	cousin	was
	DRAW & WRITE	<ol style="list-style-type: none"> <li>1. My Aunt is the <u>queen</u>.</li> <li>2. Dintle and Dumini are happy.</li> </ol>				







MONDAY

	LOOK & SAY	Aunt	needs	happy	cousin	was
	SOUND OUT	greed	seed	weed	need	
		green	queen	seen	teen	
		I was happy. I was not sad. I see the <u>seed</u> . I see the <u>green seed</u> . I am happy to see the <u>green seed</u> .				
	READ	My aunt is a <u>queen</u> . Have you seen my aunt the <u>queen</u> ? She was <u>seen</u> by the <u>weeds</u> . I <u>need</u> to see my aunt. My cousin has <u>green seeds</u> . She has <u>green seeds</u> for the <u>queen</u> . The <u>queen</u> will be happy. She will be happy to see the <u>green seeds</u> . The <u>queen needs</u> the <u>seeds</u> . My aunt the <u>queen needs</u> the <u>green seeds</u> .				

TUESDAY





	WRITE	Copy the  and  words from Monday into your exercise books.				
---	-------	--	--	--	--	--

WEDNESDAY



	LOOK & SAY	Aunt	needs	happy	cousin	was
	SOUND OUT	greed	seed	weed	need	
		green	queen	seen	teen	
		I see the <u>weed</u> . Can you see the <u>weed</u> ? Can the <u>queen</u> see the <u>weed</u> ? The <u>weed</u> is <u>green</u> .				
 	READ	Do you see the <u>teen</u> ? The <u>teen</u> is happy. Have you <u>seen</u> the happy <u>teen</u> ? The happy <u>teen</u> is my cousin. My cousin is the happy <u>teen</u> . She sat is the <u>green weeds</u> . She is happy in the <u>green weeds</u> . Do you see the happy <u>teen</u> in the <u>green weeds</u> ? The <u>teen</u> is not sad. The <u>teen</u> is happy. My aunt will not be happy. She has not <u>seen</u> the <u>green weeds</u> . She has not <u>seen</u> the <u>teen</u> in the <u>green weeds</u> .				









# THURSDAY

	LOOK & SAY	Aunt	needs	happy	cousin	was
 	READ	 <p>Dintle is happy. Dintle can see her Aunt. Dintle can see her cousin. Her Aunt was sick. Dintle <u>needs</u> to help her Aunt. Dintle and her mom <u>need</u> to help her Aunt. Dintle has not <u>seen</u> Dumile. Dumile is happy. Dintle and Dumile are happy. Dintle and Dumile can play. Dintle and Dumile can play and be happy.</p>				




# FRIDAY

	LOOK & SAY	Aunt	needs	happy	cousin	was
	DRAW & WRITE	<ol style="list-style-type: none"> <li>1. My Aunt is the <u>queen</u>.</li> <li>2. Dintle and Dumile are happy.</li> </ol>				





MONDAY

	LOOK & SAY	Aunt	needs	happy	cousin	was
	SOUND OUT	greed	seed	weed	need	
		green	queen	seen	teen	
		I was happy. I was not sad. I see the <u>seed</u> . I see the <u>green seed</u> . I am happy to see the <u>green seed</u> .				
 	READ	My aunt is a <u>queen</u> . Have you seen my aunt the <u>queen</u> ? She was <u>seen</u> by the <u>weeds</u> . I <u>need</u> to see my aunt. My cousin has <u>green seeds</u> . She has <u>green seeds</u> for the <u>queen</u> . The <u>queen</u> will be happy. She will be happy to see the <u>green seeds</u> . The <u>queen needs</u> the <u>seeds</u> . My aunt the <u>queen needs</u> the <u>green seeds</u> .				




TUESDAY

	WRITE	Copy the  and  words from Monday into your exercise books.
---	-------	--



WEDNESDAY

	LOOK & SAY	Aunt	needs	happy	cousin	was
	SOUND OUT	greed	seed	weed	need	
		green	queen	seen	teen	
	★	I see the <u>weed</u> . Can you see the <u>weed</u> ? Can the <u>queen</u> see the <u>weed</u> ? The <u>weed</u> is <u>green</u> .				
	READ	Do you see the <u>teen</u> ? The <u>teen</u> is happy. Have you <u>seen</u> the happy <u>teen</u> ? The happy <u>teen</u> is my cousin. My cousin is the happy <u>teen</u> . She sat is the <u>green weeds</u> . She is happy in the <u>green weeds</u> . Do you see the happy <u>teen</u> in the <u>green weeds</u> ? The <u>teen</u> is not sad. The <u>teen</u> is happy. My aunt will not be happy. She has not <u>seen</u> the <u>green weeds</u> . She has not <u>seen</u> the <u>teen</u> in the <u>green weeds</u> .				

# THURSDAY






	LOOK & SAY	Aunt	needs	happy	cousin	was
	READ	<div data-bbox="427 315 1426 981">  </div> <p data-bbox="379 1025 1437 1339">Dintle is happy. Dintle can see her Aunt. Dintle can see her cousin. Her Aunt was sick. Dintle <u>needs</u> to help her Aunt. Dintle and her mom <u>need</u> to help her Aunt. Dintle has not <u>seen</u> Dumile. Dumile is happy. Dintle and Dumile are happy. Dintle and Dumile can play. Dintle and Dumile can play and be happy.</p>				

# FRIDAY




	LOOK & SAY	Aunt	needs	happy	cousin	was
	DRAW & WRITE	<ol style="list-style-type: none"> <li>1. My Aunt is the <u>queen</u>.</li> <li>2. Dintle and Dumile are happy.</li> </ol>				









## MONDAY

	LOOK & SAY	Aunt	needs	happy	cousin	was
	SOUND OUT	greed	seed	weed	need	
		green	queen	seen	teen	
	★	I was happy. I was not sad. I see the <u>seed</u> . I see the <u>green seed</u> . I am happy to see the <u>green seed</u> .				
 	READ	My aunt is a <u>queen</u> . Have you seen my aunt the <u>queen</u> ? She was <u>seen</u> by the <u>weeds</u> . I <u>need</u> to see my aunt. My cousin has <u>green seeds</u> . She has <u>green seeds</u> for the <u>queen</u> . The <u>queen</u> will be happy. She will be happy to see the <u>green seeds</u> . The <u>queen needs</u> the <u>seeds</u> . My aunt the <u>queen needs</u> the <u>green seeds</u> .				





## TUESDAY

	WRITE	Copy the  and  words from Monday into your exercise books.
---	-------	--



## WEDNESDAY

	LOOK & SAY	Aunt	needs	happy	cousin	was
	SOUND OUT	greed	seed	weed	need	
		green	queen	seen	teen	
		I see the <u>weed</u> . Can you see the <u>weed</u> ? Can the <u>queen</u> see the <u>weed</u> ? The <u>weed</u> is <u>green</u> .				
 	READ	Do you see the <u>teen</u> ? The <u>teen</u> is happy. Have you <u>seen</u> the happy <u>teen</u> ? The happy <u>teen</u> is my cousin. My cousin is the happy <u>teen</u> . She sat is the <u>green weeds</u> . She is happy in the <u>green weeds</u> . Do you see the happy <u>teen</u> in the <u>green weeds</u> ? The <u>teen</u> is not sad. The <u>teen</u> is happy. My aunt will not be happy. She has not <u>seen</u> the <u>green weeds</u> . She has not <u>seen</u> the <u>teen</u> in the <u>green weeds</u> .				






# THURSDAY

	LOOK & SAY	Aunt	needs	happy	cousin	was
 	READ	 <p>Dintle is happy. Dintle can see her Aunt. Dintle can see her cousin. Her Aunt was sick. Dintle <u>needs</u> to help her Aunt. Dintle and her mom <u>need</u> to help her Aunt. Dintle has not <u>seen</u> Dumile. Dumile is happy. Dintle and Dumile are happy. Dintle and Dumile can play. Dintle and Dumile can play and be happy.</p>				




# FRIDAY

	LOOK & SAY	Aunt	needs	happy	cousin	was
	DRAW & WRITE	<ol style="list-style-type: none"> <li>1. My Aunt is the <u>queen</u>.</li> <li>2. Dintle and Dumile are happy.</li> </ol>				






## MONDAY

	LOOK & SAY	Aunt	needs	happy	cousin	was
	SOUND OUT	greed	seed	weed	need	
		green	queen	seen	teen	
	★	I was happy. I was not sad. I see the <u>seed</u> . I see the <u>green seed</u> . I am happy to see the <u>green seed</u> .				
 	READ	My aunt is a <u>queen</u> . Have you seen my aunt the <u>queen</u> ? She was <u>seen</u> by the <u>weeds</u> . I <u>need</u> to see my aunt. My cousin has <u>green seeds</u> . She has <u>green seeds</u> for the <u>queen</u> . The <u>queen</u> will be happy. She will be happy to see the <u>green seeds</u> . The <u>queen needs</u> the <u>seeds</u> . My aunt the <u>queen needs</u> the <u>green seeds</u> .				





## TUESDAY

	WRITE	Copy the  and  words from Monday into your exercise books.
---	-------	--



## WEDNESDAY

	LOOK & SAY	Aunt	needs	happy	cousin	was
	SOUND OUT	greed	seed	weed	need	
		green	queen	seen	teen	
	★	I see the <u>weed</u> . Can you see the <u>weed</u> ? Can the <u>queen</u> see the <u>weed</u> ? The <u>weed</u> is <u>green</u> .				
 	READ	Do you see the <u>teen</u> ? The <u>teen</u> is happy. Have you <u>seen</u> the happy <u>teen</u> ? The happy <u>teen</u> is my cousin. My cousin is the happy <u>teen</u> . She sat is the <u>green weeds</u> . She is happy in the <u>green weeds</u> . Do you see the happy <u>teen</u> in the <u>green weeds</u> ? The <u>teen</u> is not sad. The <u>teen</u> is happy. My aunt will not be happy. She has not <u>seen</u> the <u>green weeds</u> . She has not <u>seen</u> the <u>teen</u> in the <u>green weeds</u> .				






# THURSDAY

	LOOK & SAY	Aunt	needs	happy	cousin	was
 	READ	 <p>Dintle is happy. Dintle can see her Aunt. Dintle can see her cousin. Her Aunt was sick. Dintle <u>needs</u> to help her Aunt. Dintle and her mom <u>need</u> to help her Aunt. Dintle has not <u>seen</u> Dumini. Dumini is happy. Dintle and Dumini are happy. Dintle and Dumini can play. Dintle and Dumini can play and be happy.</p>				




# FRIDAY

	LOOK & SAY	Aunt	needs	happy	cousin	was
	DRAW & WRITE	<ol style="list-style-type: none"> <li>1. My Aunt is the <u>queen</u>.</li> <li>2. Dintle and Dumini are happy.</li> </ol>				






## MONDAY

	LOOK & SAY	Aunt	needs	happy	cousin	was
	SOUND OUT	greed	seed	weed	need	
		green	queen	seen	teen	
	★	I was happy. I was not sad. I see the <u>seed</u> . I see the <u>green seed</u> . I am happy to see the <u>green seed</u> .				
 	READ	My aunt is a <u>queen</u> . Have you seen my aunt the <u>queen</u> ? She was <u>seen</u> by the <u>weeds</u> . I <u>need</u> to see my aunt. My cousin has <u>green seeds</u> . She has <u>green seeds</u> for the <u>queen</u> . The <u>queen</u> will be happy. She will be happy to see the <u>green seeds</u> . The <u>queen needs</u> the <u>seeds</u> . My aunt the <u>queen needs</u> the <u>green seeds</u> .				

## TUESDAY




	WRITE	Copy the  and  words from Monday into your exercise books.
---	-------	--

## WEDNESDAY



	LOOK & SAY	Aunt	needs	happy	cousin	was
	SOUND OUT	greed	seed	weed	need	
		green	queen	seen	teen	
	★	I see the <u>weed</u> . Can you see the <u>weed</u> ? Can the <u>queen</u> see the <u>weed</u> ? The <u>weed</u> is <u>green</u> .				
 	READ	Do you see the <u>teen</u> ? The <u>teen</u> is happy. Have you <u>seen</u> the happy <u>teen</u> ? The happy <u>teen</u> is my cousin. My cousin is the happy <u>teen</u> . She sat is the <u>green weeds</u> . She is happy in the <u>green weeds</u> . Do you see the happy <u>teen</u> in the <u>green weeds</u> ? The <u>teen</u> is not sad. The <u>teen</u> is happy. My aunt will not be happy. She has not <u>seen</u> the <u>green weeds</u> . She has not <u>seen</u> the <u>teen</u> in the <u>green weeds</u> .				



# THURSDAY





	LOOK & SAY	Aunt	needs	happy	cousin	was
	READ	<div data-bbox="427 315 1428 981">  </div> <p data-bbox="379 1025 1437 1339">Dintle is happy. Dintle can see her Aunt. Dintle can see her cousin. Her Aunt was sick. Dintle <u>needs</u> to help her Aunt. Dintle and her mom <u>need</u> to help her Aunt. Dintle has not <u>seen</u> Dumile. Dumile is happy. Dintle and Dumile are happy. Dintle and Dumile can play. Dintle and Dumile can play and be happy.</p>				

# FRIDAY



	LOOK & SAY	Aunt	needs	happy	cousin	was
	DRAW & WRITE	<ol style="list-style-type: none"> <li>1. My Aunt is the <u>queen</u>.</li> <li>2. Dintle and Dumile are happy.</li> </ol>				







MONDAY

	LOOK & SAY	wasn't	beautiful	flowers	dinner	listened
	SOUND OUT	crust	crest	croak	crab	
		crack	crib	crop	cries	
	★	The boy <u>cries</u> . He <u>cries</u> in the <u>crib</u> . Can you see the boy? Can you see the boy in the <u>crib</u> ?				
	READ	I see the flowers. Do you see the flowers? The flowers seem beautiful. I see a <u>crab</u> . I see a <u>crab</u> on the flowers. Do you see the <u>crab</u> on the flowers? Wasn't it sad to see the <u>crab</u> on the beautiful flowers? The <u>crab</u> needs dinner. I will be sad if he has the flowers for dinner. I will be sad if the <u>crab</u> has the beautiful flowers for dinner.				







TUESDAY

	WRITE	Copy the  and  words from Monday into your exercise books.
---	-------	--



WEDNESDAY

	LOOK & SAY	wasn't	beautiful	flowers	dinner	listened
	SOUND OUT	crust	crest	croak	crab	
		crack	crib	crop	cries	
	★	Can you see the <u>crab</u> ? Can you see the <u>crib</u> ? Can you see the <u>crab</u> in the <u>crib</u> ?				
	READ	My baby cousin <u>cries</u> . He <u>cries</u> in the <u>crib</u> . I listened to him. He <u>cries</u> when the toad <u>croaks</u> . I feel sad if my cousin <u>cries</u> . I feel sad if he <u>cries</u> in his <u>crib</u> . My Aunt is not happy. She is not happy if the baby <u>cries</u> . She is not happy if he <u>cries</u> in his <u>crib</u> . She will feed him dinner. She will feed him dinner so he can be happy.				

# THURSDAY

	LOOK & SAY	wasn't	beautiful	flowers	dinner	listened
 	READ	 <p>Dintle is on a trip. Dintle will see her Aunt and cousin. Her Aunt is sick. Dintle has a card with flowers. The card has beautiful flowers on it. Dintle is happy. Dintle is happy to see her cousin. Dintle wants to play. Dintle has to eat dinner. She wasn't happy to eat dinner. Dintle listened to her mom.</p>				
		 card		 eat		





# FRIDAY

	LOOK & SAY	wasn't	beautiful	flowers	dinner	listened
	DRAW & WRITE	1. He <u>cries</u> in the <u>crib</u> . 2. Dintle eats dinner.				



EFAL WORKSHEET  
GRADE 2 TERM 2

WEEK 2





MONDAY

	LOOK & SAY	wasn't	beautiful	flowers	dinner	listened
	SOUND OUT	crust	crest	croak	crab	
		crack	crib	crop	cries	
	★	The boy <u>cries</u> . He <u>cries</u> in the <u>crib</u> . Can you see the boy? Can you see the boy in the <u>crib</u> ?				
	READ	I see the flowers. Do you see the flowers? The flowers seem beautiful. I see a <u>crab</u> . I see a <u>crab</u> on the flowers. Do you see the <u>crab</u> on the flowers? Wasn't it sad to see the <u>crab</u> on the beautiful flowers? The <u>crab</u> needs dinner. I will be sad if he has the flowers for dinner. I will be sad if the <u>crab</u> has the beautiful flowers for dinner.				







TUESDAY

	WRITE	Copy the  and  words from Monday into your exercise books.
---	-------	--



WEDNESDAY

	LOOK & SAY	wasn't	beautiful	flowers	dinner	listened
	SOUND OUT	crust	crest	croak	crab	
		crack	crib	crop	cries	
	★	Can you see the <u>crab</u> ? Can you see the <u>crib</u> ? Can you see the <u>crab</u> in the <u>crib</u> ?				
	READ	My baby cousin <u>cries</u> . He <u>cries</u> in the <u>crib</u> . I listened to him. He <u>cries</u> when the toad <u>croaks</u> . I feel sad if my cousin <u>cries</u> . I feel sad if he <u>cries</u> in his <u>crib</u> . My Aunt is not happy. She is not happy if the baby <u>cries</u> . She is not happy if he <u>cries</u> in his <u>crib</u> . She will feed him dinner. She will feed him dinner so he can be happy.				





# THURSDAY

	LOOK & SAY	wasn't	beautiful	flowers	dinner	listened
 	READ				<p>Dintle is on a trip. Dintle will see her Aunt and cousin. Her Aunt is sick. Dintle has a card with flowers. The card has beautiful flowers on it. Dintle is happy. Dintle is happy to see her cousin. Dintle wants to play. Dintle has to eat dinner.</p>	
						


# FRIDAY

	LOOK & SAY	wasn't	beautiful	flowers	dinner	listened
	DRAW & WRITE	<p>1. He <u>cries</u> in the <u>crib</u>.                  2. Dintle eats dinner.</p>				





MONDAY

	LOOK & SAY	wasn't	beautiful	flowers	dinner	listened
	SOUND OUT	crust	crest	croak	crab	
		crack	crib	crop	cries	
	★	The boy <u>cries</u> . He <u>cries</u> in the <u>crib</u> . Can you see the boy? Can you see the boy in the <u>crib</u> ?				
	READ	I see the flowers. Do you see the flowers? The flowers seem beautiful. I see a <u>crab</u> . I see a <u>crab</u> on the flowers. Do you see the <u>crab</u> on the flowers? Wasn't it sad to see the <u>crab</u> on the beautiful flowers? The <u>crab</u> needs dinner. I will be sad if he has the flowers for dinner. I will be sad if the <u>crab</u> has the beautiful flowers for dinner.				







TUESDAY

	WRITE	Copy the  and  words from Monday into your exercise books.
---	-------	--



WEDNESDAY

	LOOK & SAY	wasn't	beautiful	flowers	dinner	listened
	SOUND OUT	crust	crest	croak	crab	
		crack	crib	crop	cries	
	★	Can you see the <u>crab</u> ? Can you see the <u>crib</u> ? Can you see the <u>crab</u> in the <u>crib</u> ?				
	READ	My baby cousin <u>cries</u> . He <u>cries</u> in the <u>crib</u> . I listened to him. He <u>cries</u> when the toad <u>croaks</u> . I feel sad if my cousin <u>cries</u> . I feel sad if he <u>cries</u> in his <u>crib</u> . My Aunt is not happy. She is not happy if the baby <u>cries</u> . She is not happy if he <u>cries</u> in his <u>crib</u> . She will feed him dinner. She will feed him dinner so he can be happy.				

# THURSDAY





	LOOK & SAY	wasn't	beautiful	flowers	dinner	listened
 	READ				<p>Dintle is on a trip. Dintle will see her Aunt and cousin. Her Aunt is sick. Dintle has a card with flowers. The card has beautiful flowers on it. Dintle is happy. Dintle is happy to see her cousin. Dintle wants to play. Dintle has to eat dinner.</p>	
						

# FRIDAY



	LOOK & SAY	wasn't	beautiful	flowers	dinner	listened
	DRAW & WRITE	<p>1. He <u>cries</u> in the <u>crib</u>.                  2. Dintle eats dinner.</p>				







MONDAY

	LOOK & SAY	wasn't	beautiful	flowers	dinner	listened
	SOUND OUT	crust	crest	croak	crab	
		crack	crib	crop	cries	
	★	The boy <u>cries</u> . He <u>cries</u> in the <u>crib</u> . Can you see the boy? Can you see the boy in the <u>crib</u> ?				
	READ	I see the flowers. Do you see the flowers? The flowers seem beautiful. I see a <u>crab</u> . I see a <u>crab</u> on the flowers. Do you see the <u>crab</u> on the flowers? Wasn't it sad to see the <u>crab</u> on the beautiful flowers? The <u>crab</u> needs dinner. I will be sad if he has the flowers for dinner. I will be sad if the <u>crab</u> has the beautiful flowers for dinner.				







TUESDAY

	WRITE	Copy the  and  words from Monday into your exercise books.
---	-------	--



WEDNESDAY

	LOOK & SAY	wasn't	beautiful	flowers	dinner	listened
	SOUND OUT	crust	crest	croak	crab	
		crack	crib	crop	cries	
	★	Can you see the <u>crab</u> ? Can you see the <u>crib</u> ? Can you see the <u>crab</u> in the <u>crib</u> ?				
	READ	My baby cousin <u>cries</u> . He <u>cries</u> in the <u>crib</u> . I listened to him. He <u>cries</u> when the toad <u>croaks</u> . I feel sad if my cousin <u>cries</u> . I feel sad if he <u>cries</u> in his <u>crib</u> . My Aunt is not happy. She is not happy if the baby <u>cries</u> . She is not happy if he <u>cries</u> in his <u>crib</u> . She will feed him dinner. She will feed him dinner so he can be happy.				





# THURSDAY

	LOOK & SAY	wasn't	beautiful	flowers	dinner	listened
 	READ				<p>Dintle is on a trip. Dintle will see her Aunt and cousin. Her Aunt is sick. Dintle has a card with flowers. The card has beautiful flowers on it. Dintle is happy. Dintle is happy to see her cousin. Dintle wants to play. Dintle has to eat dinner.</p>	
						



# FRIDAY

	LOOK & SAY	wasn't	beautiful	flowers	dinner	listened
	DRAW & WRITE	<p>1. He <u>cries</u> in the <u>crib</u>.                  2. Dintle eats dinner.</p>				





MONDAY

	LOOK & SAY	wasn't	beautiful	flowers	dinner	listened
	SOUND OUT	crust	crest	croak	crab	
		crack	crib	crop	cries	
	★	The boy <u>cries</u> . He <u>cries</u> in the <u>crib</u> . Can you see the boy? Can you see the boy in the <u>crib</u> ?				
	READ	I see the flowers. Do you see the flowers? The flowers seem beautiful. I see a <u>crab</u> . I see a <u>crab</u> on the flowers. Do you see the <u>crab</u> on the flowers? Wasn't it sad to see the <u>crab</u> on the beautiful flowers? The <u>crab</u> needs dinner. I will be sad if he has the flowers for dinner. I will be sad if the <u>crab</u> has the beautiful flowers for dinner.				







TUESDAY

	WRITE	Copy the  and  words from Monday into your exercise books.
---	-------	--



WEDNESDAY

	LOOK & SAY	wasn't	beautiful	flowers	dinner	listened
	SOUND OUT	crust	crest	croak	crab	
		crack	crib	crop	cries	
	★	Can you see the <u>crab</u> ? Can you see the <u>crib</u> ? Can you see the <u>crab</u> in the <u>crib</u> ?				
	READ	My baby cousin <u>cries</u> . He <u>cries</u> in the <u>crib</u> . I listened to him. He <u>cries</u> when the toad <u>croaks</u> . I feel sad if my cousin <u>cries</u> . I feel sad if he <u>cries</u> in his <u>crib</u> . My Aunt is not happy. She is not happy if the baby <u>cries</u> . She is not happy if he <u>cries</u> in his <u>crib</u> . She will feed him dinner. She will feed him dinner so he can be happy.				





# THURSDAY

	LOOK & SAY	wasn't	beautiful	flowers	dinner	listened
 	READ				<p>Dintle is on a trip. Dintle will see her Aunt and cousin. Her Aunt is sick. Dintle has a card with flowers. The card has beautiful flowers on it. Dintle is happy. Dintle is happy to see her cousin. Dintle wants to play. Dintle has to eat dinner.</p>	
						


# FRIDAY

	LOOK & SAY	wasn't	beautiful	flowers	dinner	listened
	DRAW & WRITE	<p>1. He <u>cries</u> in the <u>crib</u>.  2. Dintle eats dinner.</p>				





MONDAY

	LOOK & SAY	wasn't	beautiful	flowers	dinner	listened
	SOUND OUT	crust	crest	croak	crab	
		crack	crib	crop	cries	
	★	The boy <u>cries</u> . He <u>cries</u> in the <u>crib</u> . Can you see the boy? Can you see the boy in the <u>crib</u> ?				
	READ	I see the flowers. Do you see the flowers? The flowers seem beautiful. I see a <u>crab</u> . I see a <u>crab</u> on the flowers. Do you see the <u>crab</u> on the flowers? Wasn't it sad to see the <u>crab</u> on the beautiful flowers? The <u>crab</u> needs dinner. I will be sad if he has the flowers for dinner. I will be sad if the <u>crab</u> has the beautiful flowers for dinner.				






TUESDAY

	WRITE	Copy the  and  words from Monday into your exercise books.
---	-------	--



WEDNESDAY

	LOOK & SAY	wasn't	beautiful	flowers	dinner	listened
	SOUND OUT	crust	crest	croak	crab	
		crack	crib	crop	cries	
	★	Can you see the <u>crab</u> ? Can you see the <u>crib</u> ? Can you see the <u>crab</u> in the <u>crib</u> ?				
	READ	My baby cousin <u>cries</u> . He <u>cries</u> in the <u>crib</u> . I listened to him. He <u>cries</u> when the toad <u>croaks</u> . I feel sad if my cousin <u>cries</u> . I feel sad if he <u>cries</u> in his <u>crib</u> . My Aunt is not happy. She is not happy if the baby <u>cries</u> . She is not happy if he <u>cries</u> in his <u>crib</u> . She will feed him dinner. She will feed him dinner so he can be happy.				

THURSDAY

	LOOK & SAY	wasn't	beautiful	flowers	dinner	listened
	READ	 <p>Dintle is on a trip. Dintle will see her Aunt and cousin. Her Aunt is sick. Dintle has a card with flowers. The card has beautiful flowers on it. Dintle is happy. Dintle is happy to see her cousin. Dintle wants to play. Dintle has to eat dinner. She wasn't happy to eat dinner. Dintle listened to her mom.</p> <div>card</div> <div>eat</div>				

FRIDAY





	LOOK & SAY	wasn't	beautiful	flowers	dinner	listened
	DRAW & WRITE	<p>1. He <u>cries</u> in the <u>crib</u>. 2. Dintle eats dinner.</p>				





EFAL WORKSHEET  
GRADE 2 TERM 2

WEEK 2





MONDAY

	LOOK & SAY	wasn't	beautiful	flowers	dinner	listened
	SOUND OUT	crust	crest	croak	crab	
		crack	crib	crop	cries	
	★	The boy <u>cries</u> . He <u>cries</u> in the <u>crib</u> . Can you see the boy? Can you see the boy in the <u>crib</u> ?				
	READ	I see the flowers. Do you see the flowers? The flowers seem beautiful. I see a <u>crab</u> . I see a <u>crab</u> on the flowers. Do you see the <u>crab</u> on the flowers? Wasn't it sad to see the <u>crab</u> on the beautiful flowers? The <u>crab</u> needs dinner. I will be sad if he has the flowers for dinner. I will be sad if the <u>crab</u> has the beautiful flowers for dinner.				






TUESDAY

	WRITE	Copy the  and  words from Monday into your exercise books.
---	-------	--



WEDNESDAY

	LOOK & SAY	wasn't	beautiful	flowers	dinner	listened
	SOUND OUT	crust	crest	croak	crab	
		crack	crib	crop	cries	
	★	Can you see the <u>crab</u> ? Can you see the <u>crib</u> ? Can you see the <u>crab</u> in the <u>crib</u> ?				
	READ	My baby cousin <u>cries</u> . He <u>cries</u> in the <u>crib</u> . I listened to him. He <u>cries</u> when the toad <u>croaks</u> . I feel sad if my cousin <u>cries</u> . I feel sad if he <u>cries</u> in his <u>crib</u> . My Aunt is not happy. She is not happy if the baby <u>cries</u> . She is not happy if he <u>cries</u> in his <u>crib</u> . She will feed him dinner. She will feed him dinner so he can be happy.				

# THURSDAY

	LOOK & SAY	wasn't	beautiful	flowers	dinner	listened
	READ	 <p>Dintle is on a trip. Dintle will see her Aunt and cousin. Her Aunt is sick. Dintle has a card with flowers. The card has beautiful flowers on it. Dintle is happy. Dintle is happy to see her cousin. Dintle wants to play. Dintle has to eat dinner. She wasn't happy to eat dinner. Dintle listened to her mom.</p> <div>card</div> <div>eat</div>				





# FRIDAY

	LOOK & SAY	wasn't	beautiful	flowers	dinner	listened
	DRAW & WRITE	<p>1. He <u>cries</u> in the <u>crib</u>. 2. Dintle eats dinner.</p>				



EFAL WORKSHEET  
GRADE 2 TERM 2

WEEK 2





MONDAY

	LOOK & SAY	wasn't	beautiful	flowers	dinner	listened
	SOUND OUT	crust	crest	croak	crab	
		crack	crib	crop	cries	
	★	The boy <u>cries</u> . He <u>cries</u> in the <u>crib</u> . Can you see the boy? Can you see the boy in the <u>crib</u> ?				
	READ	I see the flowers. Do you see the flowers? The flowers seem beautiful. I see a <u>crab</u> . I see a <u>crab</u> on the flowers. Do you see the <u>crab</u> on the flowers? Wasn't it sad to see the <u>crab</u> on the beautiful flowers? The <u>crab</u> needs dinner. I will be sad if he has the flowers for dinner. I will be sad if the <u>crab</u> has the beautiful flowers for dinner.				







TUESDAY

	WRITE	Copy the  and  words from Monday into your exercise books.
---	-------	--



WEDNESDAY

	LOOK & SAY	wasn't	beautiful	flowers	dinner	listened
	SOUND OUT	crust	crest	croak	crab	
		crack	crib	crop	cries	
	★	Can you see the <u>crab</u> ? Can you see the <u>crib</u> ? Can you see the <u>crab</u> in the <u>crib</u> ?				
	READ	My baby cousin <u>cries</u> . He <u>cries</u> in the <u>crib</u> . I listened to him. He <u>cries</u> when the toad <u>croaks</u> . I feel sad if my cousin <u>cries</u> . I feel sad if he <u>cries</u> in his <u>crib</u> . My Aunt is not happy. She is not happy if the baby <u>cries</u> . She is not happy if he <u>cries</u> in his <u>crib</u> . She will feed him dinner. She will feed him dinner so he can be happy.				





# THURSDAY

	LOOK & SAY	wasn't	beautiful	flowers	dinner	listened
 	READ	 <p>Dintle is on a trip. Dintle will see her Aunt and cousin. Her Aunt is sick. Dintle has a card with flowers. The card has beautiful flowers on it. Dintle is happy. Dintle is happy to see her cousin. Dintle wants to play. Dintle has to eat dinner. She wasn't happy to eat dinner. Dintle listened to her mom.</p>				
		 card		 eat		


# FRIDAY

	LOOK & SAY	wasn't	beautiful	flowers	dinner	listened
	DRAW & WRITE	1. He <u>cries</u> in the <u>crib</u> . 2. Dintle eats dinner.				





MONDAY

	LOOK & SAY	wasn't	beautiful	flowers	dinner	listened
	SOUND OUT	crust	crest	croak	crab	
		crack	crib	crop	cries	
	★	The boy <u>cries</u> . He <u>cries</u> in the <u>crib</u> . Can you see the boy? Can you see the boy in the <u>crib</u> ?				
	READ	I see the flowers. Do you see the flowers? The flowers seem beautiful. I see a <u>crab</u> . I see a <u>crab</u> on the flowers. Do you see the <u>crab</u> on the flowers? Wasn't it sad to see the <u>crab</u> on the beautiful flowers? The <u>crab</u> needs dinner. I will be sad if he has the flowers for dinner. I will be sad if the <u>crab</u> has the beautiful flowers for dinner.				






TUESDAY

	WRITE	Copy the  and  words from Monday into your exercise books.
---	-------	--



WEDNESDAY

	LOOK & SAY	wasn't	beautiful	flowers	dinner	listened
	SOUND OUT	crust	crest	croak	crab	
		crack	crib	crop	cries	
	★	Can you see the <u>crab</u> ? Can you see the <u>crib</u> ? Can you see the <u>crab</u> in the <u>crib</u> ?				
	READ	My baby cousin <u>cries</u> . He <u>cries</u> in the <u>crib</u> . I listened to him. He <u>cries</u> when the toad <u>croaks</u> . I feel sad if my cousin <u>cries</u> . I feel sad if he <u>cries</u> in his <u>crib</u> . My Aunt is not happy. She is not happy if the baby <u>cries</u> . She is not happy if he <u>cries</u> in his <u>crib</u> . She will feed him dinner. She will feed him dinner so he can be happy.				

# THURSDAY

	LOOK & SAY	wasn't	beautiful	flowers	dinner	listened
	READ	 <p>Dintle is on a trip. Dintle will see her Aunt and cousin. Her Aunt is sick. Dintle has a card with flowers. The card has beautiful flowers on it. Dintle is happy. Dintle is happy to see her cousin. Dintle wants to play. Dintle has to eat dinner. She wasn't happy to eat dinner. Dintle listened to her mom.</p> <div>card</div> <div>eat</div>				

# FRIDAY





	LOOK & SAY	wasn't	beautiful	flowers	dinner	listened
	DRAW & WRITE	<p>1. He <u>cries</u> in the <u>crib</u>. 2. Dintle eats dinner.</p>				





EFAL WORKSHEET  
GRADE 2 TERM 2

# WEEK 2





## MONDAY

	LOOK & SAY	wasn't	beautiful	flowers	dinner	listened
	SOUND OUT	crust	crest	croak	crab	
		crack	crib	crop	cries	
	★	The boy <u>cries</u> . He <u>cries</u> in the <u>crib</u> . Can you see the boy? Can you see the boy in the <u>crib</u> ?				
	READ	I see the flowers. Do you see the flowers? The flowers seem beautiful. I see a <u>crab</u> . I see a <u>crab</u> on the flowers. Do you see the <u>crab</u> on the flowers? Wasn't it sad to see the <u>crab</u> on the beautiful flowers? The <u>crab</u> needs dinner. I will be sad if he has the flowers for dinner. I will be sad if the <u>crab</u> has the beautiful flowers for dinner.				






## TUESDAY

	WRITE	Copy the  and  words from Monday into your exercise books.
---	-------	--



## WEDNESDAY

	LOOK & SAY	wasn't	beautiful	flowers	dinner	listened
	SOUND OUT	crust	crest	croak	crab	
		crack	crib	crop	cries	
	★	Can you see the <u>crab</u> ? Can you see the <u>crib</u> ? Can you see the <u>crab</u> in the <u>crib</u> ?				
	READ	My baby cousin <u>cries</u> . He <u>cries</u> in the <u>crib</u> . I listened to him. He <u>cries</u> when the toad <u>croaks</u> . I feel sad if my cousin <u>cries</u> . I feel sad if he <u>cries</u> in his <u>crib</u> . My Aunt is not happy. She is not happy if the baby <u>cries</u> . She is not happy if he <u>cries</u> in his <u>crib</u> . She will feed him dinner. She will feed him dinner so he can be happy.				





# THURSDAY

	LOOK & SAY	wasn't	beautiful	flowers	dinner	listened
	READ	 <p>Dintle is on a trip. Dintle will see her Aunt and cousin. Her Aunt is sick. Dintle has a card with flowers. The card has beautiful flowers on it. Dintle is happy. Dintle is happy to see her cousin. Dintle wants to play. Dintle has to eat dinner. She wasn't happy to eat dinner. Dintle listened to her mom.</p> <div>card</div> <div>eat</div>				



# FRIDAY

	LOOK & SAY	wasn't	beautiful	flowers	dinner	listened
	DRAW & WRITE	<p>1. He <u>cries</u> in the <u>crib</u>. 2. Dintle eats dinner.</p>				





MONDAY

	LOOK & SAY	wasn't	beautiful	flowers	dinner	listened
	SOUND OUT	crust	crest	croak	crab	
		crack	crib	crop	cries	
	★	The boy <u>cries</u> . He <u>cries</u> in the <u>crib</u> . Can you see the boy? Can you see the boy in the <u>crib</u> ?				
	READ	I see the flowers. Do you see the flowers? The flowers seem beautiful. I see a <u>crab</u> . I see a <u>crab</u> on the flowers. Do you see the <u>crab</u> on the flowers? Wasn't it sad to see the <u>crab</u> on the beautiful flowers? The <u>crab</u> needs dinner. I will be sad if he has the flowers for dinner. I will be sad if the <u>crab</u> has the beautiful flowers for dinner.				







TUESDAY

	WRITE	Copy the  and  words from Monday into your exercise books.
---	-------	--



WEDNESDAY

	LOOK & SAY	wasn't	beautiful	flowers	dinner	listened
	SOUND OUT	crust	crest	croak	crab	
		crack	crib	crop	cries	
	★	Can you see the <u>crab</u> ? Can you see the <u>crib</u> ? Can you see the <u>crab</u> in the <u>crib</u> ?				
	READ	My baby cousin <u>cries</u> . He <u>cries</u> in the <u>crib</u> . I listened to him. He <u>cries</u> when the toad <u>croaks</u> . I feel sad if my cousin <u>cries</u> . I feel sad if he <u>cries</u> in his <u>crib</u> . My Aunt is not happy. She is not happy if the baby <u>cries</u> . She is not happy if he <u>cries</u> in his <u>crib</u> . She will feed him dinner. She will feed him dinner so he can be happy.				

# THURSDAY

	LOOK & SAY	wasn't	beautiful	flowers	dinner	listened
 	READ				<p>Dintle is on a trip. Dintle will see her Aunt and cousin. Her Aunt is sick. Dintle has a card with flowers. The card has beautiful flowers on it. Dintle is happy. Dintle is happy to see her cousin. Dintle wants to play. Dintle has to eat dinner.</p>	
						





# FRIDAY

	LOOK & SAY	wasn't	beautiful	flowers	dinner	listened
	DRAW & WRITE	<p>1. He <u>cries</u> in the <u>crib</u>.                  2. Dintle eats dinner.</p>				


EFAL WORKSHEET  
GRADE 2 TERM 2

# WEEK 2





## MONDAY

	LOOK & SAY	wasn't	beautiful	flowers	dinner	listened
	SOUND OUT	crust	crest	croak	crab	
		crack	crib	crop	cries	
	★	The boy <u>cries</u> . He <u>cries</u> in the <u>crib</u> . Can you see the boy? Can you see the boy in the <u>crib</u> ?				
	READ	I see the flowers. Do you see the flowers? The flowers seem beautiful. I see a <u>crab</u> . I see a <u>crab</u> on the flowers. Do you see the <u>crab</u> on the flowers? Wasn't it sad to see the <u>crab</u> on the beautiful flowers? The <u>crab</u> needs dinner. I will be sad if he has the flowers for dinner. I will be sad if the <u>crab</u> has the beautiful flowers for dinner.				






## TUESDAY

	WRITE	Copy the  and  words from Monday into your exercise books.
---	-------	--



## WEDNESDAY

	LOOK & SAY	wasn't	beautiful	flowers	dinner	listened
	SOUND OUT	crust	crest	croak	crab	
		crack	crib	crop	cries	
	★	Can you see the <u>crab</u> ? Can you see the <u>crib</u> ? Can you see the <u>crab</u> in the <u>crib</u> ?				
	READ	My baby cousin <u>cries</u> . He <u>cries</u> in the <u>crib</u> . I listened to him. He <u>cries</u> when the toad <u>croaks</u> . I feel sad if my cousin <u>cries</u> . I feel sad if he <u>cries</u> in his <u>crib</u> . My Aunt is not happy. She is not happy if the baby <u>cries</u> . She is not happy if he <u>cries</u> in his <u>crib</u> . She will feed him dinner. She will feed him dinner so he can be happy.				

# THURSDAY





	LOOK & SAY	wasn't	beautiful	flowers	dinner	listened
	READ	 <p>Dintle is on a trip. Dintle will see her Aunt and cousin. Her Aunt is sick. Dintle has a card with flowers. The card has beautiful flowers on it. Dintle is happy. Dintle is happy to see her cousin. Dintle wants to play. Dintle has to eat dinner. She wasn't happy to eat dinner. Dintle listened to her mom.</p> <div>card</div> <div>eat</div>				

# FRIDAY



	LOOK & SAY	wasn't	beautiful	flowers	dinner	listened
	DRAW & WRITE	<p>1. He <u>cries</u> in the <u>crib</u>. 2. Dintle eats dinner.</p>				







MONDAY

	LOOK & SAY	wasn't	beautiful	flowers	dinner	listened
	SOUND OUT	crust	crest	croak	crab	
		crack	crib	crop	cries	
	★	The boy <u>cries</u> . He <u>cries</u> in the <u>crib</u> . Can you see the boy? Can you see the boy in the <u>crib</u> ?				
	READ	I see the flowers. Do you see the flowers? The flowers seem beautiful. I see a <u>crab</u> . I see a <u>crab</u> on the flowers. Do you see the <u>crab</u> on the flowers? Wasn't it sad to see the <u>crab</u> on the beautiful flowers? The <u>crab</u> needs dinner. I will be sad if he has the flowers for dinner. I will be sad if the <u>crab</u> has the beautiful flowers for dinner.				







TUESDAY

	WRITE	Copy the  and  words from Monday into your exercise books.
---	-------	--



WEDNESDAY

	LOOK & SAY	wasn't	beautiful	flowers	dinner	listened
	SOUND OUT	crust	crest	croak	crab	
		crack	crib	crop	cries	
	★	Can you see the <u>crab</u> ? Can you see the <u>crib</u> ? Can you see the <u>crab</u> in the <u>crib</u> ?				
	READ	My baby cousin <u>cries</u> . He <u>cries</u> in the <u>crib</u> . I listened to him. He <u>cries</u> when the toad <u>croaks</u> . I feel sad if my cousin <u>cries</u> . I feel sad if he <u>cries</u> in his <u>crib</u> . My Aunt is not happy. She is not happy if the baby <u>cries</u> . She is not happy if he <u>cries</u> in his <u>crib</u> . She will feed him dinner. She will feed him dinner so he can be happy.				

# THURSDAY

	LOOK & SAY	wasn't	beautiful	flowers	dinner	listened
 	READ	 <p>Dintle is on a trip. Dintle will see her Aunt and cousin. Her Aunt is sick. Dintle has a card with flowers. The card has beautiful flowers on it. Dintle is happy. Dintle is happy to see her cousin. Dintle wants to play. Dintle has to eat dinner. She wasn't happy to eat dinner. Dintle listened to her mom.</p>				
		 card		 eat		





# FRIDAY

	LOOK & SAY	wasn't	beautiful	flowers	dinner	listened
	DRAW & WRITE	1. He <u>cries</u> in the <u>crib</u> . 2. Dintle eats dinner.				



EFAL WORKSHEET  
GRADE 2 TERM 2

# WEEK 2





## MONDAY

	LOOK & SAY	wasn't	beautiful	flowers	dinner	listened
	SOUND OUT	crust	crest	croak	crab	
		crack	crib	crop	cries	
	★	The boy <u>cries</u> . He <u>cries</u> in the <u>crib</u> . Can you see the boy? Can you see the boy in the <u>crib</u> ?				
	READ	I see the flowers. Do you see the flowers? The flowers seem beautiful. I see a <u>crab</u> . I see a <u>crab</u> on the flowers. Do you see the <u>crab</u> on the flowers? Wasn't it sad to see the <u>crab</u> on the beautiful flowers? The <u>crab</u> needs dinner. I will be sad if he has the flowers for dinner. I will be sad if the <u>crab</u> has the beautiful flowers for dinner.				






## TUESDAY

	WRITE	Copy the  and  words from Monday into your exercise books.
---	-------	--



## WEDNESDAY

	LOOK & SAY	wasn't	beautiful	flowers	dinner	listened
	SOUND OUT	crust	crest	croak	crab	
		crack	crib	crop	cries	
	★	Can you see the <u>crab</u> ? Can you see the <u>crib</u> ? Can you see the <u>crab</u> in the <u>crib</u> ?				
	READ	My baby cousin <u>cries</u> . He <u>cries</u> in the <u>crib</u> . I listened to him. He <u>cries</u> when the toad <u>croaks</u> . I feel sad if my cousin <u>cries</u> . I feel sad if he <u>cries</u> in his <u>crib</u> . My Aunt is not happy. She is not happy if the baby <u>cries</u> . She is not happy if he <u>cries</u> in his <u>crib</u> . She will feed him dinner. She will feed him dinner so he can be happy.				

# THURSDAY

	LOOK & SAY	wasn't	beautiful	flowers	dinner	listened
	READ	 <p>Dintle is on a trip. Dintle will see her Aunt and cousin. Her Aunt is sick. Dintle has a card with flowers. The card has beautiful flowers on it. Dintle is happy. Dintle is happy to see her cousin. Dintle wants to play. Dintle has to eat dinner. She wasn't happy to eat dinner. Dintle listened to her mom.</p> <div>card</div> <div>eat</div>				





# FRIDAY

	LOOK & SAY	wasn't	beautiful	flowers	dinner	listened
	DRAW & WRITE	<p>1. He <u>cries</u> in the <u>crib</u>. 2. Dintle eats dinner.</p>				


EFAL WORKSHEET  
GRADE 2 TERM 2

# WEEK 2





## MONDAY

	LOOK & SAY	wasn't	beautiful	flowers	dinner	listened
	SOUND OUT	crust	crest	croak	crab	
		crack	crib	crop	cries	
	★	The boy <u>cries</u> . He <u>cries</u> in the <u>crib</u> . Can you see the boy? Can you see the boy in the <u>crib</u> ?				
	READ	I see the flowers. Do you see the flowers? The flowers seem beautiful. I see a <u>crab</u> . I see a <u>crab</u> on the flowers. Do you see the <u>crab</u> on the flowers? Wasn't it sad to see the <u>crab</u> on the beautiful flowers? The <u>crab</u> needs dinner. I will be sad if he has the flowers for dinner. I will be sad if the <u>crab</u> has the beautiful flowers for dinner.				







## TUESDAY

	WRITE	Copy the  and  words from Monday into your exercise books.
---	-------	--



## WEDNESDAY

	LOOK & SAY	wasn't	beautiful	flowers	dinner	listened
	SOUND OUT	crust	crest	croak	crab	
		crack	crib	crop	cries	
	★	Can you see the <u>crab</u> ? Can you see the <u>crib</u> ? Can you see the <u>crab</u> in the <u>crib</u> ?				
	READ	My baby cousin <u>cries</u> . He <u>cries</u> in the <u>crib</u> . I listened to him. He <u>cries</u> when the toad <u>croaks</u> . I feel sad if my cousin <u>cries</u> . I feel sad if he <u>cries</u> in his <u>crib</u> . My Aunt is not happy. She is not happy if the baby <u>cries</u> . She is not happy if he <u>cries</u> in his <u>crib</u> . She will feed him dinner. She will feed him dinner so he can be happy.				

# THURSDAY





	LOOK & SAY	wasn't	beautiful	flowers	dinner	listened
 	READ				<p>Dintle is on a trip. Dintle will see her Aunt and cousin. Her Aunt is sick. Dintle has a card with flowers. The card has beautiful flowers on it. Dintle is happy. Dintle is happy to see her cousin. Dintle wants to play. Dintle has to eat dinner.</p>	
						

# FRIDAY



	LOOK & SAY	wasn't	beautiful	flowers	dinner	listened
	DRAW & WRITE	<p>1. He <u>cries</u> in the <u>crib</u>.                  2. Dintle eats dinner.</p>				







MONDAY

	LOOK & SAY	wasn't	beautiful	flowers	dinner	listened
	SOUND OUT	crust	crest	croak	crab	
		crack	crib	crop	cries	
	★	The boy <u>cries</u> . He <u>cries</u> in the <u>crib</u> . Can you see the boy? Can you see the boy in the <u>crib</u> ?				
	READ	I see the flowers. Do you see the flowers? The flowers seem beautiful. I see a <u>crab</u> . I see a <u>crab</u> on the flowers. Do you see the <u>crab</u> on the flowers? Wasn't it sad to see the <u>crab</u> on the beautiful flowers? The <u>crab</u> needs dinner. I will be sad if he has the flowers for dinner. I will be sad if the <u>crab</u> has the beautiful flowers for dinner.				







TUESDAY

	WRITE	Copy the  and  words from Monday into your exercise books.
---	-------	--



WEDNESDAY

	LOOK & SAY	wasn't	beautiful	flowers	dinner	listened
	SOUND OUT	crust	crest	croak	crab	
		crack	crib	crop	cries	
	★	Can you see the <u>crab</u> ? Can you see the <u>crib</u> ? Can you see the <u>crab</u> in the <u>crib</u> ?				
	READ	My baby cousin <u>cries</u> . He <u>cries</u> in the <u>crib</u> . I listened to him. He <u>cries</u> when the toad <u>croaks</u> . I feel sad if my cousin <u>cries</u> . I feel sad if he <u>cries</u> in his <u>crib</u> . My Aunt is not happy. She is not happy if the baby <u>cries</u> . She is not happy if he <u>cries</u> in his <u>crib</u> . She will feed him dinner. She will feed him dinner so he can be happy.				

# THURSDAY

	LOOK & SAY	wasn't	beautiful	flowers	dinner	listened
 	READ	 <p>Dintle is on a trip. Dintle will see her Aunt and cousin. Her Aunt is sick. Dintle has a card with flowers. The card has beautiful flowers on it. Dintle is happy. Dintle is happy to see her cousin. Dintle wants to play. Dintle has to eat dinner. She wasn't happy to eat dinner. Dintle listened to her mom.</p>				
						





# FRIDAY

	LOOK & SAY	wasn't	beautiful	flowers	dinner	listened
	DRAW & WRITE	<p>1. He <u>cries</u> in the <u>crib</u>.                  2. Dintle eats dinner.</p>				



EFAL WORKSHEET  
GRADE 2 TERM 2

# WEEK 2





## MONDAY

	LOOK & SAY	wasn't	beautiful	flowers	dinner	listened
	SOUND OUT	crust	crest	croak	crab	
		crack	crib	crop	cries	
	★	The boy <u>cries</u> . He <u>cries</u> in the <u>crib</u> . Can you see the boy? Can you see the boy in the <u>crib</u> ?				
	READ	I see the flowers. Do you see the flowers? The flowers seem beautiful. I see a <u>crab</u> . I see a <u>crab</u> on the flowers. Do you see the <u>crab</u> on the flowers? Wasn't it sad to see the <u>crab</u> on the beautiful flowers? The <u>crab</u> needs dinner. I will be sad if he has the flowers for dinner. I will be sad if the <u>crab</u> has the beautiful flowers for dinner.				






## TUESDAY

	WRITE	Copy the  and  words from Monday into your exercise books.
---	-------	--



## WEDNESDAY

	LOOK & SAY	wasn't	beautiful	flowers	dinner	listened
	SOUND OUT	crust	crest	croak	crab	
		crack	crib	crop	cries	
	★	Can you see the <u>crab</u> ? Can you see the <u>crib</u> ? Can you see the <u>crab</u> in the <u>crib</u> ?				
	READ	My baby cousin <u>cries</u> . He <u>cries</u> in the <u>crib</u> . I listened to him. He <u>cries</u> when the toad <u>croaks</u> . I feel sad if my cousin <u>cries</u> . I feel sad if he <u>cries</u> in his <u>crib</u> . My Aunt is not happy. She is not happy if the baby <u>cries</u> . She is not happy if he <u>cries</u> in his <u>crib</u> . She will feed him dinner. She will feed him dinner so he can be happy.				

THURSDAY

	LOOK & SAY	wasn't	beautiful	flowers	dinner	listened
	READ	 <p>Dintle is on a trip. Dintle will see her Aunt and cousin. Her Aunt is sick. Dintle has a card with flowers. The card has beautiful flowers on it. Dintle is happy. Dintle is happy to see her cousin. Dintle wants to play. Dintle has to eat dinner. She wasn't happy to eat dinner. Dintle listened to her mom.</p> <div>card</div> <div>eat</div>				





FRIDAY

	LOOK & SAY	wasn't	beautiful	flowers	dinner	listened
	DRAW & WRITE	<p>1. He <u>cries</u> in the <u>crib</u>. 2. Dintle eats dinner.</p>				


EFAL WORKSHEET  
GRADE 2 TERM 2

# WEEK 2





## MONDAY

	LOOK & SAY	wasn't	beautiful	flowers	dinner	listened
	SOUND OUT	crust	crest	croak	crab	
		crack	crib	crop	cries	
	★	The boy <u>cries</u> . He <u>cries</u> in the <u>crib</u> . Can you see the boy? Can you see the boy in the <u>crib</u> ?				
	READ	I see the flowers. Do you see the flowers? The flowers seem beautiful. I see a <u>crab</u> . I see a <u>crab</u> on the flowers. Do you see the <u>crab</u> on the flowers? Wasn't it sad to see the <u>crab</u> on the beautiful flowers? The <u>crab</u> needs dinner. I will be sad if he has the flowers for dinner. I will be sad if the <u>crab</u> has the beautiful flowers for dinner.				






## TUESDAY

	WRITE	Copy the  and  words from Monday into your exercise books.
---	-------	--



## WEDNESDAY

	LOOK & SAY	wasn't	beautiful	flowers	dinner	listened
	SOUND OUT	crust	crest	croak	crab	
		crack	crib	crop	cries	
	★	Can you see the <u>crab</u> ? Can you see the <u>crib</u> ? Can you see the <u>crab</u> in the <u>crib</u> ?				
	READ	My baby cousin <u>cries</u> . He <u>cries</u> in the <u>crib</u> . I listened to him. He <u>cries</u> when the toad <u>croaks</u> . I feel sad if my cousin <u>cries</u> . I feel sad if he <u>cries</u> in his <u>crib</u> . My Aunt is not happy. She is not happy if the baby <u>cries</u> . She is not happy if he <u>cries</u> in his <u>crib</u> . She will feed him dinner. She will feed him dinner so he can be happy.				

THURSDAY

	LOOK & SAY	wasn't	beautiful	flowers	dinner	listened	
	READ	 <p>Dintle is on a trip. Dintle will see her Aunt and cousin. Her Aunt is sick. Dintle has a card with flowers. The card has beautiful flowers on it. Dintle is happy. Dintle is happy to see her cousin. Dintle wants to play. Dintle has to eat dinner. She wasn't happy to eat dinner. Dintle listened to her mom.</p>					
			card				eat

FRIDAY





	LOOK & SAY	wasn't	beautiful	flowers	dinner	listened
	DRAW & WRITE	<p>1. He <u>cries</u> in the <u>crib</u>. 2. Dintle eats dinner.</p>				





EFAL WORKSHEET  
GRADE 2 TERM 2

# WEEK 2





## MONDAY

	LOOK & SAY	wasn't	beautiful	flowers	dinner	listened
	SOUND OUT	crust	crest	croak	crab	
		crack	crib	crop	cries	
	★	The boy <u>cries</u> . He <u>cries</u> in the <u>crib</u> . Can you see the boy? Can you see the boy in the <u>crib</u> ?				
	READ	I see the flowers. Do you see the flowers? The flowers seem beautiful. I see a <u>crab</u> . I see a <u>crab</u> on the flowers. Do you see the <u>crab</u> on the flowers? Wasn't it sad to see the <u>crab</u> on the beautiful flowers? The <u>crab</u> needs dinner. I will be sad if he has the flowers for dinner. I will be sad if the <u>crab</u> has the beautiful flowers for dinner.				






## TUESDAY

	WRITE	Copy the  and  words from Monday into your exercise books.
---	-------	--



## WEDNESDAY

	LOOK & SAY	wasn't	beautiful	flowers	dinner	listened
	SOUND OUT	crust	crest	croak	crab	
		crack	crib	crop	cries	
	★	Can you see the <u>crab</u> ? Can you see the <u>crib</u> ? Can you see the <u>crab</u> in the <u>crib</u> ?				
	READ	My baby cousin <u>cries</u> . He <u>cries</u> in the <u>crib</u> . I listened to him. He <u>cries</u> when the toad <u>croaks</u> . I feel sad if my cousin <u>cries</u> . I feel sad if he <u>cries</u> in his <u>crib</u> . My Aunt is not happy. She is not happy if the baby <u>cries</u> . She is not happy if he <u>cries</u> in his <u>crib</u> . She will feed him dinner. She will feed him dinner so he can be happy.				





# THURSDAY

	LOOK & SAY	wasn't	beautiful	flowers	dinner	listened
	READ	 <p>Dintle is on a trip. Dintle will see her Aunt and cousin. Her Aunt is sick. Dintle has a card with flowers. The card has beautiful flowers on it. Dintle is happy. Dintle is happy to see her cousin. Dintle wants to play. Dintle has to eat dinner. She wasn't happy to eat dinner. Dintle listened to her mom.</p> <div>card</div> <div>eat</div>				



# FRIDAY

	LOOK & SAY	wasn't	beautiful	flowers	dinner	listened
	DRAW & WRITE	<p>1. He <u>cries</u> in the <u>crib</u>. 2. Dintle eats dinner.</p>				





MONDAY

	LOOK & SAY	wasn't	beautiful	flowers	dinner	listened
	SOUND OUT	crust	crest	croak	crab	
		crack	crib	crop	cries	
	★	The boy <u>cries</u> . He <u>cries</u> in the <u>crib</u> . Can you see the boy? Can you see the boy in the <u>crib</u> ?				
	READ	I see the flowers. Do you see the flowers? The flowers seem beautiful. I see a <u>crab</u> . I see a <u>crab</u> on the flowers. Do you see the <u>crab</u> on the flowers? Wasn't it sad to see the <u>crab</u> on the beautiful flowers? The <u>crab</u> needs dinner. I will be sad if he has the flowers for dinner. I will be sad if the <u>crab</u> has the beautiful flowers for dinner.				






TUESDAY

	WRITE	Copy the  and  words from Monday into your exercise books.
---	-------	--



WEDNESDAY

	LOOK & SAY	wasn't	beautiful	flowers	dinner	listened
	SOUND OUT	crust	crest	croak	crab	
		crack	crib	crop	cries	
	★	Can you see the <u>crab</u> ? Can you see the <u>crib</u> ? Can you see the <u>crab</u> in the <u>crib</u> ?				
	READ	My baby cousin <u>cries</u> . He <u>cries</u> in the <u>crib</u> . I listened to him. He <u>cries</u> when the toad <u>croaks</u> . I feel sad if my cousin <u>cries</u> . I feel sad if he <u>cries</u> in his <u>crib</u> . My Aunt is not happy. She is not happy if the baby <u>cries</u> . She is not happy if he <u>cries</u> in his <u>crib</u> . She will feed him dinner. She will feed him dinner so he can be happy.				





THURSDAY

	LOOK & SAY	wasn't	beautiful	flowers	dinner	listened	
	READ	 <p>Dintle is on a trip. Dintle will see her Aunt and cousin. Her Aunt is sick. Dintle has a card with flowers. The card has beautiful flowers on it. Dintle is happy. Dintle is happy to see her cousin. Dintle wants to play. Dintle has to eat dinner. She wasn't happy to eat dinner. Dintle listened to her mom.</p>					
			card				eat




FRIDAY

	LOOK & SAY	wasn't	beautiful	flowers	dinner	listened
	DRAW & WRITE	<p>1. He <u>cries</u> in the <u>crib</u>. 2. Dintle eats dinner.</p>				





MONDAY

	LOOK & SAY	friends	dozen	didn't	soon	come
	SOUND OUT	ring	sing	wing	rang	
		sang	hang	lung	sung	
	★	I can <u>sing</u> . Can you <u>sing</u> ? I <u>sang</u> . I <u>sang</u> to my mom. My mom can <u>sing</u> .				
	READ	My friends will <u>sing</u> . My friends will <u>sing</u> a song. It is not a long song. My friends will not <u>sing</u> a long song. My friends <u>sang</u> a song. I didn't come. I didn't come to see my friends <u>sing</u> the song. My friends will be sad. My friends will be sad I didn't come. The song has been <u>sung</u> and I didn't come.				






TUESDAY

	WRITE	Copy the  and  words from Monday into your exercise books.
---	-------	--



WEDNESDAY

	LOOK & SAY	friends	dozen	didn't	soon	come
	SOUND OUT	ring	sing	wing	rang	
		sang	hang	lung	sung	
	★	I see a <u>ring</u> . I see a <u>ring</u> on the <u>wing</u> . I will sit. I will sit by the <u>ring</u> on the <u>wing</u> .				
	READ	I see a <u>ring</u> . Can you see the <u>ring</u> ? I <u>sing</u> when I see a <u>ring</u> . I can <u>hang</u> the <u>ring</u> on a string. I will <u>sing</u> with the <u>ring</u> on the string. I <u>sang</u> . I <u>sang</u> with the <u>ring</u> on the string. My friends will come soon. They will see the <u>ring</u> . They will see the <u>ring</u> on the sting. They will <u>sing</u> . They will <u>sing</u> when they see the <u>ring</u> on the string.				

# THURSDAY





	LOOK & SAY	friends	dozen	didn't	soon	come
	READ	 <p>Jabu needs to get eggs. Jabu need to get milk. He needs to get eggs and milk for mom. He needs a dozen eggs. Mom tells him to come soon. Jabu will <u>sing</u> in the shop. Jabu didn't want to go to the shop. Jabu wants to play. He wants to</p>				
		<p>play with his friends.</p> <div> <div>  <div>eggs</div> </div> <div>  <div>milk</div> </div> </div>				

# FRIDAY




	LOOK & SAY	friends	dozen	didn't	soon	come
	DRAW & WRITE	<p>1. The <u>ring</u> is on the <u>string</u>. 2. Jabu gets eggs and milk.</p>				







## MONDAY

	LOOK & SAY	friends	dozen	didn't	soon	come
	SOUND OUT	ring	sing	wing	rang	
		sang	hang	lung	sung	
	★	I can <u>sing</u> . Can you <u>sing</u> ? I <u>sang</u> . I <u>sang</u> to my mom. My mom can <u>sing</u> .				
	READ	My friends will <u>sing</u> . My friends will <u>sing</u> a song. It is not a long song. My friends will not <u>sing</u> a long song. My friends <u>sang</u> a song. I didn't come. I didn't come to see my friends <u>sing</u> the song. My friends will be sad. My friends will be sad I didn't come. The song has been <u>sung</u> and I didn't come.				






## TUESDAY

	WRITE	Copy the  and  words from Monday into your exercise books.
---	-------	--



## WEDNESDAY

	LOOK & SAY	friends	dozen	didn't	soon	come
	SOUND OUT	ring	sing	wing	rang	
		sang	hang	lung	sung	
	★	I see a <u>ring</u> . I see a <u>ring</u> on the <u>wing</u> . I will sit. I will sit by the <u>ring</u> on the <u>wing</u> .				
	READ	I see a <u>ring</u> . Can you see the <u>ring</u> ? I <u>sing</u> when I see a <u>ring</u> . I can <u>hang</u> the <u>ring</u> on a string. I will <u>sing</u> with the <u>ring</u> on the string. I <u>sang</u> . I <u>sang</u> with the <u>ring</u> on the string. My friends will come soon. They will see the <u>ring</u> . They will see the <u>ring</u> on the sting. They will <u>sing</u> . They will <u>sing</u> when they see the <u>ring</u> on the string.				





## THURSDAY

	LOOK & SAY	friends	dozen	didn't	soon	come
	READ	 <p>Jabu needs to get eggs. Jabu need to get milk. He needs to get eggs and milk for mom. He needs a dozen eggs. Mom tells him to come soon. Jabu will <u>sing</u> in the shop. Jabu didn't want to go to the shop. Jabu wants to play. He wants to</p>				
						




## FRIDAY

	LOOK & SAY	friends	dozen	didn't	soon	come
	DRAW & WRITE	<p>1. The <u>ring</u> is on the <u>string</u>. 2. Jabu gets eggs and milk.</p>				





MONDAY

	LOOK & SAY	friends	dozen	didn't	soon	come
	SOUND OUT	ring	sing	wing	rang	
		sang	hang	lung	sung	
	★	I can <u>sing</u> . Can you <u>sing</u> ? I <u>sang</u> . I <u>sang</u> to my mom. My mom can <u>sing</u> .				
	READ	My friends will <u>sing</u> . My friends will <u>sing</u> a song. It is not a long song. My friends will not <u>sing</u> a long song. My friends <u>sang</u> a song. I didn't come. I didn't come to see my friends <u>sing</u> the song. My friends will be sad. My friends will be sad I didn't come. The song has been <u>sung</u> and I didn't come.				






TUESDAY

	WRITE	Copy the  and  words from Monday into your exercise books.
---	-------	--



WEDNESDAY

	LOOK & SAY	friends	dozen	didn't	soon	come
	SOUND OUT	ring	sing	wing	rang	
		sang	hang	lung	sung	
	★	I see a <u>ring</u> . I see a <u>ring</u> on the <u>wing</u> . I will sit. I will sit by the <u>ring</u> on the <u>wing</u> .				
	READ	I see a <u>ring</u> . Can you see the <u>ring</u> ? I <u>sing</u> when I see a <u>ring</u> . I can <u>hang</u> the <u>ring</u> on a string. I will <u>sing</u> with the <u>ring</u> on the string. I <u>sang</u> . I <u>sang</u> with the <u>ring</u> on the string. My friends will come soon. They will see the <u>ring</u> . They will see the <u>ring</u> on the sting. They will <u>sing</u> . They will <u>sing</u> when they see the <u>ring</u> on the string.				





## THURSDAY

	LOOK & SAY	friends	dozen	didn't	soon	come
	READ	 <p>Jabu needs to get eggs. Jabu need to get milk. He needs to get eggs and milk for mom. He needs a dozen eggs. Mom tells him to come soon. Jabu will <u>sing</u> in the shop. Jabu didn't want to go to the shop. Jabu wants to play. He wants to</p>				
		<p>play with his friends.</p> <div> <div>  <div>eggs</div> </div> <div>  <div>milk</div> </div> </div>				




## FRIDAY

	LOOK & SAY	friends	dozen	didn't	soon	come
	DRAW & WRITE	<p>1. The <u>ring</u> is on the <u>string</u>. 2. Jabu gets eggs and milk.</p>				





## MONDAY

	LOOK & SAY	friends	dozen	didn't	soon	come
	SOUND OUT	ring	sing	wing	rang	
		sang	hang	lung	sung	
	★	I can <u>sing</u> . Can you <u>sing</u> ? I <u>sang</u> . I <u>sang</u> to my mom. My mom can <u>sing</u> .				
	READ	My friends will <u>sing</u> . My friends will <u>sing</u> a song. It is not a long song. My friends will not <u>sing</u> a long song. My friends <u>sang</u> a song. I didn't come. I didn't come to see my friends <u>sing</u> the song. My friends will be sad. My friends will be sad I didn't come. The song has been <u>sung</u> and I didn't come.				






## TUESDAY

	WRITE	Copy the  and  words from Monday into your exercise books.
---	-------	--



## WEDNESDAY

	LOOK & SAY	friends	dozen	didn't	soon	come
	SOUND OUT	ring	sing	wing	rang	
		sang	hang	lung	sung	
	★	I see a <u>ring</u> . I see a <u>ring</u> on the <u>wing</u> . I will sit. I will sit by the <u>ring</u> on the <u>wing</u> .				
	READ	I see a <u>ring</u> . Can you see the <u>ring</u> ? I <u>sing</u> when I see a <u>ring</u> . I can <u>hang</u> the <u>ring</u> on a string. I will <u>sing</u> with the <u>ring</u> on the string. I <u>sang</u> . I <u>sang</u> with the <u>ring</u> on the string. My friends will come soon. They will see the <u>ring</u> . They will see the <u>ring</u> on the sting. They will <u>sing</u> . They will <u>sing</u> when they see the <u>ring</u> on the string.				

## THURSDAY





	LOOK & SAY	friends	dozen	didn't	soon	come
	READ	 <p>Jabu needs to get eggs. Jabu need to get milk. He needs to get eggs and milk for mom. He needs a dozen eggs. Mom tells him to come soon. Jabu will <u>sing</u> in the shop. Jabu didn't want to go to the shop. Jabu wants to play. He wants to</p>				
		<p>play with his friends.</p> <div> <div>  <div>eggs</div> </div> <div>  <div>milk</div> </div> </div>				

## FRIDAY




	LOOK & SAY	friends	dozen	didn't	soon	come
	DRAW & WRITE	<p>1. The <u>ring</u> is on the <u>string</u>. 2. Jabu gets eggs and milk.</p>				







## MONDAY

	LOOK & SAY	friends	dozen	didn't	soon	come
	SOUND OUT	ring	sing	wing	rang	
		sang	hang	lung	sung	
	★	I can <u>sing</u> . Can you <u>sing</u> ? I <u>sang</u> . I <u>sang</u> to my mom. My mom can <u>sing</u> .				
	READ	My friends will <u>sing</u> . My friends will <u>sing</u> a song. It is not a long song. My friends will not <u>sing</u> a long song. My friends <u>sang</u> a song. I didn't come. I didn't come to see my friends <u>sing</u> the song. My friends will be sad. My friends will be sad I didn't come. The song has been <u>sung</u> and I didn't come.				






## TUESDAY

	WRITE	Copy the  and  words from Monday into your exercise books.
---	-------	--



## WEDNESDAY

	LOOK & SAY	friends	dozen	didn't	soon	come
	SOUND OUT	ring	sing	wing	rang	
		sang	hang	lung	sung	
	★	I see a <u>ring</u> . I see a <u>ring</u> on the <u>wing</u> . I will sit. I will sit by the <u>ring</u> on the <u>wing</u> .				
	READ	I see a <u>ring</u> . Can you see the <u>ring</u> ? I <u>sing</u> when I see a <u>ring</u> . I can <u>hang</u> the <u>ring</u> on a string. I will <u>sing</u> with the <u>ring</u> on the string. I <u>sang</u> . I <u>sang</u> with the <u>ring</u> on the string. My friends will come soon. They will see the <u>ring</u> . They will see the <u>ring</u> on the sting. They will <u>sing</u> . They will <u>sing</u> when they see the <u>ring</u> on the string.				





## THURSDAY

	LOOK & SAY	friends	dozen	didn't	soon	come
	READ	 <p>Jabu needs to get eggs. Jabu need to get milk. He needs to get eggs and milk for mom. He needs a dozen eggs. Mom tells him to come soon. Jabu will <u>sing</u> in the shop. Jabu didn't want to go to the shop. Jabu wants to play. He wants to</p>				
						




## FRIDAY

	LOOK & SAY	friends	dozen	didn't	soon	come
	DRAW & WRITE	<p>1. The <u>ring</u> is on the <u>string</u>. 2. Jabu gets eggs and milk.</p>				






MONDAY

	LOOK & SAY	friends	dozen	didn't	soon	come
	SOUND OUT	ring	sing	wing	rang	
		sang	hang	lung	sung	
	★	I can <u>sing</u> . Can you <u>sing</u> ? I <u>sang</u> . I <u>sang</u> to my mom. My mom can <u>sing</u> .				
	READ	My friends will <u>sing</u> . My friends will <u>sing</u> a song. It is not a long song. My friends will not <u>sing</u> a long song. My friends <u>sang</u> a song. I didn't come. I didn't come to see my friends <u>sing</u> the song. My friends will be sad. My friends will be sad I didn't come. The song has been <u>sung</u> and I didn't come.				






TUESDAY

	WRITE	Copy the  and  words from Monday into your exercise books.
---	-------	--



WEDNESDAY

	LOOK & SAY	friends	dozen	didn't	soon	come
	SOUND OUT	ring	sing	wing	rang	
		sang	hang	lung	sung	
		I see a <u>ring</u> . I see a <u>ring</u> on the <u>wing</u> . I will sit. I will sit by the <u>ring</u> on the <u>wing</u> .				
	READ	I see a <u>ring</u> . Can you see the <u>ring</u> ? I <u>sing</u> when I see a <u>ring</u> . I can <u>hang</u> the <u>ring</u> on a string. I will <u>sing</u> with the <u>ring</u> on the string. I <u>sang</u> . I <u>sang</u> with the <u>ring</u> on the string. My friends will come soon. They will see the <u>ring</u> . They will see the <u>ring</u> on the sting. They will <u>sing</u> . They will <u>sing</u> when they see the <u>ring</u> on the string.				





# THURSDAY

	LOOK & SAY	friends	dozen	didn't	soon	come
	READ	 <p>Jabu needs to get eggs. Jabu need to get milk. He needs to get eggs and milk for mom. He needs a dozen eggs. Mom tells him to come soon. Jabu will <u>sing</u> in the shop. Jabu didn't want to go to the shop. Jabu wants to play. He wants to</p>				
		<p>play with his friends.</p> <div> <div>  <div>eggs</div> </div> <div>  <div>milk</div> </div> </div>				




# FRIDAY

	LOOK & SAY	friends	dozen	didn't	soon	come
	DRAW & WRITE	<p>1. The <u>ring</u> is on the <u>string</u>.                  2. Jabu gets eggs and milk.</p>				





## MONDAY

	LOOK & SAY	friends	dozen	didn't	soon	come
	SOUND OUT	ring	sing	wing	rang	
		sang	hang	lung	sung	
	★	I can <u>sing</u> . Can you <u>sing</u> ? I <u>sang</u> . I <u>sang</u> to my mom. My mom can <u>sing</u> .				
	READ	My friends will <u>sing</u> . My friends will <u>sing</u> a song. It is not a long song. My friends will not <u>sing</u> a long song. My friends <u>sang</u> a song. I didn't come. I didn't come to see my friends <u>sing</u> the song. My friends will be sad. My friends will be sad I didn't come. The song has been <u>sung</u> and I didn't come.				






## TUESDAY

	WRITE	Copy the  and  words from Monday into your exercise books.
---	-------	--



## WEDNESDAY

	LOOK & SAY	friends	dozen	didn't	soon	come
	SOUND OUT	ring	sing	wing	rang	
		sang	hang	lung	sung	
	★	I see a <u>ring</u> . I see a <u>ring</u> on the <u>wing</u> . I will sit. I will sit by the <u>ring</u> on the <u>wing</u> .				
	READ	I see a <u>ring</u> . Can you see the <u>ring</u> ? I <u>sing</u> when I see a <u>ring</u> . I can <u>hang</u> the <u>ring</u> on a string. I will <u>sing</u> with the <u>ring</u> on the string. I <u>sang</u> . I <u>sang</u> with the <u>ring</u> on the string. My friends will come soon. They will see the <u>ring</u> . They will see the <u>ring</u> on the sting. They will <u>sing</u> . They will <u>sing</u> when they see the <u>ring</u> on the string.				

## THURSDAY





	LOOK & SAY	friends	dozen	didn't	soon	come
	READ	 <p>Jabu needs to get eggs. Jabu need to get milk. He needs to get eggs and milk for mom. He needs a dozen eggs. Mom tells him to come soon. Jabu will <u>sing</u> in the shop. Jabu didn't want to go to the shop. Jabu wants to play. He wants to</p>				
		<p>play with his friends.</p> <div> <div>  <div>eggs</div> </div> <div>  <div>milk</div> </div> </div>				

## FRIDAY




	LOOK & SAY	friends	dozen	didn't	soon	come
	DRAW & WRITE	<p>1. The <u>ring</u> is on the <u>string</u>.                  2. Jabu gets eggs and milk.</p>				







## MONDAY

	LOOK & SAY	friends	dozen	didn't	soon	come
	SOUND OUT	ring	sing	wing	rang	
		sang	hang	lung	sung	
	★	I can <u>sing</u> . Can you <u>sing</u> ? I <u>sang</u> . I <u>sang</u> to my mom. My mom can <u>sing</u> .				
	READ	My friends will <u>sing</u> . My friends will <u>sing</u> a song. It is not a long song. My friends will not <u>sing</u> a long song. My friends <u>sang</u> a song. I didn't come. I didn't come to see my friends <u>sing</u> the song. My friends will be sad. My friends will be sad I didn't come. The song has been <u>sung</u> and I didn't come.				






## TUESDAY

	WRITE	Copy the  and  words from Monday into your exercise books.
---	-------	--



## WEDNESDAY

	LOOK & SAY	friends	dozen	didn't	soon	come
	SOUND OUT	ring	sing	wing	rang	
		sang	hang	lung	sung	
	★	I see a <u>ring</u> . I see a <u>ring</u> on the <u>wing</u> . I will sit. I will sit by the <u>ring</u> on the <u>wing</u> .				
	READ	I see a <u>ring</u> . Can you see the <u>ring</u> ? I <u>sing</u> when I see a <u>ring</u> . I can <u>hang</u> the <u>ring</u> on a string. I will <u>sing</u> with the <u>ring</u> on the string. I <u>sang</u> . I <u>sang</u> with the <u>ring</u> on the string. My friends will come soon. They will see the <u>ring</u> . They will see the <u>ring</u> on the sting. They will <u>sing</u> . They will <u>sing</u> when they see the <u>ring</u> on the string.				





## THURSDAY

	LOOK & SAY	friends	dozen	didn't	soon	come
	READ	 <p>Jabu needs to get eggs. Jabu need to get milk. He needs to get eggs and milk for mom. He needs a dozen eggs. Mom tells him to come soon. Jabu will <u>sing</u> in the shop. Jabu didn't want to go to the shop. Jabu wants to play. He wants to</p>				
						




## FRIDAY

	LOOK & SAY	friends	dozen	didn't	soon	come
	DRAW & WRITE	<p>1. The <u>ring</u> is on the <u>string</u>. 2. Jabu gets eggs and milk.</p>				





## MONDAY

	LOOK & SAY	friends	dozen	didn't	soon	come
	SOUND OUT	ring	sing	wing	rang	
		sang	hang	lung	sung	
	★	I can <u>sing</u> . Can you <u>sing</u> ? I <u>sang</u> . I <u>sang</u> to my mom. My mom can <u>sing</u> .				
	READ	My friends will <u>sing</u> . My friends will <u>sing</u> a song. It is not a long song. My friends will not <u>sing</u> a long song. My friends <u>sang</u> a song. I didn't come. I didn't come to see my friends <u>sing</u> the song. My friends will be sad. My friends will be sad I didn't come. The song has been <u>sung</u> and I didn't come.				






## TUESDAY

	WRITE	Copy the  and  words from Monday into your exercise books.
---	-------	--



## WEDNESDAY

	LOOK & SAY	friends	dozen	didn't	soon	come
	SOUND OUT	ring	sing	wing	rang	
		sang	hang	lung	sung	
	★	I see a <u>ring</u> . I see a <u>ring</u> on the <u>wing</u> . I will sit. I will sit by the <u>ring</u> on the <u>wing</u> .				
	READ	I see a <u>ring</u> . Can you see the <u>ring</u> ? I <u>sing</u> when I see a <u>ring</u> . I can <u>hang</u> the <u>ring</u> on a string. I will <u>sing</u> with the <u>ring</u> on the string. I <u>sang</u> . I <u>sang</u> with the <u>ring</u> on the string. My friends will come soon. They will see the <u>ring</u> . They will see the <u>ring</u> on the sting. They will <u>sing</u> . They will <u>sing</u> when they see the <u>ring</u> on the string.				





## THURSDAY

	LOOK & SAY	friends	dozen	didn't	soon	come
	READ	 <p>Jabu needs to get eggs. Jabu need to get milk. He needs to get eggs and milk for mom. He needs a dozen eggs. Mom tells him to come soon. Jabu will <u>sing</u> in the shop. Jabu didn't want to go to the shop. Jabu wants to play. He wants to</p>				
						




## FRIDAY

	LOOK & SAY	friends	dozen	didn't	soon	come
	DRAW & WRITE	<p>1. The <u>ring</u> is on the <u>string</u>. 2. Jabu gets eggs and milk.</p>				





## MONDAY

	LOOK & SAY	friends	dozen	didn't	soon	come
	SOUND OUT	ring	sing	wing	rang	
		sang	hang	lung	sung	
	★	I can <u>sing</u> . Can you <u>sing</u> ? I <u>sang</u> . I <u>sang</u> to my mom. My mom can <u>sing</u> .				
	READ	My friends will <u>sing</u> . My friends will <u>sing</u> a song. It is not a long song. My friends will not <u>sing</u> a long song. My friends <u>sang</u> a song. I didn't come. I didn't come to see my friends <u>sing</u> the song. My friends will be sad. My friends will be sad I didn't come. The song has been <u>sung</u> and I didn't come.				






## TUESDAY

	WRITE	Copy the  and  words from Monday into your exercise books.
---	-------	--



## WEDNESDAY

	LOOK & SAY	friends	dozen	didn't	soon	come
	SOUND OUT	ring	sing	wing	rang	
		sang	hang	lung	sung	
	★	I see a <u>ring</u> . I see a <u>ring</u> on the <u>wing</u> . I will sit. I will sit by the <u>ring</u> on the <u>wing</u> .				
	READ	I see a <u>ring</u> . Can you see the <u>ring</u> ? I <u>sing</u> when I see a <u>ring</u> . I can <u>hang</u> the <u>ring</u> on a string. I will <u>sing</u> with the <u>ring</u> on the string. I <u>sang</u> . I <u>sang</u> with the <u>ring</u> on the string. My friends will come soon. They will see the <u>ring</u> . They will see the <u>ring</u> on the sting. They will <u>sing</u> . They will <u>sing</u> when they see the <u>ring</u> on the string.				




## THURSDAY

	LOOK & SAY	friends	dozen	didn't	soon	come
	READ	 <p>Jabu needs to get eggs. Jabu need to get milk. He needs to get eggs and milk for mom. He needs a dozen eggs. Mom tells him to come soon. Jabu will <u>sing</u> in the shop. Jabu didn't want to go to the shop. Jabu wants to play. He wants to</p>				
		<p>play with his friends.</p> <div> <div>  <div>eggs</div> </div> <div>  <div>milk</div> </div> </div>				




## FRIDAY

	LOOK & SAY	friends	dozen	didn't	soon	come
	DRAW & WRITE	<p>1. The <u>ring</u> is on the <u>string</u>. 2. Jabu gets eggs and milk.</p>				





## MONDAY

	LOOK & SAY	friends	dozen	didn't	soon	come
	SOUND OUT	ring	sing	wing	rang	
		sang	hang	lung	sung	
	★	I can <u>sing</u> . Can you <u>sing</u> ? I <u>sang</u> . I <u>sang</u> to my mom. My mom can <u>sing</u> .				
	READ	My friends will <u>sing</u> . My friends will <u>sing</u> a song. It is not a long song. My friends will not <u>sing</u> a long song. My friends <u>sang</u> a song. I didn't come. I didn't come to see my friends <u>sing</u> the song. My friends will be sad. My friends will be sad I didn't come. The song has been <u>sung</u> and I didn't come.				

## TUESDAY






	WRITE	Copy the  and  words from Monday into your exercise books.
---	-------	--

## WEDNESDAY



	LOOK & SAY	friends	dozen	didn't	soon	come
	SOUND OUT	ring	sing	wing	rang	
		sang	hang	lung	sung	
	★	I see a <u>ring</u> . I see a <u>ring</u> on the <u>wing</u> . I will sit. I will sit by the <u>ring</u> on the <u>wing</u> .				
	READ	I see a <u>ring</u> . Can you see the <u>ring</u> ? I <u>sing</u> when I see a <u>ring</u> . I can <u>hang</u> the <u>ring</u> on a string. I will <u>sing</u> with the <u>ring</u> on the string. I <u>sang</u> . I <u>sang</u> with the <u>ring</u> on the string. My friends will come soon. They will see the <u>ring</u> . They will see the <u>ring</u> on the sting. They will <u>sing</u> . They will <u>sing</u> when they see the <u>ring</u> on the string.				







## THURSDAY

	LOOK & SAY	friends	dozen	didn't	soon	come
	READ	 <p>Jabu needs to get eggs. Jabu need to get milk. He needs to get eggs and milk for mom. He needs a dozen eggs. Mom tells him to come soon. Jabu will <u>sing</u> in the shop. Jabu didn't want to go to the shop. Jabu wants to play. He wants to</p>				
		<p>play with his friends.</p> <div> <div>  <div>eggs</div> </div> <div>  <div>milk</div> </div> </div>				




## FRIDAY

	LOOK & SAY	friends	dozen	didn't	soon	come
	DRAW & WRITE	<p>1. The <u>ring</u> is on the <u>string</u>. 2. Jabu gets eggs and milk.</p>				





## MONDAY

	LOOK & SAY	friends	dozen	didn't	soon	come
	SOUND OUT	ring	sing	wing	rang	
		sang	hang	lung	sung	
	★	I can <u>sing</u> . Can you <u>sing</u> ? I <u>sang</u> . I <u>sang</u> to my mom. My mom can <u>sing</u> .				
	READ	My friends will <u>sing</u> . My friends will <u>sing</u> a song. It is not a long song. My friends will not <u>sing</u> a long song. My friends <u>sang</u> a song. I didn't come. I didn't come to see my friends <u>sing</u> the song. My friends will be sad. My friends will be sad I didn't come. The song has been <u>sung</u> and I didn't come.				






## TUESDAY

	WRITE	Copy the  and  words from Monday into your exercise books.
---	-------	--



## WEDNESDAY

	LOOK & SAY	friends	dozen	didn't	soon	come
	SOUND OUT	ring	sing	wing	rang	
		sang	hang	lung	sung	
	★	I see a <u>ring</u> . I see a <u>ring</u> on the <u>wing</u> . I will sit. I will sit by the <u>ring</u> on the <u>wing</u> .				
	READ	I see a <u>ring</u> . Can you see the <u>ring</u> ? I <u>sing</u> when I see a <u>ring</u> . I can <u>hang</u> the <u>ring</u> on a string. I will <u>sing</u> with the <u>ring</u> on the string. I <u>sang</u> . I <u>sang</u> with the <u>ring</u> on the string. My friends will come soon. They will see the <u>ring</u> . They will see the <u>ring</u> on the sting. They will <u>sing</u> . They will <u>sing</u> when they see the <u>ring</u> on the string.				





# THURSDAY

	LOOK & SAY	friends	dozen	didn't	soon	come
	READ	 <p>Jabu needs to get eggs. Jabu need to get milk. He needs to get eggs and milk for mom. He needs a dozen eggs. Mom tells him to come soon. Jabu will <u>sing</u> in the shop. Jabu didn't want to go to the shop. Jabu wants to play. He wants to</p>				
		<p>play with his friends.</p> <div> <div>  <div>eggs</div> </div> <div>  <div>milk</div> </div> </div>				




# FRIDAY

	LOOK & SAY	friends	dozen	didn't	soon	come
	DRAW & WRITE	<p>1. The <u>ring</u> is on the <u>string</u>. 2. Jabu gets eggs and milk.</p>				





MONDAY

	LOOK & SAY	friends	dozen	didn't	soon	come
	SOUND OUT	ring	sing	wing	rang	
		sang	hang	lung	sung	
	★	I can <u>sing</u> . Can you <u>sing</u> ? I <u>sang</u> . I <u>sang</u> to my mom. My mom can <u>sing</u> .				
	READ	My friends will <u>sing</u> . My friends will <u>sing</u> a song. It is not a long song. My friends will not <u>sing</u> a long song. My friends <u>sang</u> a song. I didn't come. I didn't come to see my friends <u>sing</u> the song. My friends will be sad. My friends will be sad I didn't come. The song has been <u>sung</u> and I didn't come.				






TUESDAY

	WRITE	Copy the  and  words from Monday into your exercise books.				
---	-------	--	--	--	--	--



WEDNESDAY

	LOOK & SAY	friends	dozen	didn't	soon	come
	SOUND OUT	ring	sing	wing	rang	
		sang	hang	lung	sung	
	★	I see a <u>ring</u> . I see a <u>ring</u> on the <u>wing</u> . I will sit. I will sit by the <u>ring</u> on the <u>wing</u> .				
	READ	I see a <u>ring</u> . Can you see the <u>ring</u> ? I <u>sing</u> when I see a <u>ring</u> . I can <u>hang</u> the <u>ring</u> on a string. I will <u>sing</u> with the <u>ring</u> on the string. I <u>sang</u> . I <u>sang</u> with the <u>ring</u> on the string. My friends will come soon. They will see the <u>ring</u> . They will see the <u>ring</u> on the sting. They will <u>sing</u> . They will <u>sing</u> when they see the <u>ring</u> on the string.				




## THURSDAY

	LOOK & SAY	friends	dozen	didn't	soon	come
	READ	 <p>Jabu needs to get eggs. Jabu need to get milk. He needs to get eggs and milk for mom. He needs a dozen eggs. Mom tells him to come soon. Jabu will <u>sing</u> in the shop. Jabu didn't want to go to the shop. Jabu wants to play. He wants to</p>				
		<p>play with his friends.</p> <div> <div>  <div>eggs</div> </div> <div>  <div>milk</div> </div> </div>				




## FRIDAY

	LOOK & SAY	friends	dozen	didn't	soon	come
	DRAW & WRITE	<p>1. The <u>ring</u> is on the <u>string</u>. 2. Jabu gets eggs and milk.</p>				





## MONDAY

	LOOK & SAY	friends	dozen	didn't	soon	come
	SOUND OUT	ring	sing	wing	rang	
		sang	hang	lung	sung	
	★	I can <u>sing</u> . Can you <u>sing</u> ? I <u>sang</u> . I <u>sang</u> to my mom. My mom can <u>sing</u> .				
	READ	My friends will <u>sing</u> . My friends will <u>sing</u> a song. It is not a long song. My friends will not <u>sing</u> a long song. My friends <u>sang</u> a song. I didn't come. I didn't come to see my friends <u>sing</u> the song. My friends will be sad. My friends will be sad I didn't come. The song has been <u>sung</u> and I didn't come.				






## TUESDAY

	WRITE	Copy the  and  words from Monday into your exercise books.
---	-------	--



## WEDNESDAY

	LOOK & SAY	friends	dozen	didn't	soon	come
	SOUND OUT	ring	sing	wing	rang	
		sang	hang	lung	sung	
	★	I see a <u>ring</u> . I see a <u>ring</u> on the <u>wing</u> . I will sit. I will sit by the <u>ring</u> on the <u>wing</u> .				
	READ	I see a <u>ring</u> . Can you see the <u>ring</u> ? I <u>sing</u> when I see a <u>ring</u> . I can <u>hang</u> the <u>ring</u> on a string. I will <u>sing</u> with the <u>ring</u> on the string. I <u>sang</u> . I <u>sang</u> with the <u>ring</u> on the string. My friends will come soon. They will see the <u>ring</u> . They will see the <u>ring</u> on the sting. They will <u>sing</u> . They will <u>sing</u> when they see the <u>ring</u> on the string.				

# THURSDAY





	LOOK & SAY	friends	dozen	didn't	soon	come
	READ	 <p>Jabu needs to get eggs. Jabu need to get milk. He needs to get eggs and milk for mom. He needs a dozen eggs. Mom tells him to come soon. Jabu will <u>sing</u> in the shop. Jabu didn't want to go to the shop. Jabu wants to play. He wants to</p>				
		<p>play with his friends.</p> <div> <div>  <div>eggs</div> </div> <div>  <div>milk</div> </div> </div>				

# FRIDAY




	LOOK & SAY	friends	dozen	didn't	soon	come
	DRAW & WRITE	<p>1. The <u>ring</u> is on the <u>string</u>. 2. Jabu gets eggs and milk.</p>				







## MONDAY

	LOOK & SAY	friends	dozen	didn't	soon	come
	SOUND OUT	ring	sing	wing	rang	
		sang	hang	lung	sung	
	★	I can <u>sing</u> . Can you <u>sing</u> ? I <u>sang</u> . I <u>sang</u> to my mom. My mom can <u>sing</u> .				
	READ	My friends will <u>sing</u> . My friends will <u>sing</u> a song. It is not a long song. My friends will not <u>sing</u> a long song. My friends <u>sang</u> a song. I didn't come. I didn't come to see my friends <u>sing</u> the song. My friends will be sad. My friends will be sad I didn't come. The song has been <u>sung</u> and I didn't come.				






## TUESDAY

	WRITE	Copy the  and  words from Monday into your exercise books.
---	-------	--



## WEDNESDAY

	LOOK & SAY	friends	dozen	didn't	soon	come
	SOUND OUT	ring	sing	wing	rang	
		sang	hang	lung	sung	
	★	I see a <u>ring</u> . I see a <u>ring</u> on the <u>wing</u> . I will sit. I will sit by the <u>ring</u> on the <u>wing</u> .				
	READ	I see a <u>ring</u> . Can you see the <u>ring</u> ? I <u>sing</u> when I see a <u>ring</u> . I can <u>hang</u> the <u>ring</u> on a string. I will <u>sing</u> with the <u>ring</u> on the string. I <u>sang</u> . I <u>sang</u> with the <u>ring</u> on the string. My friends will come soon. They will see the <u>ring</u> . They will see the <u>ring</u> on the sting. They will <u>sing</u> . They will <u>sing</u> when they see the <u>ring</u> on the string.				





# THURSDAY

	LOOK & SAY	friends	dozen	didn't	soon	come
	READ					
		<p>Jabu needs to get eggs. Jabu need to get milk. He needs to get eggs and milk for mom. He needs a dozen eggs. Mom tells him to come soon. Jabu will <u>sing</u> in the shop. Jabu didn't want to go to the shop. Jabu wants to play. He wants to play with his friends.</p>				
		<div>eggs</div> 		<div>milk</div> 		




# FRIDAY

	LOOK & SAY	friends	dozen	didn't	soon	come
	DRAW & WRITE	<p>1. The <u>ring</u> is on the <u>string</u>. 2. Jabu gets eggs and milk.</p>				





MONDAY

	LOOK & SAY	friends	dozen	didn't	soon	come
	SOUND OUT	ring	sing	wing	rang	
		sang	hang	lung	sung	
	★	I can <u>sing</u> . Can you <u>sing</u> ? I <u>sang</u> . I <u>sang</u> to my mom. My mom can <u>sing</u> .				
	READ	My friends will <u>sing</u> . My friends will <u>sing</u> a song. It is not a long song. My friends will not <u>sing</u> a long song. My friends <u>sang</u> a song. I didn't come. I didn't come to see my friends <u>sing</u> the song. My friends will be sad. My friends will be sad I didn't come. The song has been <u>sung</u> and I didn't come.				






TUESDAY

	WRITE	Copy the  and  words from Monday into your exercise books.
---	-------	--



WEDNESDAY

	LOOK & SAY	friends	dozen	didn't	soon	come
	SOUND OUT	ring	sing	wing	rang	
		sang	hang	lung	sung	
	★	I see a <u>ring</u> . I see a <u>ring</u> on the <u>wing</u> . I will sit. I will sit by the <u>ring</u> on the <u>wing</u> .				
	READ	I see a <u>ring</u> . Can you see the <u>ring</u> ? I <u>sing</u> when I see a <u>ring</u> . I can <u>hang</u> the <u>ring</u> on a string. I will <u>sing</u> with the <u>ring</u> on the string. I <u>sang</u> . I <u>sang</u> with the <u>ring</u> on the string. My friends will come soon. They will see the <u>ring</u> . They will see the <u>ring</u> on the sting. They will <u>sing</u> . They will <u>sing</u> when they see the <u>ring</u> on the string.				





## THURSDAY

	LOOK & SAY	friends	dozen	didn't	soon	come
	READ	 <p>Jabu needs to get eggs. Jabu need to get milk. He needs to get eggs and milk for mom. He needs a dozen eggs. Mom tells him to come soon. Jabu will <u>sing</u> in the shop. Jabu didn't want to go to the shop. Jabu wants to play. He wants to</p>				
		<p>play with his friends.</p> <div> <div>  <div>eggs</div> </div> <div>  <div>milk</div> </div> </div>				




## FRIDAY

	LOOK & SAY	friends	dozen	didn't	soon	come
	DRAW & WRITE	<p>1. The <u>ring</u> is on the <u>string</u>. 2. Jabu gets eggs and milk.</p>				





## MONDAY

	LOOK & SAY	friends	dozen	didn't	soon	come
	SOUND OUT	ring	sing	wing	rang	
		sang	hang	lung	sung	
	★	I can <u>sing</u> . Can you <u>sing</u> ? I <u>sang</u> . I <u>sang</u> to my mom. My mom can <u>sing</u> .				
	READ	My friends will <u>sing</u> . My friends will <u>sing</u> a song. It is not a long song. My friends will not <u>sing</u> a long song. My friends <u>sang</u> a song. I didn't come. I didn't come to see my friends <u>sing</u> the song. My friends will be sad. My friends will be sad I didn't come. The song has been <u>sung</u> and I didn't come.				






## TUESDAY

	WRITE	Copy the  and  words from Monday into your exercise books.
---	-------	--



## WEDNESDAY

	LOOK & SAY	friends	dozen	didn't	soon	come
	SOUND OUT	ring	sing	wing	rang	
		sang	hang	lung	sung	
	★	I see a <u>ring</u> . I see a <u>ring</u> on the <u>wing</u> . I will sit. I will sit by the <u>ring</u> on the <u>wing</u> .				
	READ	I see a <u>ring</u> . Can you see the <u>ring</u> ? I <u>sing</u> when I see a <u>ring</u> . I can <u>hang</u> the <u>ring</u> on a string. I will <u>sing</u> with the <u>ring</u> on the string. I <u>sang</u> . I <u>sang</u> with the <u>ring</u> on the string. My friends will come soon. They will see the <u>ring</u> . They will see the <u>ring</u> on the sting. They will <u>sing</u> . They will <u>sing</u> when they see the <u>ring</u> on the string.				




## THURSDAY

	LOOK & SAY	friends	dozen	didn't	soon	come
	READ	 <p>Jabu needs to get eggs. Jabu need to get milk. He needs to get eggs and milk for mom. He needs a dozen eggs. Mom tells him to come soon. Jabu will <u>sing</u> in the shop. Jabu didn't want to go to the shop. Jabu wants to play. He wants to</p>				
		<p>play with his friends.</p> <div> <div>  <div>eggs</div> </div> <div>  <div>milk</div> </div> </div>				




## FRIDAY

	LOOK & SAY	friends	dozen	didn't	soon	come
	DRAW & WRITE	<p>1. The <u>ring</u> is on the <u>string</u>. 2. Jabu gets eggs and milk.</p>				





## MONDAY

	LOOK & SAY	friends	dozen	didn't	soon	come
	SOUND OUT	ring	sing	wing	rang	
		sang	hang	lung	sung	
	★	I can <u>sing</u> . Can you <u>sing</u> ? I <u>sang</u> . I <u>sang</u> to my mom. My mom can <u>sing</u> .				
	READ	My friends will <u>sing</u> . My friends will <u>sing</u> a song. It is not a long song. My friends will not <u>sing</u> a long song. My friends <u>sang</u> a song. I didn't come. I didn't come to see my friends <u>sing</u> the song. My friends will be sad. My friends will be sad I didn't come. The song has been <u>sung</u> and I didn't come.				

## TUESDAY






	WRITE	Copy the  and  words from Monday into your exercise books.
---	-------	--

## WEDNESDAY



	LOOK & SAY	friends	dozen	didn't	soon	come
	SOUND OUT	ring	sing	wing	rang	
		sang	hang	lung	sung	
	★	I see a <u>ring</u> . I see a <u>ring</u> on the <u>wing</u> . I will sit. I will sit by the <u>ring</u> on the <u>wing</u> .				
	READ	I see a <u>ring</u> . Can you see the <u>ring</u> ? I <u>sing</u> when I see a <u>ring</u> . I can <u>hang</u> the <u>ring</u> on a string. I will <u>sing</u> with the <u>ring</u> on the string. I <u>sang</u> . I <u>sang</u> with the <u>ring</u> on the string. My friends will come soon. They will see the <u>ring</u> . They will see the <u>ring</u> on the sting. They will <u>sing</u> . They will <u>sing</u> when they see the <u>ring</u> on the string.				







## THURSDAY

	LOOK & SAY	friends	dozen	didn't	soon	come
	READ	 <p>Jabu needs to get eggs. Jabu need to get milk. He needs to get eggs and milk for mom. He needs a dozen eggs. Mom tells him to come soon. Jabu will <u>sing</u> in the shop. Jabu didn't want to go to the shop. Jabu wants to play. He wants to</p>				
		<p>play with his friends.</p> <div> <div>  <div>eggs</div> </div> <div>  <div>milk</div> </div> </div>				




## FRIDAY

	LOOK & SAY	friends	dozen	didn't	soon	come
	DRAW & WRITE	<p>1. The <u>ring</u> is on the <u>string</u>. 2. Jabu gets eggs and milk.</p>				





MONDAY

	LOOK & SAY	friends	dozen	didn't	soon	come
	SOUND OUT	ring	sing	wing	rang	
		sang	hang	lung	sung	
	★	I can <u>sing</u> . Can you <u>sing</u> ? I <u>sang</u> . I <u>sang</u> to my mom. My mom can <u>sing</u> .				
	READ	My friends will <u>sing</u> . My friends will <u>sing</u> a song. It is not a long song. My friends will not <u>sing</u> a long song. My friends <u>sang</u> a song. I didn't come. I didn't come to see my friends <u>sing</u> the song. My friends will be sad. My friends will be sad I didn't come. The song has been <u>sung</u> and I didn't come.				






TUESDAY

	WRITE	Copy the  and  words from Monday into your exercise books.
---	-------	--



WEDNESDAY

	LOOK & SAY	friends	dozen	didn't	soon	come
	SOUND OUT	ring	sing	wing	rang	
		sang	hang	lung	sung	
	★	I see a <u>ring</u> . I see a <u>ring</u> on the <u>wing</u> . I will sit. I will sit by the <u>ring</u> on the <u>wing</u> .				
	READ	I see a <u>ring</u> . Can you see the <u>ring</u> ? I <u>sing</u> when I see a <u>ring</u> . I can <u>hang</u> the <u>ring</u> on a string. I will <u>sing</u> with the <u>ring</u> on the string. I <u>sang</u> . I <u>sang</u> with the <u>ring</u> on the string. My friends will come soon. They will see the <u>ring</u> . They will see the <u>ring</u> on the sting. They will <u>sing</u> . They will <u>sing</u> when they see the <u>ring</u> on the string.				





## THURSDAY

	LOOK & SAY	friends	dozen	didn't	soon	come
	READ	 <p>Jabu needs to get eggs. Jabu need to get milk. He needs to get eggs and milk for mom. He needs a dozen eggs. Mom tells him to come soon. Jabu will <u>sing</u> in the shop. Jabu didn't want to go to the shop. Jabu wants to play. He wants to</p>				
		<p>play with his friends.</p> <div> <div>  <div>eggs</div> </div> <div>  <div>milk</div> </div> </div>				




## FRIDAY

	LOOK & SAY	friends	dozen	didn't	soon	come
	DRAW & WRITE	<p>1. The <u>ring</u> is on the <u>string</u>. 2. Jabu gets eggs and milk.</p>				





## MONDAY

	LOOK & SAY	friends	dozen	didn't	soon	come
	SOUND OUT	ring	sing	wing	rang	
		sang	hang	lung	sung	
	★	I can <u>sing</u> . Can you <u>sing</u> ? I <u>sang</u> . I <u>sang</u> to my mom. My mom can <u>sing</u> .				
	READ	My friends will <u>sing</u> . My friends will <u>sing</u> a song. It is not a long song. My friends will not <u>sing</u> a long song. My friends <u>sang</u> a song. I didn't come. I didn't come to see my friends <u>sing</u> the song. My friends will be sad. My friends will be sad I didn't come. The song has been <u>sung</u> and I didn't come.				






## TUESDAY

	WRITE	Copy the  and  words from Monday into your exercise books.
---	-------	--



## WEDNESDAY

	LOOK & SAY	friends	dozen	didn't	soon	come
	SOUND OUT	ring	sing	wing	rang	
		sang	hang	lung	sung	
	★	I see a <u>ring</u> . I see a <u>ring</u> on the <u>wing</u> . I will sit. I will sit by the <u>ring</u> on the <u>wing</u> .				
	READ	I see a <u>ring</u> . Can you see the <u>ring</u> ? I <u>sing</u> when I see a <u>ring</u> . I can <u>hang</u> the <u>ring</u> on a string. I will <u>sing</u> with the <u>ring</u> on the string. I <u>sang</u> . I <u>sang</u> with the <u>ring</u> on the string. My friends will come soon. They will see the <u>ring</u> . They will see the <u>ring</u> on the sting. They will <u>sing</u> . They will <u>sing</u> when they see the <u>ring</u> on the string.				





# THURSDAY

	LOOK & SAY	friends	dozen	didn't	soon	come
	READ	 <p>Jabu needs to get eggs. Jabu need to get milk. He needs to get eggs and milk for mom. He needs a dozen eggs. Mom tells him to come soon. Jabu will <u>sing</u> in the shop. Jabu didn't want to go to the shop. Jabu wants to play. He wants to</p>				
						


# FRIDAY

	LOOK & SAY	friends	dozen	didn't	soon	come
	DRAW & WRITE	<p>1. The <u>ring</u> is on the <u>string</u>. 2. Jabu gets eggs and milk.</p>				





MONDAY

	LOOK & SAY	heard	tray	slimy	joked	laughed
	SOUND OUT	bring	brain	breed	brag	
		brat	brim	brick	brail	
	★	Am I a <u>brat</u> ? I am not a <u>brat</u> . Do I <u>brag</u> ? I do not <u>brag</u> . I am not a <u>brat</u> and I do not <u>brag</u> .				
	READ	I need a <u>brick</u> . I need a <u>brick</u> on a tray. Will you <u>bring</u> me a <u>brick</u> ? Will you <u>bring</u> me a <u>brick</u> on a tray? I will <u>brag</u> . I will <u>brag</u> to my friends. My friends will see the <u>brick</u> . They will see the <u>brick</u> on the tray. My friend is a <u>brat</u> . He laughed. He laughed at my <u>brick</u> on the tray.				





TUESDAY

	WRITE	Copy the  and  words from Monday into your exercise books.				
---	-------	--	--	--	--	--



WEDNESDAY

	LOOK & SAY	heard	tray	slimy	joked	laughed
	SOUND OUT	bring	brain	breed	brag	
		brat	brim	brick	brail	
	★	I sit. I sit on the <u>brick</u> . Can you see me? Can you see me sit on the <u>brick</u> ? It is fun.				
	READ	I heard my friend. I heard my friend that joked. He joked and laughed. I am sad. My friend is a <u>brat</u> . He laughed and joked and he made me sad. He joked and laughed at my <u>brick</u> . He joked and laughed at my slimy <u>brick</u> . I will not <u>brag</u> . I will not <u>brag</u> to my friend. I will be sad.				

## THURSDAY





	LOOK & SAY	heard	tray	slimy	joked	laughed
 	READ	 <p>Jabu will <u>bring</u> the eggs to mom. He will <u>bring</u> the milk to mom. He heard his friends. He wants to play. He wants to play with his friends. He runs. He runs with the tray of eggs. He trips. He trips on a <u>brick</u>. His friends laughed. The slimy eggs crack. The</p>				
		slimy eggs crack on his head.				

## FRIDAY




	LOOK & SAY	heard	tray	slimy	joked	laughed
	DRAW & WRITE	<p>1. The <u>brick</u> is on the tray.                  2. The eggs crack on his head.</p>				







## MONDAY

	LOOK & SAY	heard	tray	slimy	joked	laughed
	SOUND OUT	bring	brain	breed	brag	
		brat	brim	brick	brail	
	★	Am I a <u>brat</u> ? I am not a <u>brat</u> . Do I <u>brag</u> ? I do not <u>brag</u> . I am not a <u>brat</u> and I do not <u>brag</u> .				
	READ	I need a <u>brick</u> . I need a <u>brick</u> on a tray. Will you <u>bring</u> me a <u>brick</u> ? Will you <u>bring</u> me a <u>brick</u> on a tray? I will <u>brag</u> . I will <u>brag</u> to my friends. My friends will see the <u>brick</u> . They will see the <u>brick</u> on the tray. My friend is a <u>brat</u> . He laughed. He laughed at my <u>brick</u> on the tray.				




## TUESDAY

	WRITE	Copy the  and  words from Monday into your exercise books.
---	-------	--



## WEDNESDAY

	LOOK & SAY	heard	tray	slimy	joked	laughed
	SOUND OUT	bring	brain	breed	brag	
		brat	brim	brick	brail	
	★	I sit. I sit on the <u>brick</u> . Can you see me? Can you see me sit on the <u>brick</u> ? It is fun.				
	READ	I heard my friend. I heard my friend that joked. He joked and laughed. I am sad. My friend is a <u>brat</u> . He laughed and joked and he made me sad. He joked and laughed at my <u>brick</u> . He joked and laughed at my slimy <u>brick</u> . I will not <u>brag</u> . I will not <u>brag</u> to my friend. I will be sad.				





## THURSDAY

	LOOK & SAY	heard	tray	slimy	joked	laughed
	READ	 <p>Jabu will <u>bring</u> the eggs to mom. He will <u>bring</u> the milk to mom. He heard his friends. He wants to play. He wants to play with his friends. He runs. He runs with the tray of eggs. He trips. He trips on a <u>brick</u>. His friends laughed. The slimy eggs crack. The</p>				
		<p>slimy eggs crack on his head.</p>				




## FRIDAY

	LOOK & SAY	heard	tray	slimy	joked	laughed
	DRAW & WRITE	<ol style="list-style-type: none"> <li>1. The <u>brick</u> is on the tray.</li> <li>2. The eggs crack on his head.</li> </ol>				





## MONDAY

	LOOK & SAY	heard	tray	slimy	joked	laughed
	SOUND OUT	bring	brain	breed	brag	
		brat	brim	brick	brail	
	★	Am I a <u>brat</u> ? I am not a <u>brat</u> . Do I <u>brag</u> ? I do not <u>brag</u> . I am not a <u>brat</u> and I do not <u>brag</u> .				
	READ	I need a <u>brick</u> . I need a <u>brick</u> on a tray. Will you <u>bring</u> me a <u>brick</u> ? Will you <u>bring</u> me a <u>brick</u> on a tray? I will <u>brag</u> . I will <u>brag</u> to my friends. My friends will see the <u>brick</u> . They will see the <u>brick</u> on the tray. My friend is a <u>brat</u> . He laughed. He laughed at my <u>brick</u> on the tray.				




## TUESDAY

	WRITE	Copy the  and  words from Monday into your exercise books.
---	-------	--



## WEDNESDAY

	LOOK & SAY	heard	tray	slimy	joked	laughed
	SOUND OUT	bring	brain	breed	brag	
		brat	brim	brick	brail	
	★	I sit. I sit on the <u>brick</u> . Can you see me? Can you see me sit on the <u>brick</u> ? It is fun.				
	READ	I heard my friend. I heard my friend that joked. He joked and laughed. I am sad. My friend is a <u>brat</u> . He laughed and joked and he made me sad. He joked and laughed at my <u>brick</u> . He joked and laughed at my slimy <u>brick</u> . I will not <u>brag</u> . I will not <u>brag</u> to my friend. I will be sad.				





## THURSDAY

	LOOK & SAY	heard	tray	slimy	joked	laughed
	READ					
		<p>Jabu will <u>bring</u> the eggs to mom. He will <u>bring</u> the milk to mom. He heard his friends. He wants to play. He wants to play with his friends. He runs. He runs with the tray of eggs. He trips. He trips on a <u>brick</u>. His friends laughed. The slimy eggs crack. The</p>				
		<p>slimy eggs crack on his head.</p>				




## FRIDAY

	LOOK & SAY	heard	tray	slimy	joked	laughed
	DRAW & WRITE	<ol style="list-style-type: none"> <li>1. The <u>brick</u> is on the tray.</li> <li>2. The eggs crack on his head.</li> </ol>				





MONDAY

	LOOK & SAY	heard	tray	slimy	joked	laughed
	SOUND OUT	bring	brain	breed	brag	
		brat	brim	brick	brail	
	★	Am I a <u>brat</u> ? I am not a <u>brat</u> . Do I <u>brag</u> ? I do not <u>brag</u> . I am not a <u>brat</u> and I do not <u>brag</u> .				
	READ	I need a <u>brick</u> . I need a <u>brick</u> on a tray. Will you <u>bring</u> me a <u>brick</u> ? Will you <u>bring</u> me a <u>brick</u> on a tray? I will <u>brag</u> . I will <u>brag</u> to my friends. My friends will see the <u>brick</u> . They will see the <u>brick</u> on the tray. My friend is a <u>brat</u> . He laughed. He laughed at my <u>brick</u> on the tray.				




TUESDAY

	WRITE	Copy the  and  words from Monday into your exercise books.				
---	-------	--	--	--	--	--



WEDNESDAY

	LOOK & SAY	heard	tray	slimy	joked	laughed
	SOUND OUT	bring	brain	breed	brag	
		brat	brim	brick	brail	
	★	I sit. I sit on the <u>brick</u> . Can you see me? Can you see me sit on the <u>brick</u> ? It is fun.				
	READ	I heard my friend. I heard my friend that joked. He joked and laughed. I am sad. My friend is a <u>brat</u> . He laughed and joked and he made me sad. He joked and laughed at my <u>brick</u> . He joked and laughed at my slimy <u>brick</u> . I will not <u>brag</u> . I will not <u>brag</u> to my friend. I will be sad.				





## THURSDAY

	LOOK & SAY	heard	tray	slimy	joked	laughed
	READ					
		<p>Jabu will <u>bring</u> the eggs to mom. He will <u>bring</u> the milk to mom. He heard his friends. He wants to play. He wants to play with his friends. He runs. He runs with the tray of eggs. He trips. He trips on a <u>brick</u>. His friends laughed. The slimy eggs crack. The</p>				
		<p>slimy eggs crack on his head.</p>				




## FRIDAY

	LOOK & SAY	heard	tray	slimy	joked	laughed
	DRAW & WRITE	<ol style="list-style-type: none"> <li>1. The <u>brick</u> is on the tray.</li> <li>2. The eggs crack on his head.</li> </ol>				





## MONDAY

	LOOK & SAY	heard	tray	slimy	joked	laughed
	SOUND OUT	bring	brain	breed	brag	
		brat	brim	brick	brail	
	★	Am I a <u>brat</u> ? I am not a <u>brat</u> . Do I <u>brag</u> ? I do not <u>brag</u> . I am not a <u>brat</u> and I do not <u>brag</u> .				
	READ	I need a <u>brick</u> . I need a <u>brick</u> on a tray. Will you <u>bring</u> me a <u>brick</u> ? Will you <u>bring</u> me a <u>brick</u> on a tray? I will <u>brag</u> . I will <u>brag</u> to my friends. My friends will see the <u>brick</u> . They will see the <u>brick</u> on the tray. My friend is a <u>brat</u> . He laughed. He laughed at my <u>brick</u> on the tray.				

## TUESDAY





	WRITE	Copy the  and  words from Monday into your exercise books.				
---	-------	--	--	--	--	--

## WEDNESDAY



	LOOK & SAY	heard	tray	slimy	joked	laughed
	SOUND OUT	bring	brain	breed	brag	
		brat	brim	brick	brail	
	★	I sit. I sit on the <u>brick</u> . Can you see me? Can you see me sit on the <u>brick</u> ? It is fun.				
	READ	I heard my friend. I heard my friend that joked. He joked and laughed. I am sad. My friend is a <u>brat</u> . He laughed and joked and he made me sad. He joked and laughed at my <u>brick</u> . He joked and laughed at my slimy <u>brick</u> . I will not <u>brag</u> . I will not <u>brag</u> to my friend. I will be sad.				







## THURSDAY

	LOOK & SAY	heard	tray	slimy	joked	laughed
 	READ	 <p>Jabu will <u>bring</u> the eggs to mom. He will <u>bring</u> the milk to mom. He heard his friends. He wants to play. He wants to play with his friends. He runs. He runs with the tray of eggs. He trips. He trips on a <u>brick</u>. His friends laughed. The slimy eggs crack. The</p>				
		slimy eggs crack on his head.				


## FRIDAY

	LOOK & SAY	heard	tray	slimy	joked	laughed
	DRAW & WRITE	<p>1. The <u>brick</u> is on the tray.                  2. The eggs crack on his head.</p>				





MONDAY

	LOOK & SAY	heard	tray	slimy	joked	laughed
	SOUND OUT	bring	brain	breed	brag	
		brat	brim	brick	brail	
	★	Am I a <u>brat</u> ? I am not a <u>brat</u> . Do I <u>brag</u> ? I do not <u>brag</u> . I am not a <u>brat</u> and I do not <u>brag</u> .				
	READ	I need a <u>brick</u> . I need a <u>brick</u> on a tray. Will you <u>bring</u> me a <u>brick</u> ? Will you <u>bring</u> me a <u>brick</u> on a tray? I will <u>brag</u> . I will <u>brag</u> to my friends. My friends will see the <u>brick</u> . They will see the <u>brick</u> on the tray. My friend is a <u>brat</u> . He laughed. He laughed at my <u>brick</u> on the tray.				




TUESDAY

	WRITE	Copy the  and  words from Monday into your exercise books.				
---	-------	--	--	--	--	--



WEDNESDAY

	LOOK & SAY	heard	tray	slimy	joked	laughed
	SOUND OUT	bring	brain	breed	brag	
		brat	brim	brick	brail	
	★	I sit. I sit on the <u>brick</u> . Can you see me? Can you see me sit on the <u>brick</u> ? It is fun.				
	READ	I heard my friend. I heard my friend that joked. He joked and laughed. I am sad. My friend is a <u>brat</u> . He laughed and joked and he made me sad. He joked and laughed at my <u>brick</u> . He joked and laughed at my slimy <u>brick</u> . I will not <u>brag</u> . I will not <u>brag</u> to my friend. I will be sad.				





## THURSDAY

	LOOK & SAY	heard	tray	slimy	joked	laughed
	READ					
		<p>Jabu will <u>bring</u> the eggs to mom. He will <u>bring</u> the milk to mom. He heard his friends. He wants to play. He wants to play with his friends. He runs. He runs with the tray of eggs. He trips. He trips on a <u>brick</u>. His friends laughed. The slimy eggs crack. The</p>				
		<p>slimy eggs crack on his head.</p>				




## FRIDAY

	LOOK & SAY	heard	tray	slimy	joked	laughed
	DRAW & WRITE	<ol style="list-style-type: none"> <li>1. The <u>brick</u> is on the tray.</li> <li>2. The eggs crack on his head.</li> </ol>				





## MONDAY

	LOOK & SAY	heard	tray	slimy	joked	laughed
	SOUND OUT	bring	brain	breed	brag	
		brat	brim	brick	brail	
	★	Am I a <u>brat</u> ? I am not a <u>brat</u> . Do I <u>brag</u> ? I do not <u>brag</u> . I am not a <u>brat</u> and I do not <u>brag</u> .				
	READ	I need a <u>brick</u> . I need a <u>brick</u> on a tray. Will you <u>bring</u> me a <u>brick</u> ? Will you <u>bring</u> me a <u>brick</u> on a tray? I will <u>brag</u> . I will <u>brag</u> to my friends. My friends will see the <u>brick</u> . They will see the <u>brick</u> on the tray. My friend is a <u>brat</u> . He laughed. He laughed at my <u>brick</u> on the tray.				





## TUESDAY

	WRITE	Copy the  and  words from Monday into your exercise books.				
---	-------	--	--	--	--	--



## WEDNESDAY

	LOOK & SAY	heard	tray	slimy	joked	laughed
	SOUND OUT	bring	brain	breed	brag	
		brat	brim	brick	brail	
	★	I sit. I sit on the <u>brick</u> . Can you see me? Can you see me sit on the <u>brick</u> ? It is fun.				
	READ	I heard my friend. I heard my friend that joked. He joked and laughed. I am sad. My friend is a <u>brat</u> . He laughed and joked and he made me sad. He joked and laughed at my <u>brick</u> . He joked and laughed at my slimy <u>brick</u> . I will not <u>brag</u> . I will not <u>brag</u> to my friend. I will be sad.				





## THURSDAY

	LOOK & SAY	heard	tray	slimy	joked	laughed
 	READ	 <p>Jabu will <u>bring</u> the eggs to mom. He will <u>bring</u> the milk to mom. He heard his friends. He wants to play. He wants to play with his friends. He runs. He runs with the tray of eggs. He trips. He trips on a <u>brick</u>. His friends laughed. The slimy eggs crack. The</p> <p>slimy eggs crack on his head.</p>				


## FRIDAY

	LOOK & SAY	heard	tray	slimy	joked	laughed
	DRAW & WRITE	<p>1. The <u>brick</u> is on the tray.</p> <p>2. The eggs crack on his head.</p>				





MONDAY

	LOOK & SAY	heard	tray	slimy	joked	laughed
	SOUND OUT	bring	brain	breed	brag	
		brat	brim	brick	brail	
	★	Am I a <u>brat</u> ? I am not a <u>brat</u> . Do I <u>brag</u> ? I do not <u>brag</u> . I am not a <u>brat</u> and I do not <u>brag</u> .				
	READ	I need a <u>brick</u> . I need a <u>brick</u> on a tray. Will you <u>bring</u> me a <u>brick</u> ? Will you <u>bring</u> me a <u>brick</u> on a tray? I will <u>brag</u> . I will <u>brag</u> to my friends. My friends will see the <u>brick</u> . They will see the <u>brick</u> on the tray. My friend is a <u>brat</u> . He laughed. He laughed at my <u>brick</u> on the tray.				





TUESDAY

	WRITE	Copy the  and  words from Monday into your exercise books.				
---	-------	--	--	--	--	--



WEDNESDAY

	LOOK & SAY	heard	tray	slimy	joked	laughed
	SOUND OUT	bring	brain	breed	brag	
		brat	brim	brick	brail	
	★	I sit. I sit on the <u>brick</u> . Can you see me? Can you see me sit on the <u>brick</u> ? It is fun.				
	READ	I heard my friend. I heard my friend that joked. He joked and laughed. I am sad. My friend is a <u>brat</u> . He laughed and joked and he made me sad. He joked and laughed at my <u>brick</u> . He joked and laughed at my slimy <u>brick</u> . I will not <u>brag</u> . I will not <u>brag</u> to my friend. I will be sad.				





## THURSDAY

	LOOK & SAY	heard	tray	slimy	joked	laughed
 	READ	 <p>Jabu will <u>bring</u> the eggs to mom. He will <u>bring</u> the milk to mom. He heard his friends. He wants to play. He wants to play with his friends. He runs. He runs with the tray of eggs. He trips. He trips on a <u>brick</u>. His friends laughed. The slimy eggs crack. The</p>				
		slimy eggs crack on his head.				




## FRIDAY

	LOOK & SAY	heard	tray	slimy	joked	laughed
	DRAW & WRITE	<p>1. The <u>brick</u> is on the tray.                  2. The eggs crack on his head.</p>				





## MONDAY

	LOOK & SAY	heard	tray	slimy	joked	laughed
	SOUND OUT	bring	brain	breed	brag	
		brat	brim	brick	brail	
	★	Am I a <u>brat</u> ? I am not a <u>brat</u> . Do I <u>brag</u> ? I do not <u>brag</u> . I am not a <u>brat</u> and I do not <u>brag</u> .				
	READ	I need a <u>brick</u> . I need a <u>brick</u> on a tray. Will you <u>bring</u> me a <u>brick</u> ? Will you <u>bring</u> me a <u>brick</u> on a tray? I will <u>brag</u> . I will <u>brag</u> to my friends. My friends will see the <u>brick</u> . They will see the <u>brick</u> on the tray. My friend is a <u>brat</u> . He laughed. He laughed at my <u>brick</u> on the tray.				

## TUESDAY





	WRITE	Copy the  and  words from Monday into your exercise books.				
---	-------	--	--	--	--	--

## WEDNESDAY



	LOOK & SAY	heard	tray	slimy	joked	laughed
	SOUND OUT	bring	brain	breed	brag	
		brat	brim	brick	brail	
	★	I sit. I sit on the <u>brick</u> . Can you see me? Can you see me sit on the <u>brick</u> ? It is fun.				
	READ	I heard my friend. I heard my friend that joked. He joked and laughed. I am sad. My friend is a <u>brat</u> . He laughed and joked and he made me sad. He joked and laughed at my <u>brick</u> . He joked and laughed at my slimy <u>brick</u> . I will not <u>brag</u> . I will not <u>brag</u> to my friend. I will be sad.				







## THURSDAY

	LOOK & SAY	heard	tray	slimy	joked	laughed
 	READ	 <p>Jabu will <u>bring</u> the eggs to mom. He will <u>bring</u> the milk to mom. He heard his friends. He wants to play. He wants to play with his friends. He runs. He runs with the tray of eggs. He trips. He trips on a <u>brick</u>. His friends laughed. The slimy eggs crack. The</p>				
		slimy eggs crack on his head.				




## FRIDAY

	LOOK & SAY	heard	tray	slimy	joked	laughed
	DRAW & WRITE	<p>1. The <u>brick</u> is on the tray.                  2. The eggs crack on his head.</p>				





## MONDAY

	LOOK & SAY	heard	tray	slimy	joked	laughed
	SOUND OUT	bring	brain	breed	brag	
		brat	brim	brick	brail	
	★	Am I a <u>brat</u> ? I am not a <u>brat</u> . Do I <u>brag</u> ? I do not <u>brag</u> . I am not a <u>brat</u> and I do not <u>brag</u> .				
	READ	I need a <u>brick</u> . I need a <u>brick</u> on a tray. Will you <u>bring</u> me a <u>brick</u> ? Will you <u>bring</u> me a <u>brick</u> on a tray? I will <u>brag</u> . I will <u>brag</u> to my friends. My friends will see the <u>brick</u> . They will see the <u>brick</u> on the tray. My friend is a <u>brat</u> . He laughed. He laughed at my <u>brick</u> on the tray.				





## TUESDAY

	WRITE	Copy the  and  words from Monday into your exercise books.				
---	-------	--	--	--	--	--



## WEDNESDAY

	LOOK & SAY	heard	tray	slimy	joked	laughed
	SOUND OUT	bring	brain	breed	brag	
		brat	brim	brick	brail	
	★	I sit. I sit on the <u>brick</u> . Can you see me? Can you see me sit on the <u>brick</u> ? It is fun.				
	READ	I heard my friend. I heard my friend that joked. He joked and laughed. I am sad. My friend is a <u>brat</u> . He laughed and joked and he made me sad. He joked and laughed at my <u>brick</u> . He joked and laughed at my slimy <u>brick</u> . I will not <u>brag</u> . I will not <u>brag</u> to my friend. I will be sad.				





## THURSDAY

	LOOK & SAY	heard	tray	slimy	joked	laughed
 	READ	 <p>Jabu will <u>bring</u> the eggs to mom. He will <u>bring</u> the milk to mom. He heard his friends. He wants to play. He wants to play with his friends. He runs. He runs with the tray of eggs. He trips. He trips on a <u>brick</u>. His friends laughed. The slimy eggs crack. The</p>				
		slimy eggs crack on his head.				



## FRIDAY

	LOOK & SAY	heard	tray	slimy	joked	laughed
	DRAW & WRITE	<p>1. The <u>brick</u> is on the tray.                  2. The eggs crack on his head.</p>				





MONDAY

	LOOK & SAY	heard	tray	slimy	joked	laughed
	SOUND OUT	bring	brain	breed	brag	
		brat	brim	brick	brail	
	★	Am I a <u>brat</u> ? I am not a <u>brat</u> . Do I <u>brag</u> ? I do not <u>brag</u> . I am not a <u>brat</u> and I do not <u>brag</u> .				
	READ	I need a <u>brick</u> . I need a <u>brick</u> on a tray. Will you <u>bring</u> me a <u>brick</u> ? Will you <u>bring</u> me a <u>brick</u> on a tray? I will <u>brag</u> . I will <u>brag</u> to my friends. My friends will see the <u>brick</u> . They will see the <u>brick</u> on the tray. My friend is a <u>brat</u> . He laughed. He laughed at my <u>brick</u> on the tray.				





TUESDAY

	WRITE	Copy the  and  words from Monday into your exercise books.				
---	-------	--	--	--	--	--



WEDNESDAY

	LOOK & SAY	heard	tray	slimy	joked	laughed
	SOUND OUT	bring	brain	breed	brag	
		brat	brim	brick	brail	
	★	I sit. I sit on the <u>brick</u> . Can you see me? Can you see me sit on the <u>brick</u> ? It is fun.				
	READ	I heard my friend. I heard my friend that joked. He joked and laughed. I am sad. My friend is a <u>brat</u> . He laughed and joked and he made me sad. He joked and laughed at my <u>brick</u> . He joked and laughed at my slimy <u>brick</u> . I will not <u>brag</u> . I will not <u>brag</u> to my friend. I will be sad.				





## THURSDAY

	LOOK & SAY	heard	tray	slimy	joked	laughed
 	READ	 <p>Jabu will <u>bring</u> the eggs to mom. He will <u>bring</u> the milk to mom. He heard his friends. He wants to play. He wants to play with his friends. He runs. He runs with the tray of eggs. He trips. He trips on a <u>brick</u>. His friends laughed. The slimy eggs crack. The</p>				
		slimy eggs crack on his head.				


## FRIDAY

	LOOK & SAY	heard	tray	slimy	joked	laughed
	DRAW & WRITE	<p>1. The <u>brick</u> is on the tray.                  2. The eggs crack on his head.</p>				





MONDAY

	LOOK & SAY	heard	tray	slimy	joked	laughed
	SOUND OUT	bring	brain	breed	brag	
		brat	brim	brick	brail	
	★	Am I a <u>brat</u> ? I am not a <u>brat</u> . Do I <u>brag</u> ? I do not <u>brag</u> . I am not a <u>brat</u> and I do not <u>brag</u> .				
	READ	I need a <u>brick</u> . I need a <u>brick</u> on a tray. Will you <u>bring</u> me a <u>brick</u> ? Will you <u>bring</u> me a <u>brick</u> on a tray? I will <u>brag</u> . I will <u>brag</u> to my friends. My friends will see the <u>brick</u> . They will see the <u>brick</u> on the tray. My friend is a <u>brat</u> . He laughed. He laughed at my <u>brick</u> on the tray.				





TUESDAY

	WRITE	Copy the  and  words from Monday into your exercise books.				
---	-------	--	--	--	--	--



WEDNESDAY

	LOOK & SAY	heard	tray	slimy	joked	laughed
	SOUND OUT	bring	brain	breed	brag	
		brat	brim	brick	brail	
	★	I sit. I sit on the <u>brick</u> . Can you see me? Can you see me sit on the <u>brick</u> ? It is fun.				
	READ	I heard my friend. I heard my friend that joked. He joked and laughed. I am sad. My friend is a <u>brat</u> . He laughed and joked and he made me sad. He joked and laughed at my <u>brick</u> . He joked and laughed at my slimy <u>brick</u> . I will not <u>brag</u> . I will not <u>brag</u> to my friend. I will be sad.				





## THURSDAY

	LOOK & SAY	heard	tray	slimy	joked	laughed
 	READ					
		<p>Jabu will <u>bring</u> the eggs to mom. He will <u>bring</u> the milk to mom. He heard his friends. He wants to play. He wants to play with his friends. He runs. He runs with the tray of eggs. He trips. He trips on a <u>brick</u>. His friends laughed. The slimy eggs crack. The</p>				
		<p>slimy eggs crack on his head.</p>				




## FRIDAY

	LOOK & SAY	heard	tray	slimy	joked	laughed
	DRAW & WRITE	<p>1. The <u>brick</u> is on the tray. 2. The eggs crack on his head.</p>				





## MONDAY

	LOOK & SAY	heard	tray	slimy	joked	laughed
	SOUND OUT	bring	brain	breed	brag	
		brat	brim	brick	brail	
	★	Am I a <u>brat</u> ? I am not a <u>brat</u> . Do I <u>brag</u> ? I do not <u>brag</u> . I am not a <u>brat</u> and I do not <u>brag</u> .				
	READ	I need a <u>brick</u> . I need a <u>brick</u> on a tray. Will you <u>bring</u> me a <u>brick</u> ? Will you <u>bring</u> me a <u>brick</u> on a tray? I will <u>brag</u> . I will <u>brag</u> to my friends. My friends will see the <u>brick</u> . They will see the <u>brick</u> on the tray. My friend is a <u>brat</u> . He laughed. He laughed at my <u>brick</u> on the tray.				

## TUESDAY





	WRITE	Copy the  and  words from Monday into your exercise books.				
---	-------	--	--	--	--	--

## WEDNESDAY



	LOOK & SAY	heard	tray	slimy	joked	laughed
	SOUND OUT	bring	brain	breed	brag	
		brat	brim	brick	brail	
	★	I sit. I sit on the <u>brick</u> . Can you see me? Can you see me sit on the <u>brick</u> ? It is fun.				
	READ	I heard my friend. I heard my friend that joked. He joked and laughed. I am sad. My friend is a <u>brat</u> . He laughed and joked and he made me sad. He joked and laughed at my <u>brick</u> . He joked and laughed at my slimy <u>brick</u> . I will not <u>brag</u> . I will not <u>brag</u> to my friend. I will be sad.				







## THURSDAY

	LOOK & SAY	heard	tray	slimy	joked	laughed
 	READ	 <p>Jabu will <u>bring</u> the eggs to mom. He will <u>bring</u> the milk to mom. He heard his friends. He wants to play. He wants to play with his friends. He runs. He runs with the tray of eggs. He trips. He trips on a <u>brick</u>. His friends laughed. The slimy eggs crack. The</p>				
		slimy eggs crack on his head.				




## FRIDAY

	LOOK & SAY	heard	tray	slimy	joked	laughed
	DRAW & WRITE	<p>1. The <u>brick</u> is on the tray.                  2. The eggs crack on his head.</p>				





## MONDAY

	LOOK & SAY	heard	tray	slimy	joked	laughed
	SOUND OUT	bring	brain	breed	brag	
		brat	brim	brick	brail	
	★	Am I a <u>brat</u> ? I am not a <u>brat</u> . Do I <u>brag</u> ? I do not <u>brag</u> . I am not a <u>brat</u> and I do not <u>brag</u> .				
	READ	I need a <u>brick</u> . I need a <u>brick</u> on a tray. Will you <u>bring</u> me a <u>brick</u> ? Will you <u>bring</u> me a <u>brick</u> on a tray? I will <u>brag</u> . I will <u>brag</u> to my friends. My friends will see the <u>brick</u> . They will see the <u>brick</u> on the tray. My friend is a <u>brat</u> . He laughed. He laughed at my <u>brick</u> on the tray.				





## TUESDAY

	WRITE	Copy the  and  words from Monday into your exercise books.				
---	-------	--	--	--	--	--



## WEDNESDAY

	LOOK & SAY	heard	tray	slimy	joked	laughed
	SOUND OUT	bring	brain	breed	brag	
		brat	brim	brick	brail	
	★	I sit. I sit on the <u>brick</u> . Can you see me? Can you see me sit on the <u>brick</u> ? It is fun.				
	READ	I heard my friend. I heard my friend that joked. He joked and laughed. I am sad. My friend is a <u>brat</u> . He laughed and joked and he made me sad. He joked and laughed at my <u>brick</u> . He joked and laughed at my slimy <u>brick</u> . I will not <u>brag</u> . I will not <u>brag</u> to my friend. I will be sad.				





## THURSDAY

	LOOK & SAY	heard	tray	slimy	joked	laughed
 	READ	 <p>Jabu will <u>bring</u> the eggs to mom. He will <u>bring</u> the milk to mom. He heard his friends. He wants to play. He wants to play with his friends. He runs. He runs with the tray of eggs. He trips. He trips on a <u>brick</u>. His friends laughed. The slimy eggs crack. The</p> <p>slimy eggs crack on his head.</p>				



## FRIDAY

	LOOK & SAY	heard	tray	slimy	joked	laughed
	DRAW & WRITE	<p>1. The <u>brick</u> is on the tray.</p> <p>2. The eggs crack on his head.</p>				





MONDAY

	LOOK & SAY	heard	tray	slimy	joked	laughed
	SOUND OUT	bring	brain	breed	brag	
		brat	brim	brick	brail	
	★	Am I a <u>brat</u> ? I am not a <u>brat</u> . Do I <u>brag</u> ? I do not <u>brag</u> . I am not a <u>brat</u> and I do not <u>brag</u> .				
	READ	I need a <u>brick</u> . I need a <u>brick</u> on a tray. Will you <u>bring</u> me a <u>brick</u> ? Will you <u>bring</u> me a <u>brick</u> on a tray? I will <u>brag</u> . I will <u>brag</u> to my friends. My friends will see the <u>brick</u> . They will see the <u>brick</u> on the tray. My friend is a <u>brat</u> . He laughed. He laughed at my <u>brick</u> on the tray.				





TUESDAY

	WRITE	Copy the  and  words from Monday into your exercise books.				
---	-------	--	--	--	--	--



WEDNESDAY

	LOOK & SAY	heard	tray	slimy	joked	laughed
	SOUND OUT	bring	brain	breed	brag	
		brat	brim	brick	brail	
	★	I sit. I sit on the <u>brick</u> . Can you see me? Can you see me sit on the <u>brick</u> ? It is fun.				
	READ	I heard my friend. I heard my friend that joked. He joked and laughed. I am sad. My friend is a <u>brat</u> . He laughed and joked and he made me sad. He joked and laughed at my <u>brick</u> . He joked and laughed at my slimy <u>brick</u> . I will not <u>brag</u> . I will not <u>brag</u> to my friend. I will be sad.				





## THURSDAY

	LOOK & SAY	heard	tray	slimy	joked	laughed
 	READ					
		<p>Jabu will <u>bring</u> the eggs to mom. He will <u>bring</u> the milk to mom. He heard his friends. He wants to play. He wants to play with his friends. He runs. He runs with the tray of eggs. He trips. He trips on a <u>brick</u>. His friends laughed. The slimy eggs crack. The</p>				
		<p>slimy eggs crack on his head.</p>				




## FRIDAY

	LOOK & SAY	heard	tray	slimy	joked	laughed
	DRAW & WRITE	<p>1. The <u>brick</u> is on the tray. 2. The eggs crack on his head.</p>				





## MONDAY

	LOOK & SAY	heard	tray	slimy	joked	laughed
	SOUND OUT	bring	brain	breed	brag	
		brat	brim	brick	brail	
	★	Am I a <u>brat</u> ? I am not a <u>brat</u> . Do I <u>brag</u> ? I do not <u>brag</u> . I am not a <u>brat</u> and I do not <u>brag</u> .				
	READ	I need a <u>brick</u> . I need a <u>brick</u> on a tray. Will you <u>bring</u> me a <u>brick</u> ? Will you <u>bring</u> me a <u>brick</u> on a tray? I will <u>brag</u> . I will <u>brag</u> to my friends. My friends will see the <u>brick</u> . They will see the <u>brick</u> on the tray. My friend is a <u>brat</u> . He laughed. He laughed at my <u>brick</u> on the tray.				





## TUESDAY

	WRITE	Copy the  and  words from Monday into your exercise books.				
---	-------	--	--	--	--	--



## WEDNESDAY

	LOOK & SAY	heard	tray	slimy	joked	laughed
	SOUND OUT	bring	brain	breed	brag	
		brat	brim	brick	brail	
	★	I sit. I sit on the <u>brick</u> . Can you see me? Can you see me sit on the <u>brick</u> ? It is fun.				
	READ	I heard my friend. I heard my friend that joked. He joked and laughed. I am sad. My friend is a <u>brat</u> . He laughed and joked and he made me sad. He joked and laughed at my <u>brick</u> . He joked and laughed at my slimy <u>brick</u> . I will not <u>brag</u> . I will not <u>brag</u> to my friend. I will be sad.				





## THURSDAY

	LOOK & SAY	heard	tray	slimy	joked	laughed
 	READ	 <p>Jabu will <u>bring</u> the eggs to mom. He will <u>bring</u> the milk to mom. He heard his friends. He wants to play. He wants to play with his friends. He runs. He runs with the tray of eggs. He trips. He trips on a <u>brick</u>. His friends laughed. The slimy eggs crack. The</p>				
		slimy eggs crack on his head.				



## FRIDAY

	LOOK & SAY	heard	tray	slimy	joked	laughed
	DRAW & WRITE	<p>1. The <u>brick</u> is on the tray.                  2. The eggs crack on his head.</p>				





MONDAY

	LOOK & SAY	heard	tray	slimy	joked	laughed
	SOUND OUT	bring	brain	breed	brag	
		brat	brim	brick	brail	
	★	Am I a <u>brat</u> ? I am not a <u>brat</u> . Do I <u>brag</u> ? I do not <u>brag</u> . I am not a <u>brat</u> and I do not <u>brag</u> .				
	READ	I need a <u>brick</u> . I need a <u>brick</u> on a tray. Will you <u>bring</u> me a <u>brick</u> ? Will you <u>bring</u> me a <u>brick</u> on a tray? I will <u>brag</u> . I will <u>brag</u> to my friends. My friends will see the <u>brick</u> . They will see the <u>brick</u> on the tray. My friend is a <u>brat</u> . He laughed. He laughed at my <u>brick</u> on the tray.				

TUESDAY





	WRITE	Copy the  and  words from Monday into your exercise books.				
---	-------	--	--	--	--	--

WEDNESDAY



	LOOK & SAY	heard	tray	slimy	joked	laughed
	SOUND OUT	bring	brain	breed	brag	
		brat	brim	brick	brail	
	★	I sit. I sit on the <u>brick</u> . Can you see me? Can you see me sit on the <u>brick</u> ? It is fun.				
	READ	I heard my friend. I heard my friend that joked. He joked and laughed. I am sad. My friend is a <u>brat</u> . He laughed and joked and he made me sad. He joked and laughed at my <u>brick</u> . He joked and laughed at my slimy <u>brick</u> . I will not <u>brag</u> . I will not <u>brag</u> to my friend. I will be sad.				







## THURSDAY

	LOOK & SAY	heard	tray	slimy	joked	laughed
 	READ	 <p>Jabu will <u>bring</u> the eggs to mom. He will <u>bring</u> the milk to mom. He heard his friends. He wants to play. He wants to play with his friends. He runs. He runs with the tray of eggs. He trips. He trips on a <u>brick</u>. His friends laughed. The slimy eggs crack. The</p>				
		slimy eggs crack on his head.				


## FRIDAY

	LOOK & SAY	heard	tray	slimy	joked	laughed
	DRAW & WRITE	<p>1. The <u>brick</u> is on the tray.                  2. The eggs crack on his head.</p>				





MONDAY

	LOOK & SAY	heard	tray	slimy	joked	laughed
	SOUND OUT	bring	brain	breed	brag	
		brat	brim	brick	brail	
	★	Am I a <u>brat</u> ? I am not a <u>brat</u> . Do I <u>brag</u> ? I do not <u>brag</u> . I am not a <u>brat</u> and I do not <u>brag</u> .				
	READ	I need a <u>brick</u> . I need a <u>brick</u> on a tray. Will you <u>bring</u> me a <u>brick</u> ? Will you <u>bring</u> me a <u>brick</u> on a tray? I will <u>brag</u> . I will <u>brag</u> to my friends. My friends will see the <u>brick</u> . They will see the <u>brick</u> on the tray. My friend is a <u>brat</u> . He laughed. He laughed at my <u>brick</u> on the tray.				





TUESDAY

	WRITE	Copy the  and  words from Monday into your exercise books.				
---	-------	--	--	--	--	--



WEDNESDAY

	LOOK & SAY	heard	tray	slimy	joked	laughed
	SOUND OUT	bring	brain	breed	brag	
		brat	brim	brick	brail	
	★	I sit. I sit on the <u>brick</u> . Can you see me? Can you see me sit on the <u>brick</u> ? It is fun.				
	READ	I heard my friend. I heard my friend that joked. He joked and laughed. I am sad. My friend is a <u>brat</u> . He laughed and joked and he made me sad. He joked and laughed at my <u>brick</u> . He joked and laughed at my slimy <u>brick</u> . I will not <u>brag</u> . I will not <u>brag</u> to my friend. I will be sad.				





## THURSDAY

	LOOK & SAY	heard	tray	slimy	joked	laughed
 	READ	 <p>Jabu will <u>bring</u> the eggs to mom. He will <u>bring</u> the milk to mom. He heard his friends. He wants to play. He wants to play with his friends. He runs. He runs with the tray of eggs. He trips. He trips on a <u>brick</u>. His friends laughed. The slimy eggs crack. The</p>				
		slimy eggs crack on his head.				



## FRIDAY

	LOOK & SAY	heard	tray	slimy	joked	laughed
	DRAW & WRITE	<p>1. The <u>brick</u> is on the tray.                  2. The eggs crack on his head.</p>				





MONDAY

	LOOK & SAY	heard	tray	slimy	joked	laughed
	SOUND OUT	bring	brain	breed	brag	
		brat	brim	brick	brail	
	★	Am I a <u>brat</u> ? I am not a <u>brat</u> . Do I <u>brag</u> ? I do not <u>brag</u> . I am not a <u>brat</u> and I do not <u>brag</u> .				
	READ	I need a <u>brick</u> . I need a <u>brick</u> on a tray. Will you <u>bring</u> me a <u>brick</u> ? Will you <u>bring</u> me a <u>brick</u> on a tray? I will <u>brag</u> . I will <u>brag</u> to my friends. My friends will see the <u>brick</u> . They will see the <u>brick</u> on the tray. My friend is a <u>brat</u> . He laughed. He laughed at my <u>brick</u> on the tray.				




TUESDAY

	WRITE	Copy the  and  words from Monday into your exercise books.				
---	-------	--	--	--	--	--



WEDNESDAY

	LOOK & SAY	heard	tray	slimy	joked	laughed
	SOUND OUT	bring	brain	breed	brag	
		brat	brim	brick	brail	
	★	I sit. I sit on the <u>brick</u> . Can you see me? Can you see me sit on the <u>brick</u> ? It is fun.				
	READ	I heard my friend. I heard my friend that joked. He joked and laughed. I am sad. My friend is a <u>brat</u> . He laughed and joked and he made me sad. He joked and laughed at my <u>brick</u> . He joked and laughed at my slimy <u>brick</u> . I will not <u>brag</u> . I will not <u>brag</u> to my friend. I will be sad.				





## THURSDAY

	LOOK & SAY	heard	tray	slimy	joked	laughed
	READ					
		<p>Jabu will <u>bring</u> the eggs to mom. He will <u>bring</u> the milk to mom. He heard his friends. He wants to play. He wants to play with his friends. He runs. He runs with the tray of eggs. He trips. He trips on a <u>brick</u>. His friends laughed. The slimy eggs crack. The</p>				
		<p>slimy eggs crack on his head.</p>				


## FRIDAY

	LOOK & SAY	heard	tray	slimy	joked	laughed
	DRAW & WRITE	<ol style="list-style-type: none"> <li>1. The <u>brick</u> is on the tray.</li> <li>2. The eggs crack on his head.</li> </ol>				





MONDAY

	LOOK & SAY	heard	tray	slimy	joked	laughed
	SOUND OUT	bring	brain	breed	brag	
		brat	brim	brick	brail	
	★	Am I a <u>brat</u> ? I am not a <u>brat</u> . Do I <u>brag</u> ? I do not <u>brag</u> . I am not a <u>brat</u> and I do not <u>brag</u> .				
	READ	I need a <u>brick</u> . I need a <u>brick</u> on a tray. Will you <u>bring</u> me a <u>brick</u> ? Will you <u>bring</u> me a <u>brick</u> on a tray? I will <u>brag</u> . I will <u>brag</u> to my friends. My friends will see the <u>brick</u> . They will see the <u>brick</u> on the tray. My friend is a <u>brat</u> . He laughed. He laughed at my <u>brick</u> on the tray.				





TUESDAY

	WRITE	Copy the  and  words from Monday into your exercise books.				
---	-------	--	--	--	--	--



WEDNESDAY

	LOOK & SAY	heard	tray	slimy	joked	laughed
	SOUND OUT	bring	brain	breed	brag	
		brat	brim	brick	brail	
	★	I sit. I sit on the <u>brick</u> . Can you see me? Can you see me sit on the <u>brick</u> ? It is fun.				
	READ	I heard my friend. I heard my friend that joked. He joked and laughed. I am sad. My friend is a <u>brat</u> . He laughed and joked and he made me sad. He joked and laughed at my <u>brick</u> . He joked and laughed at my slimy <u>brick</u> . I will not <u>brag</u> . I will not <u>brag</u> to my friend. I will be sad.				





## THURSDAY

	LOOK & SAY	heard	tray	slimy	joked	laughed
 	READ	 <p>Jabu will <u>bring</u> the eggs to mom. He will <u>bring</u> the milk to mom. He heard his friends. He wants to play. He wants to play with his friends. He runs. He runs with the tray of eggs. He trips. He trips on a <u>brick</u>. His friends laughed. The slimy eggs crack. The</p>				
		slimy eggs crack on his head.				




## FRIDAY

	LOOK & SAY	heard	tray	slimy	joked	laughed
	DRAW & WRITE	<p>1. The <u>brick</u> is on the tray.                  2. The eggs crack on his head.</p>				





## MONDAY

	LOOK & SAY	parcel	farm	across	chase	short
	SOUND OUT	plain	plug	plop	plot	
		plus	plum	plan		
	★	I see a <u>plum</u> . I see a big <u>plum</u> . I can cut the <u>plum</u> . I can cut the big <u>plum</u> .				
	READ	I need a <u>plan</u> . I need a <u>plan</u> for my parcel. I need a <u>plum</u> in my parcel. I need a <u>plum</u> <u>plus</u> a <u>plug</u> in my parcel. The <u>plum</u> is big. It will not fit in my parcel. I need a <u>plan</u> to fit the big <u>plum</u> in my parcel. I need a <u>plan</u> to fit the big <u>plum</u> <u>plus</u> the <u>plug</u> in my parcel. I can cut the <u>plum</u> . If I cut the <u>plum</u> it will fit.				

## TUESDAY




	WRITE	Copy the  and  words from Monday into your exercise books.				
---	-------	--	--	--	--	--

## WEDNESDAY



	LOOK & SAY	parcel	farm	across	chase	short
	SOUND OUT	plain	plug	plop	plot	
		plus	plum	plan		
	★	I sit. I sit on the <u>plot</u> . I see a <u>plug</u> . I see a <u>plug</u> on the <u>plot</u> . The <u>plug</u> is on the <u>plot</u> .				
	READ	I run. I run across the <u>plot</u> . I will run across the big <u>plot</u> . It is not a <u>plot</u> . It is a farm. I will run across the big farm. I will run across the big farm to get a <u>plum</u> . The dog will chase me. The short dog will chase me across the farm. I will not get a <u>plum</u> .				







## THURSDAY

	LOOK & SAY	parcel	farm	across	chase	short
	READ				<p>Duma needs to bring a parcel to his Uncle. He needs to go across the farm. He needs to take the parcel across the farm. The friends want to chase a frog. The frog will go <u>plop</u> into the dam. Duma has a <u>plan</u>. They will stay to chase the frog. They will play and play. They will not get home soon.</p>	


## FRIDAY

	LOOK & SAY	parcel	farm	across	chase	short
	DRAW & WRITE	<ol style="list-style-type: none"> <li>1. I run across the <u>plot</u>.</li> <li>2. The friends chase a frog.</li> </ol>				





MONDAY

	LOOK & SAY	parcel	farm	across	chase	short
	SOUND OUT	plain	plug	plop	plot	
		plus	plum	plan		
	★	I see a <u>plum</u> . I see a big <u>plum</u> . I can cut the <u>plum</u> . I can cut the big <u>plum</u> .				
	READ	I need a <u>plan</u> . I need a <u>plan</u> for my parcel. I need a <u>plum</u> in my parcel. I need a <u>plum</u> <u>plus</u> a <u>plug</u> in my parcel. The <u>plum</u> is big. It will not fit in my parcel. I need a <u>plan</u> to fit the big <u>plum</u> in my parcel. I need a <u>plan</u> to fit the big <u>plum</u> <u>plus</u> the <u>plug</u> in my parcel. I can cut the <u>plum</u> . If I cut the <u>plum</u> it will fit.				




TUESDAY

	WRITE	Copy the  and  words from Monday into your exercise books.				
---	-------	--	--	--	--	--



WEDNESDAY

	LOOK & SAY	parcel	farm	across	chase	short
	SOUND OUT	plain	plug	plop	plot	
		plus	plum	plan		
	★	I sit. I sit on the <u>plot</u> . I see a <u>plug</u> . I see a <u>plug</u> on the <u>plot</u> . The <u>plug</u> is on the <u>plot</u> .				
	READ	I run. I run across the <u>plot</u> . I will run across the big <u>plot</u> . It is not a <u>plot</u> . It is a farm. I will run across the big farm. I will run across the big farm to get a <u>plum</u> . The dog will chase me. The short dog will chase me across the farm. I will not get a <u>plum</u> .				





## THURSDAY

	LOOK & SAY	parcel	farm	across	chase	short
	READ					<p>Duma needs to bring a parcel to his Uncle. He needs to go across the farm. He needs to take the parcel across the farm. The friends want to chase a frog. The frog will go <u>plop</u> into the dam. Duma has a <u>plan</u>. They will stay to chase the frog. They will play and play. They will not get home soon.</p>



## FRIDAY

	LOOK & SAY	parcel	farm	across	chase	short
	DRAW & WRITE	<ol style="list-style-type: none"> <li>1. I run across the <u>plot</u>.</li> <li>2. The friends chase a frog.</li> </ol>				





MONDAY

	LOOK & SAY	parcel	farm	across	chase	short
	SOUND OUT	plain	plug	plop	plot	
		plus	plum	plan		
	★	I see a <u>plum</u> . I see a big <u>plum</u> . I can cut the <u>plum</u> . I can cut the big <u>plum</u> .				
	READ	I need a <u>plan</u> . I need a <u>plan</u> for my parcel. I need a <u>plum</u> in my parcel. I need a <u>plum</u> <u>plus</u> a <u>plug</u> in my parcel. The <u>plum</u> is big. It will not fit in my parcel. I need a <u>plan</u> to fit the big <u>plum</u> in my parcel. I need a <u>plan</u> to fit the big <u>plum</u> <u>plus</u> the <u>plug</u> in my parcel. I can cut the <u>plum</u> . If I cut the <u>plum</u> it will fit.				




TUESDAY

	WRITE	Copy the  and  words from Monday into your exercise books.				
---	-------	--	--	--	--	--



WEDNESDAY

	LOOK & SAY	parcel	farm	across	chase	short
	SOUND OUT	plain	plug	plop	plot	
		plus	plum	plan		
	★	I sit. I sit on the <u>plot</u> . I see a <u>plug</u> . I see a <u>plug</u> on the <u>plot</u> . The <u>plug</u> is on the <u>plot</u> .				
	READ	I run. I run across the <u>plot</u> . I will run across the big <u>plot</u> . It is not a <u>plot</u> . It is a farm. I will run across the big farm. I will run across the big farm to get a <u>plum</u> . The dog will chase me. The short dog will chase me across the farm. I will not get a <u>plum</u> .				






## THURSDAY

	LOOK & SAY	parcel	farm	across	chase	short
	READ				<p>Duma needs to bring a parcel to his Uncle. He needs to go across the farm. He needs to take the parcel across the farm. The friends want to chase a frog. The frog will go <u>plop</u> into the dam. Duma has a <u>plan</u>. They will stay to chase the frog. They will play and play. They will not get home soon.</p>	




## FRIDAY

	LOOK & SAY	parcel	farm	across	chase	short
	DRAW & WRITE	<ol style="list-style-type: none"> <li>1. I run across the <u>plot</u>.</li> <li>2. The friends chase a frog.</li> </ol>				






MONDAY

	LOOK & SAY	parcel	farm	across	chase	short
	SOUND OUT	plain	plug	plop	plot	
		plus	plum	plan		
	★	I see a <u>plum</u> . I see a big <u>plum</u> . I can cut the <u>plum</u> . I can cut the big <u>plum</u> .				
 	READ	I need a <u>plan</u> . I need a <u>plan</u> for my parcel. I need a <u>plum</u> in my parcel. I need a <u>plum</u> <u>plus</u> a <u>plug</u> in my parcel. The <u>plum</u> is big. It will not fit in my parcel. I need a <u>plan</u> to fit the big <u>plum</u> in my parcel. I need a <u>plan</u> to fit the big <u>plum</u> <u>plus</u> the <u>plug</u> in my parcel. I can cut the <u>plum</u> . If I cut the <u>plum</u> it will fit.				

TUESDAY




	WRITE	Copy the  and  words from Monday into your exercise books.				
---	-------	--	--	--	--	--

WEDNESDAY



	LOOK & SAY	parcel	farm	across	chase	short
	SOUND OUT	plain	plug	plop	plot	
		plus	plum	plan		
	★	I sit. I sit on the <u>plot</u> . I see a <u>plug</u> . I see a <u>plug</u> on the <u>plot</u> . The <u>plug</u> is on the <u>plot</u> .				
 	READ	I run. I run across the <u>plot</u> . I will run across the big <u>plot</u> . It is not a <u>plot</u> . It is a farm. I will run across the big farm. I will run across the big farm to get a <u>plum</u> . The dog will chase me. The short dog will chase me across the farm. I will not get a <u>plum</u> .				







## THURSDAY

	LOOK & SAY	parcel	farm	across	chase	short
	READ				<p>Duma needs to bring a parcel to his Uncle. He needs to go across the farm. He needs to take the parcel across the farm. The friends want to chase a frog. The frog will go <u>plop</u> into the dam. Duma has a <u>plan</u>. They will stay to chase the frog. They will play and play. They will not get home soon.</p>	




## FRIDAY

	LOOK & SAY	parcel	farm	across	chase	short
	DRAW & WRITE	<ol style="list-style-type: none"> <li>1. I run across the <u>plot</u>.</li> <li>2. The friends chase a frog.</li> </ol>				





MONDAY

	LOOK & SAY	parcel	farm	across	chase	short
	SOUND OUT	plain	plug	plop	plot	
		plus	plum	plan		
	★	I see a <u>plum</u> . I see a big <u>plum</u> . I can cut the <u>plum</u> . I can cut the big <u>plum</u> .				
	READ	I need a <u>plan</u> . I need a <u>plan</u> for my parcel. I need a <u>plum</u> in my parcel. I need a <u>plum</u> <u>plus</u> a <u>plug</u> in my parcel. The <u>plum</u> is big. It will not fit in my parcel. I need a <u>plan</u> to fit the big <u>plum</u> in my parcel. I need a <u>plan</u> to fit the big <u>plum</u> <u>plus</u> the <u>plug</u> in my parcel. I can cut the <u>plum</u> . If I cut the <u>plum</u> it will fit.				

TUESDAY




	WRITE	Copy the  and  words from Monday into your exercise books.				
---	-------	--	--	--	--	--

WEDNESDAY



	LOOK & SAY	parcel	farm	across	chase	short
	SOUND OUT	plain	plug	plop	plot	
		plus	plum	plan		
	★	I sit. I sit on the <u>plot</u> . I see a <u>plug</u> . I see a <u>plug</u> on the <u>plot</u> . The <u>plug</u> is on the <u>plot</u> .				
	READ	I run. I run across the <u>plot</u> . I will run across the big <u>plot</u> . It is not a <u>plot</u> . It is a farm. I will run across the big farm. I will run across the big farm to get a <u>plum</u> . The dog will chase me. The short dog will chase me across the farm. I will not get a <u>plum</u> .				








## THURSDAY

	LOOK & SAY	parcel	farm	across	chase	short
	READ					<p>Duma needs to bring a parcel to his Uncle. He needs to go across the farm. He needs to take the parcel across the farm. The friends want to chase a frog. The frog will go <u>plop</u> into the dam. Duma has a <u>plan</u>. They will stay to chase the frog. They will play and play. They will not get home soon.</p>




## FRIDAY

	LOOK & SAY	parcel	farm	across	chase	short
	DRAW & WRITE	<ol style="list-style-type: none"> <li>1. I run across the <u>plot</u>.</li> <li>2. The friends chase a frog.</li> </ol>				






MONDAY

	LOOK & SAY	parcel	farm	across	chase	short
	SOUND OUT	plain	plug	plop	plot	
		plus	plum	plan		
	★	I see a <u>plum</u> . I see a big <u>plum</u> . I can cut the <u>plum</u> . I can cut the big <u>plum</u> .				
 	READ	I need a <u>plan</u> . I need a <u>plan</u> for my parcel. I need a <u>plum</u> in my parcel. I need a <u>plum</u> <u>plus</u> a <u>plug</u> in my parcel. The <u>plum</u> is big. It will not fit in my parcel. I need a <u>plan</u> to fit the big <u>plum</u> in my parcel. I need a <u>plan</u> to fit the big <u>plum</u> <u>plus</u> the <u>plug</u> in my parcel. I can cut the <u>plum</u> . If I cut the <u>plum</u> it will fit.				




TUESDAY

	WRITE	Copy the  and  words from Monday into your exercise books.				
---	-------	--	--	--	--	--



WEDNESDAY

	LOOK & SAY	parcel	farm	across	chase	short
	SOUND OUT	plain	plug	plop	plot	
		plus	plum	plan		
	★	I sit. I sit on the <u>plot</u> . I see a <u>plug</u> . I see a <u>plug</u> on the <u>plot</u> . The <u>plug</u> is on the <u>plot</u> .				
 	READ	I run. I run across the <u>plot</u> . I will run across the big <u>plot</u> . It is not a <u>plot</u> . It is a farm. I will run across the big farm. I will run across the big farm to get a <u>plum</u> . The dog will chase me. The short dog will chase me across the farm. I will not get a <u>plum</u> .				






## THURSDAY

	LOOK & SAY	parcel	farm	across	chase	short
	READ					<p>Duma needs to bring a parcel to his Uncle. He needs to go across the farm. He needs to take the parcel across the farm. The friends want to chase a frog. The frog will go <u>plop</u> into the dam. Duma has a <u>plan</u>. They will stay to chase the frog. They will play and play. They will not get home soon.</p>




## FRIDAY

	LOOK & SAY	parcel	farm	across	chase	short
	DRAW & WRITE	<ol style="list-style-type: none"> <li>1. I run across the <u>plot</u>.</li> <li>2. The friends chase a frog.</li> </ol>				






## MONDAY

	LOOK & SAY	parcel	farm	across	chase	short
	SOUND OUT	plain	plug	plop	plot	
		plus	plum	plan		
	★	I see a <u>plum</u> . I see a big <u>plum</u> . I can cut the <u>plum</u> . I can cut the big <u>plum</u> .				
 	READ	I need a <u>plan</u> . I need a <u>plan</u> for my parcel. I need a <u>plum</u> in my parcel. I need a <u>plum</u> <u>plus</u> a <u>plug</u> in my parcel. The <u>plum</u> is big. It will not fit in my parcel. I need a <u>plan</u> to fit the big <u>plum</u> in my parcel. I need a <u>plan</u> to fit the big <u>plum</u> <u>plus</u> the <u>plug</u> in my parcel. I can cut the <u>plum</u> . If I cut the <u>plum</u> it will fit.				




## TUESDAY

	WRITE	Copy the  and  words from Monday into your exercise books.				
---	-------	--	--	--	--	--



## WEDNESDAY

	LOOK & SAY	parcel	farm	across	chase	short
	SOUND OUT	plain	plug	plop	plot	
		plus	plum	plan		
	★	I sit. I sit on the <u>plot</u> . I see a <u>plug</u> . I see a <u>plug</u> on the <u>plot</u> . The <u>plug</u> is on the <u>plot</u> .				
 	READ	I run. I run across the <u>plot</u> . I will run across the big <u>plot</u> . It is not a <u>plot</u> . It is a farm. I will run across the big farm. I will run across the big farm to get a <u>plum</u> . The dog will chase me. The short dog will chase me across the farm. I will not get a <u>plum</u> .				





## THURSDAY

	LOOK & SAY	parcel	farm	across	chase	short
	READ					<p>Duma needs to bring a parcel to his Uncle. He needs to go across the farm. He needs to take the parcel across the farm. The friends want to chase a frog. The frog will go <u>plop</u> into the dam. Duma has a <u>plan</u>. They will stay to chase the frog. They will play and play. They will not get home soon.</p>




## FRIDAY

	LOOK & SAY	parcel	farm	across	chase	short
	DRAW & WRITE	<ol style="list-style-type: none"> <li>1. I run across the <u>plot</u>.</li> <li>2. The friends chase a frog.</li> </ol>				





MONDAY

	LOOK & SAY	parcel	farm	across	chase	short
	SOUND OUT	plain	plug	plop	plot	
		plus	plum	plan		
	★	I see a <u>plum</u> . I see a big <u>plum</u> . I can cut the <u>plum</u> . I can cut the big <u>plum</u> .				
	READ	I need a <u>plan</u> . I need a <u>plan</u> for my parcel. I need a <u>plum</u> in my parcel. I need a <u>plum</u> <u>plus</u> a <u>plug</u> in my parcel. The <u>plum</u> is big. It will not fit in my parcel. I need a <u>plan</u> to fit the big <u>plum</u> in my parcel. I need a <u>plan</u> to fit the big <u>plum</u> <u>plus</u> the <u>plug</u> in my parcel. I can cut the <u>plum</u> . If I cut the <u>plum</u> it will fit.				

TUESDAY




	WRITE	Copy the  and  words from Monday into your exercise books.				
---	-------	--	--	--	--	--

WEDNESDAY



	LOOK & SAY	parcel	farm	across	chase	short
	SOUND OUT	plain	plug	plop	plot	
		plus	plum	plan		
	★	I sit. I sit on the <u>plot</u> . I see a <u>plug</u> . I see a <u>plug</u> on the <u>plot</u> . The <u>plug</u> is on the <u>plot</u> .				
	READ	I run. I run across the <u>plot</u> . I will run across the big <u>plot</u> . It is not a <u>plot</u> . It is a farm. I will run across the big farm. I will run across the big farm to get a <u>plum</u> . The dog will chase me. The short dog will chase me across the farm. I will not get a <u>plum</u> .				








## THURSDAY

	LOOK & SAY	parcel	farm	across	chase	short
	READ				<p>Duma needs to bring a parcel to his Uncle. He needs to go across the farm. He needs to take the parcel across the farm. The friends want to chase a frog. The frog will go <u>plop</u> into the dam. Duma has a <u>plan</u>. They will stay to chase the frog. They will play and play. They will not get home soon.</p>	




## FRIDAY

	LOOK & SAY	parcel	farm	across	chase	short
	DRAW & WRITE	<ol style="list-style-type: none"> <li>1. I run across the <u>plot</u>.</li> <li>2. The friends chase a frog.</li> </ol>				






## MONDAY

	LOOK & SAY	parcel	farm	across	chase	short
	SOUND OUT	plain	plug	plop	plot	
		plus	plum	plan		
	★	I see a <u>plum</u> . I see a big <u>plum</u> . I can cut the <u>plum</u> . I can cut the big <u>plum</u> .				
 	READ	I need a <u>plan</u> . I need a <u>plan</u> for my parcel. I need a <u>plum</u> in my parcel. I need a <u>plum</u> <u>plus</u> a <u>plug</u> in my parcel. The <u>plum</u> is big. It will not fit in my parcel. I need a <u>plan</u> to fit the big <u>plum</u> in my parcel. I need a <u>plan</u> to fit the big <u>plum</u> <u>plus</u> the <u>plug</u> in my parcel. I can cut the <u>plum</u> . If I cut the <u>plum</u> it will fit.				

## TUESDAY




	WRITE	Copy the  and  words from Monday into your exercise books.				
---	-------	--	--	--	--	--

## WEDNESDAY



	LOOK & SAY	parcel	farm	across	chase	short
	SOUND OUT	plain	plug	plop	plot	
		plus	plum	plan		
	★	I sit. I sit on the <u>plot</u> . I see a <u>plug</u> . I see a <u>plug</u> on the <u>plot</u> . The <u>plug</u> is on the <u>plot</u> .				
 	READ	I run. I run across the <u>plot</u> . I will run across the big <u>plot</u> . It is not a <u>plot</u> . It is a farm. I will run across the big farm. I will run across the big farm to get a <u>plum</u> . The dog will chase me. The short dog will chase me across the farm. I will not get a <u>plum</u> .				








## THURSDAY

	LOOK & SAY	parcel	farm	across	chase	short
	READ					<p>Duma needs to bring a parcel to his Uncle. He needs to go across the farm. He needs to take the parcel across the farm. The friends want to chase a frog. The frog will go <u>plop</u> into the dam. Duma has a <u>plan</u>. They will stay to chase the frog. They will play and play. They will not get home soon.</p>




## FRIDAY

	LOOK & SAY	parcel	farm	across	chase	short
	DRAW & WRITE	<ol style="list-style-type: none"> <li>1. I run across the <u>plot</u>.</li> <li>2. The friends chase a frog.</li> </ol>				






## MONDAY

	LOOK & SAY	parcel	farm	across	chase	short
	SOUND OUT	plain	plug	plop	plot	
		plus	plum	plan		
	★	I see a <u>plum</u> . I see a big <u>plum</u> . I can cut the <u>plum</u> . I can cut the big <u>plum</u> .				
 	READ	I need a <u>plan</u> . I need a <u>plan</u> for my parcel. I need a <u>plum</u> in my parcel. I need a <u>plum</u> <u>plus</u> a <u>plug</u> in my parcel. The <u>plum</u> is big. It will not fit in my parcel. I need a <u>plan</u> to fit the big <u>plum</u> in my parcel. I need a <u>plan</u> to fit the big <u>plum</u> <u>plus</u> the <u>plug</u> in my parcel. I can cut the <u>plum</u> . If I cut the <u>plum</u> it will fit.				




## TUESDAY

	WRITE	Copy the  and  words from Monday into your exercise books.				
---	-------	--	--	--	--	--



## WEDNESDAY

	LOOK & SAY	parcel	farm	across	chase	short
	SOUND OUT	plain	plug	plop	plot	
		plus	plum	plan		
	★	I sit. I sit on the <u>plot</u> . I see a <u>plug</u> . I see a <u>plug</u> on the <u>plot</u> . The <u>plug</u> is on the <u>plot</u> .				
 	READ	I run. I run across the <u>plot</u> . I will run across the big <u>plot</u> . It is not a <u>plot</u> . It is a farm. I will run across the big farm. I will run across the big farm to get a <u>plum</u> . The dog will chase me. The short dog will chase me across the farm. I will not get a <u>plum</u> .				





## THURSDAY

	LOOK & SAY	parcel	farm	across	chase	short
	READ					<p>Duma needs to bring a parcel to his Uncle. He needs to go across the farm. He needs to take the parcel across the farm. The friends want to chase a frog. The frog will go <u>plop</u> into the dam. Duma has a <u>plan</u>. They will stay to chase the frog. They will play and play. They will not get home soon.</p>




## FRIDAY

	LOOK & SAY	parcel	farm	across	chase	short
	DRAW & WRITE	<ol style="list-style-type: none"> <li>1. I run across the <u>plot</u>.</li> <li>2. The friends chase a frog.</li> </ol>				





MONDAY

	LOOK & SAY	parcel	farm	across	chase	short
	SOUND OUT	plain	plug	plop	plot	
		plus	plum	plan		
	★	I see a <u>plum</u> . I see a big <u>plum</u> . I can cut the <u>plum</u> . I can cut the big <u>plum</u> .				
	READ	I need a <u>plan</u> . I need a <u>plan</u> for my parcel. I need a <u>plum</u> in my parcel. I need a <u>plum</u> <u>plus</u> a <u>plug</u> in my parcel. The <u>plum</u> is big. It will not fit in my parcel. I need a <u>plan</u> to fit the big <u>plum</u> in my parcel. I need a <u>plan</u> to fit the big <u>plum</u> <u>plus</u> the <u>plug</u> in my parcel. I can cut the <u>plum</u> . If I cut the <u>plum</u> it will fit.				




TUESDAY

	WRITE	Copy the  and  words from Monday into your exercise books.				
---	-------	--	--	--	--	--



WEDNESDAY

	LOOK & SAY	parcel	farm	across	chase	short
	SOUND OUT	plain	plug	plop	plot	
		plus	plum	plan		
	★	I sit. I sit on the <u>plot</u> . I see a <u>plug</u> . I see a <u>plug</u> on the <u>plot</u> . The <u>plug</u> is on the <u>plot</u> .				
	READ	I run. I run across the <u>plot</u> . I will run across the big <u>plot</u> . It is not a <u>plot</u> . It is a farm. I will run across the big farm. I will run across the big farm to get a <u>plum</u> . The dog will chase me. The short dog will chase me across the farm. I will not get a <u>plum</u> .				





## THURSDAY

	LOOK & SAY	parcel	farm	across	chase	short
	READ				<p>Duma needs to bring a parcel to his Uncle. He needs to go across the farm. He needs to take the parcel across the farm. The friends want to chase a frog. The frog will go <u>plop</u> into the dam. Duma has a <u>plan</u>. They will stay to chase the frog. They will play and play. They will not get home soon.</p>	




## FRIDAY

	LOOK & SAY	parcel	farm	across	chase	short
	DRAW & WRITE	<ol style="list-style-type: none"> <li>1. I run across the <u>plot</u>.</li> <li>2. The friends chase a frog.</li> </ol>				





## MONDAY

	LOOK & SAY	parcel	farm	across	chase	short
	SOUND OUT	plain	plug	plop	plot	
		plus	plum	plan		
	★	I see a <u>plum</u> . I see a big <u>plum</u> . I can cut the <u>plum</u> . I can cut the big <u>plum</u> .				
	READ	I need a <u>plan</u> . I need a <u>plan</u> for my parcel. I need a <u>plum</u> in my parcel. I need a <u>plum</u> <u>plus</u> a <u>plug</u> in my parcel. The <u>plum</u> is big. It will not fit in my parcel. I need a <u>plan</u> to fit the big <u>plum</u> in my parcel. I need a <u>plan</u> to fit the big <u>plum</u> <u>plus</u> the <u>plug</u> in my parcel. I can cut the <u>plum</u> . If I cut the <u>plum</u> it will fit.				

## TUESDAY




	WRITE	Copy the  and  words from Monday into your exercise books.				
---	-------	--	--	--	--	--

## WEDNESDAY



	LOOK & SAY	parcel	farm	across	chase	short
	SOUND OUT	plain	plug	plop	plot	
		plus	plum	plan		
	★	I sit. I sit on the <u>plot</u> . I see a <u>plug</u> . I see a <u>plug</u> on the <u>plot</u> . The <u>plug</u> is on the <u>plot</u> .				
	READ	I run. I run across the <u>plot</u> . I will run across the big <u>plot</u> . It is not a <u>plot</u> . It is a farm. I will run across the big farm. I will run across the big farm to get a <u>plum</u> . The dog will chase me. The short dog will chase me across the farm. I will not get a <u>plum</u> .				







## THURSDAY

	LOOK & SAY	parcel	farm	across	chase	short
	READ				<p>Duma needs to bring a parcel to his Uncle. He needs to go across the farm. He needs to take the parcel across the farm. The friends want to chase a frog. The frog will go <u>plop</u> into the dam. Duma has a <u>plan</u>. They will stay to chase the frog. They will play and play. They will not get home soon.</p>	




## FRIDAY

	LOOK & SAY	parcel	farm	across	chase	short
	DRAW & WRITE	<ol style="list-style-type: none"> <li>1. I run across the <u>plot</u>.</li> <li>2. The friends chase a frog.</li> </ol>				





MONDAY

	LOOK & SAY	parcel	farm	across	chase	short
	SOUND OUT	plain	plug	plop	plot	
		plus	plum	plan		
	★	I see a <u>plum</u> . I see a big <u>plum</u> . I can cut the <u>plum</u> . I can cut the big <u>plum</u> .				
	READ	I need a <u>plan</u> . I need a <u>plan</u> for my parcel. I need a <u>plum</u> in my parcel. I need a <u>plum</u> <u>plus</u> a <u>plug</u> in my parcel. The <u>plum</u> is big. It will not fit in my parcel. I need a <u>plan</u> to fit the big <u>plum</u> in my parcel. I need a <u>plan</u> to fit the big <u>plum</u> <u>plus</u> the <u>plug</u> in my parcel. I can cut the <u>plum</u> . If I cut the <u>plum</u> it will fit.				

TUESDAY




	WRITE	Copy the  and  words from Monday into your exercise books.				
---	-------	--	--	--	--	--

WEDNESDAY



	LOOK & SAY	parcel	farm	across	chase	short
	SOUND OUT	plain	plug	plop	plot	
		plus	plum	plan		
	★	I sit. I sit on the <u>plot</u> . I see a <u>plug</u> . I see a <u>plug</u> on the <u>plot</u> . The <u>plug</u> is on the <u>plot</u> .				
	READ	I run. I run across the <u>plot</u> . I will run across the big <u>plot</u> . It is not a <u>plot</u> . It is a farm. I will run across the big farm. I will run across the big farm to get a <u>plum</u> . The dog will chase me. The short dog will chase me across the farm. I will not get a <u>plum</u> .				







## THURSDAY

	LOOK & SAY	parcel	farm	across	chase	short
	READ					<p>Duma needs to bring a parcel to his Uncle. He needs to go across the farm. He needs to take the parcel across the farm. The friends want to chase a frog. The frog will go <u>plop</u> into the dam. Duma has a <u>plan</u>. They will stay to chase the frog. They will play and play. They will not get home soon.</p>




## FRIDAY

	LOOK & SAY	parcel	farm	across	chase	short
	DRAW & WRITE	<ol style="list-style-type: none"> <li>1. I run across the <u>plot</u>.</li> <li>2. The friends chase a frog.</li> </ol>				





MONDAY

	LOOK & SAY	parcel	farm	across	chase	short
	SOUND OUT	plain	plug	plop	plot	
		plus	plum	plan		
	★	I see a <u>plum</u> . I see a big <u>plum</u> . I can cut the <u>plum</u> . I can cut the big <u>plum</u> .				
	READ	I need a <u>plan</u> . I need a <u>plan</u> for my parcel. I need a <u>plum</u> in my parcel. I need a <u>plum</u> <u>plus</u> a <u>plug</u> in my parcel. The <u>plum</u> is big. It will not fit in my parcel. I need a <u>plan</u> to fit the big <u>plum</u> in my parcel. I need a <u>plan</u> to fit the big <u>plum</u> <u>plus</u> the <u>plug</u> in my parcel. I can cut the <u>plum</u> . If I cut the <u>plum</u> it will fit.				




TUESDAY

	WRITE	Copy the  and  words from Monday into your exercise books.				
---	-------	--	--	--	--	--



WEDNESDAY

	LOOK & SAY	parcel	farm	across	chase	short
	SOUND OUT	plain	plug	plop	plot	
		plus	plum	plan		
	★	I sit. I sit on the <u>plot</u> . I see a <u>plug</u> . I see a <u>plug</u> on the <u>plot</u> . The <u>plug</u> is on the <u>plot</u> .				
	READ	I run. I run across the <u>plot</u> . I will run across the big <u>plot</u> . It is not a <u>plot</u> . It is a farm. I will run across the big farm. I will run across the big farm to get a <u>plum</u> . The dog will chase me. The short dog will chase me across the farm. I will not get a <u>plum</u> .				






## THURSDAY

	LOOK & SAY	parcel	farm	across	chase	short
	READ					<p>Duma needs to bring a parcel to his Uncle. He needs to go across the farm. He needs to take the parcel across the farm. The friends want to chase a frog. The frog will go <u>plop</u> into the dam. Duma has a <u>plan</u>. They will stay to chase the frog. They will play and play. They will not get home soon.</p>




## FRIDAY

	LOOK & SAY	parcel	farm	across	chase	short
	DRAW & WRITE	<ol style="list-style-type: none"> <li>1. I run across the <u>plot</u>.</li> <li>2. The friends chase a frog.</li> </ol>				






MONDAY

	LOOK & SAY	parcel	farm	across	chase	short
	SOUND OUT	plain	plug	plop	plot	
		plus	plum	plan		
	★	I see a <u>plum</u> . I see a big <u>plum</u> . I can cut the <u>plum</u> . I can cut the big <u>plum</u> .				
 	READ	I need a <u>plan</u> . I need a <u>plan</u> for my parcel. I need a <u>plum</u> in my parcel. I need a <u>plum</u> <u>plus</u> a <u>plug</u> in my parcel. The <u>plum</u> is big. It will not fit in my parcel. I need a <u>plan</u> to fit the big <u>plum</u> in my parcel. I need a <u>plan</u> to fit the big <u>plum</u> <u>plus</u> the <u>plug</u> in my parcel. I can cut the <u>plum</u> . If I cut the <u>plum</u> it will fit.				




TUESDAY

	WRITE	Copy the  and  words from Monday into your exercise books.				
---	-------	--	--	--	--	--



WEDNESDAY

	LOOK & SAY	parcel	farm	across	chase	short
	SOUND OUT	plain	plug	plop	plot	
		plus	plum	plan		
	★	I sit. I sit on the <u>plot</u> . I see a <u>plug</u> . I see a <u>plug</u> on the <u>plot</u> . The <u>plug</u> is on the <u>plot</u> .				
 	READ	I run. I run across the <u>plot</u> . I will run across the big <u>plot</u> . It is not a <u>plot</u> . It is a farm. I will run across the big farm. I will run across the big farm to get a <u>plum</u> . The dog will chase me. The short dog will chase me across the farm. I will not get a <u>plum</u> .				





## THURSDAY

	LOOK & SAY	parcel	farm	across	chase	short
	READ					<p>Duma needs to bring a parcel to his Uncle. He needs to go across the farm. He needs to take the parcel across the farm. The friends want to chase a frog. The frog will go <u>plop</u> into the dam. Duma has a <u>plan</u>. They will stay to chase the frog. They will play and play. They will not get home soon.</p>




## FRIDAY

	LOOK & SAY	parcel	farm	across	chase	short
	DRAW & WRITE	<ol style="list-style-type: none"> <li>1. I run across the <u>plot</u>.</li> <li>2. The friends chase a frog.</li> </ol>				





MONDAY

	LOOK & SAY	parcel	farm	across	chase	short
	SOUND OUT	plain	plug	plop	plot	
		plus	plum	plan		
	★	I see a <u>plum</u> . I see a big <u>plum</u> . I can cut the <u>plum</u> . I can cut the big <u>plum</u> .				
	READ	I need a <u>plan</u> . I need a <u>plan</u> for my parcel. I need a <u>plum</u> in my parcel. I need a <u>plum</u> <u>plus</u> a <u>plug</u> in my parcel. The <u>plum</u> is big. It will not fit in my parcel. I need a <u>plan</u> to fit the big <u>plum</u> in my parcel. I need a <u>plan</u> to fit the big <u>plum</u> <u>plus</u> the <u>plug</u> in my parcel. I can cut the <u>plum</u> . If I cut the <u>plum</u> it will fit.				

TUESDAY




	WRITE	Copy the  and  words from Monday into your exercise books.				
---	-------	--	--	--	--	--

WEDNESDAY



	LOOK & SAY	parcel	farm	across	chase	short
	SOUND OUT	plain	plug	plop	plot	
		plus	plum	plan		
	★	I sit. I sit on the <u>plot</u> . I see a <u>plug</u> . I see a <u>plug</u> on the <u>plot</u> . The <u>plug</u> is on the <u>plot</u> .				
	READ	I run. I run across the <u>plot</u> . I will run across the big <u>plot</u> . It is not a <u>plot</u> . It is a farm. I will run across the big farm. I will run across the big farm to get a <u>plum</u> . The dog will chase me. The short dog will chase me across the farm. I will not get a <u>plum</u> .				







## THURSDAY

	LOOK & SAY	parcel	farm	across	chase	short
	READ				<p>Duma needs to bring a parcel to his Uncle. He needs to go across the farm. He needs to take the parcel across the farm. The friends want to chase a frog. The frog will go <u>plop</u> into the dam. Duma has a <u>plan</u>. They will stay to chase the frog. They will play and play. They will not get home soon.</p>	




## FRIDAY

	LOOK & SAY	parcel	farm	across	chase	short
	DRAW & WRITE	<ol style="list-style-type: none"> <li>1. I run across the <u>plot</u>.</li> <li>2. The friends chase a frog.</li> </ol>				





MONDAY

	LOOK & SAY	parcel	farm	across	chase	short
	SOUND OUT	plain	plug	plop	plot	
		plus	plum	plan		
	★	I see a <u>plum</u> . I see a big <u>plum</u> . I can cut the <u>plum</u> . I can cut the big <u>plum</u> .				
	READ	I need a <u>plan</u> . I need a <u>plan</u> for my parcel. I need a <u>plum</u> in my parcel. I need a <u>plum</u> <u>plus</u> a <u>plug</u> in my parcel. The <u>plum</u> is big. It will not fit in my parcel. I need a <u>plan</u> to fit the big <u>plum</u> in my parcel. I need a <u>plan</u> to fit the big <u>plum</u> <u>plus</u> the <u>plug</u> in my parcel. I can cut the <u>plum</u> . If I cut the <u>plum</u> it will fit.				

TUESDAY




	WRITE	Copy the  and  words from Monday into your exercise books.				
---	-------	--	--	--	--	--

WEDNESDAY



	LOOK & SAY	parcel	farm	across	chase	short
	SOUND OUT	plain	plug	plop	plot	
		plus	plum	plan		
	★	I sit. I sit on the <u>plot</u> . I see a <u>plug</u> . I see a <u>plug</u> on the <u>plot</u> . The <u>plug</u> is on the <u>plot</u> .				
	READ	I run. I run across the <u>plot</u> . I will run across the big <u>plot</u> . It is not a <u>plot</u> . It is a farm. I will run across the big farm. I will run across the big farm to get a <u>plum</u> . The dog will chase me. The short dog will chase me across the farm. I will not get a <u>plum</u> .				








## THURSDAY

	LOOK & SAY	parcel	farm	across	chase	short
	READ					<p>Duma needs to bring a parcel to his Uncle. He needs to go across the farm. He needs to take the parcel across the farm. The friends want to chase a frog. The frog will go <u>plop</u> into the dam. Duma has a <u>plan</u>. They will stay to chase the frog. They will play and play. They will not get home soon.</p>




## FRIDAY

	LOOK & SAY	parcel	farm	across	chase	short
	DRAW & WRITE	<ol style="list-style-type: none"> <li>1. I run across the <u>plot</u>.</li> <li>2. The friends chase a frog.</li> </ol>				






MONDAY

	LOOK & SAY	parcel	farm	across	chase	short
	SOUND OUT	plain	plug	plop	plot	
		plus	plum	plan		
	★	I see a <u>plum</u> . I see a big <u>plum</u> . I can cut the <u>plum</u> . I can cut the big <u>plum</u> .				
 	READ	I need a <u>plan</u> . I need a <u>plan</u> for my parcel. I need a <u>plum</u> in my parcel. I need a <u>plum</u> <u>plus</u> a <u>plug</u> in my parcel. The <u>plum</u> is big. It will not fit in my parcel. I need a <u>plan</u> to fit the big <u>plum</u> in my parcel. I need a <u>plan</u> to fit the big <u>plum</u> <u>plus</u> the <u>plug</u> in my parcel. I can cut the <u>plum</u> . If I cut the <u>plum</u> it will fit.				




TUESDAY

	WRITE	Copy the  and  words from Monday into your exercise books.				
---	-------	--	--	--	--	--



WEDNESDAY

	LOOK & SAY	parcel	farm	across	chase	short
	SOUND OUT	plain	plug	plop	plot	
		plus	plum	plan		
	★	I sit. I sit on the <u>plot</u> . I see a <u>plug</u> . I see a <u>plug</u> on the <u>plot</u> . The <u>plug</u> is on the <u>plot</u> .				
 	READ	I run. I run across the <u>plot</u> . I will run across the big <u>plot</u> . It is not a <u>plot</u> . It is a farm. I will run across the big farm. I will run across the big farm to get a <u>plum</u> . The dog will chase me. The short dog will chase me across the farm. I will not get a <u>plum</u> .				





## THURSDAY

	LOOK & SAY	parcel	farm	across	chase	short
	READ				<p>Duma needs to bring a parcel to his Uncle. He needs to go across the farm. He needs to take the parcel across the farm. The friends want to chase a frog. The frog will go <u>plop</u> into the dam. Duma has a <u>plan</u>. They will stay to chase the frog. They will play and play. They will not get home soon.</p>	




## FRIDAY

	LOOK & SAY	parcel	farm	across	chase	short
	DRAW & WRITE	<ol style="list-style-type: none"> <li>1. I run across the <u>plot</u>.</li> <li>2. The friends chase a frog.</li> </ol>				





## MONDAY

	LOOK & SAY	parcel	farm	across	chase	short
	SOUND OUT	plain	plug	plop	plot	
		plus	plum	plan		
	★	I see a <u>plum</u> . I see a big <u>plum</u> . I can cut the <u>plum</u> . I can cut the big <u>plum</u> .				
	READ	I need a <u>plan</u> . I need a <u>plan</u> for my parcel. I need a <u>plum</u> in my parcel. I need a <u>plum</u> <u>plus</u> a <u>plug</u> in my parcel. The <u>plum</u> is big. It will not fit in my parcel. I need a <u>plan</u> to fit the big <u>plum</u> in my parcel. I need a <u>plan</u> to fit the big <u>plum</u> <u>plus</u> the <u>plug</u> in my parcel. I can cut the <u>plum</u> . If I cut the <u>plum</u> it will fit.				




## TUESDAY

	WRITE	Copy the  and  words from Monday into your exercise books.				
---	-------	--	--	--	--	--



## WEDNESDAY

	LOOK & SAY	parcel	farm	across	chase	short
	SOUND OUT	plain	plug	plop	plot	
		plus	plum	plan		
	★	I sit. I sit on the <u>plot</u> . I see a <u>plug</u> . I see a <u>plug</u> on the <u>plot</u> . The <u>plug</u> is on the <u>plot</u> .				
	READ	I run. I run across the <u>plot</u> . I will run across the big <u>plot</u> . It is not a <u>plot</u> . It is a farm. I will run across the big farm. I will run across the big farm to get a <u>plum</u> . The dog will chase me. The short dog will chase me across the farm. I will not get a <u>plum</u> .				






## THURSDAY

	LOOK & SAY	parcel	farm	across	chase	short
	READ					<p>Duma needs to bring a parcel to his Uncle. He needs to go across the farm. He needs to take the parcel across the farm. The friends want to chase a frog. The frog will go <u>plop</u> into the dam. Duma has a <u>plan</u>. They will stay to chase the frog. They will play and play. They will not get home soon.</p>




## FRIDAY

	LOOK & SAY	parcel	farm	across	chase	short
	DRAW & WRITE	<ol style="list-style-type: none"> <li>1. I run across the <u>plot</u>.</li> <li>2. The friends chase a frog.</li> </ol>				






MONDAY

	LOOK & SAY	parcel	farm	across	chase	short
	SOUND OUT	plain	plug	plop	plot	
		plus	plum	plan		
	★	I see a <u>plum</u> . I see a big <u>plum</u> . I can cut the <u>plum</u> . I can cut the big <u>plum</u> .				
 	READ	I need a <u>plan</u> . I need a <u>plan</u> for my parcel. I need a <u>plum</u> in my parcel. I need a <u>plum</u> <u>plus</u> a <u>plug</u> in my parcel. The <u>plum</u> is big. It will not fit in my parcel. I need a <u>plan</u> to fit the big <u>plum</u> in my parcel. I need a <u>plan</u> to fit the big <u>plum</u> <u>plus</u> the <u>plug</u> in my parcel. I can cut the <u>plum</u> . If I cut the <u>plum</u> it will fit.				

TUESDAY




	WRITE	Copy the  and  words from Monday into your exercise books.				
---	-------	--	--	--	--	--

WEDNESDAY



	LOOK & SAY	parcel	farm	across	chase	short
	SOUND OUT	plain	plug	plop	plot	
		plus	plum	plan		
	★	I sit. I sit on the <u>plot</u> . I see a <u>plug</u> . I see a <u>plug</u> on the <u>plot</u> . The <u>plug</u> is on the <u>plot</u> .				
 	READ	I run. I run across the <u>plot</u> . I will run across the big <u>plot</u> . It is not a <u>plot</u> . It is a farm. I will run across the big farm. I will run across the big farm to get a <u>plum</u> . The dog will chase me. The short dog will chase me across the farm. I will not get a <u>plum</u> .				








## THURSDAY

	LOOK & SAY	parcel	farm	across	chase	short
	READ				<p>Duma needs to bring a parcel to his Uncle. He needs to go across the farm. He needs to take the parcel across the farm. The friends want to chase a frog. The frog will go <u>plop</u> into the dam. Duma has a <u>plan</u>. They will stay to chase the frog. They will play and play. They will not get home soon.</p>	




## FRIDAY

	LOOK & SAY	parcel	farm	across	chase	short
	DRAW & WRITE	<ol style="list-style-type: none"> <li>1. I run across the <u>plot</u>.</li> <li>2. The friends chase a frog.</li> </ol>				






## MONDAY

	LOOK & SAY	home	very	couldn't	sorry	tired
	SOUND OUT	drink	pink	sink	wink	
		tank	bank	drank	plank	
	★	I <u>wink</u> . I <u>wink</u> as I <u>drink</u> . Can you see me? Can you see me <u>wink</u> ? It is fun to <u>wink</u> .				
 	READ	I couldn't <u>drink</u> . I couldn't <u>drink</u> the <u>pink drink</u> . I couldn't <u>drink</u> the very <u>pink drink</u> . The <u>pink drink</u> is by the <u>sink</u> . My mom <u>drank</u> the <u>drink</u> . My mom <u>drank</u> the very <u>pink drink</u> . I am sorry I couldn't <u>drink</u> the <u>pink drink</u> . I am sorry I couldn't <u>drink</u> the very <u>pink drink</u> by the <u>sink</u> .				

## TUESDAY





	WRITE	Copy the  and  words from Monday into your exercise books.
---	-------	--

## WEDNESDAY



	LOOK & SAY	home	very	couldn't	sorry	tired
	SOUND OUT	drink	pink	sink	wink	
		tank	bank	drank	plank	
	★	I see the <u>tank</u> . I see the <u>pink tank</u> . Do you see the <u>tank</u> ? Do you see the <u>pink tank</u> ?				
 	READ	My mom is at home. My mom is tired. My mom is very tired. My mom needs to go to the <u>bank</u> . My mom is very tired and needs to go to the <u>bank</u> . My mom <u>drank</u> the <u>pink drink</u> . My mom is not tired. She <u>drank</u> the <u>pink drink</u> and she is not tired. My mom can go to the <u>bank</u> .				







## THURSDAY

	LOOK & SAY	home	very	couldn't	sorry	tired
 	READ					<p>Duma and his friends are sad. They couldn't get home. They were very tired. They were tired and couldn't get home. Mom will be mad. Mom will be mad when they get home. The friends are very sorry. They will get home soon. Mom will hug them. They are sorry. They are tired. Mom couldn't be mad. Mom was happy.</p>


## FRIDAY

	LOOK & SAY	home	very	couldn't	sorry	tired
	DRAW & WRITE	<p>1. The <u>pink drink</u> is by the <u>sink</u>.</p> <p>2. Duma is very tired.</p>				





MONDAY

	LOOK & SAY	home	very	couldn't	sorry	tired
	SOUND OUT	drink	pink	sink	wink	
		tank	bank	drank	plank	
	★	I <u>wink</u> . I <u>wink</u> as I <u>drink</u> . Can you see me? Can you see me <u>wink</u> ? It is fun to <u>wink</u> .				
	READ	I couldn't <u>drink</u> . I couldn't <u>drink</u> the <u>pink drink</u> . I couldn't <u>drink</u> the very <u>pink drink</u> . The <u>pink drink</u> is by the <u>sink</u> . My mom <u>drank</u> the <u>drink</u> . My mom <u>drank</u> the very <u>pink drink</u> . I am sorry I couldn't <u>drink</u> the <u>pink drink</u> . I am sorry I couldn't <u>drink</u> the very <u>pink drink</u> by the <u>sink</u> .				





TUESDAY

	WRITE	Copy the  and  words from Monday into your exercise books.
---	-------	--



WEDNESDAY

	LOOK & SAY	home	very	couldn't	sorry	tired
	SOUND OUT	drink	pink	sink	wink	
		tank	bank	drank	plank	
	★	I see the <u>tank</u> . I see the <u>pink tank</u> . Do you see the <u>tank</u> ? Do you see the <u>pink tank</u> ?				
	READ	My mom is at home. My mom is tired. My mom is very tired. My mom needs to go to the <u>bank</u> . My mom is very tired and needs to go to the <u>bank</u> . My mom <u>drank</u> the <u>pink drink</u> . My mom is not tired. She <u>drank</u> the <u>pink drink</u> and she is not tired. My mom can go to the <u>bank</u> .				






## THURSDAY

	LOOK & SAY	home	very	couldn't	sorry	tired
 	READ	 <p>Duma and his friends are sad. They couldn't get home. They were very tired. They were tired and couldn't get home. Mom will be mad. Mom will be mad when they get home. The friends are very sorry. They will get home soon. Mom will hug them. They are sorry. They are tired. Mom couldn't be mad. Mom was happy.</p>				




## FRIDAY

	LOOK & SAY	home	very	couldn't	sorry	tired
	DRAW & WRITE	<p>1. The <u>pink</u> <u>drink</u> is by the <u>sink</u>.                  2. Duma is very tired.</p>				






## MONDAY

	LOOK & SAY	home	very	couldn't	sorry	tired
	SOUND OUT	drink	pink	sink	wink	
		tank	bank	drank	plank	
	★	I <u>wink</u> . I <u>wink</u> as I <u>drink</u> . Can you see me? Can you see me <u>wink</u> ? It is fun to <u>wink</u> .				
 	READ	I couldn't <u>drink</u> . I couldn't <u>drink</u> the <u>pink drink</u> . I couldn't <u>drink</u> the very <u>pink drink</u> . The <u>pink drink</u> is by the <u>sink</u> . My mom <u>drank</u> the <u>drink</u> . My mom <u>drank</u> the very <u>pink drink</u> . I am sorry I couldn't <u>drink</u> the <u>pink drink</u> . I am sorry I couldn't <u>drink</u> the very <u>pink drink</u> by the <u>sink</u> .				





## TUESDAY

	WRITE	Copy the  and  words from Monday into your exercise books.
---	-------	--



## WEDNESDAY

	LOOK & SAY	home	very	couldn't	sorry	tired
	SOUND OUT	drink	pink	sink	wink	
		tank	bank	drank	plank	
	★	I see the <u>tank</u> . I see the <u>pink tank</u> . Do you see the <u>tank</u> ? Do you see the <u>pink tank</u> ?				
 	READ	My mom is at home. My mom is tired. My mom is very tired. My mom needs to go to the <u>bank</u> . My mom is very tired and needs to go to the <u>bank</u> . My mom <u>drank</u> the <u>pink drink</u> . My mom is not tired. She <u>drank</u> the <u>pink drink</u> and she is not tired. My mom can go to the <u>bank</u> .				






## THURSDAY

	LOOK & SAY	home	very	couldn't	sorry	tired
 	READ	 <p>Duma and his friends are sad. They couldn't get home. They were very tired. They were tired and couldn't get home. Mom will be mad. Mom will be mad when they get home. The friends are very sorry. They will get home soon. Mom will hug them. They are sorry. They are tired. Mom couldn't be mad. Mom was happy.</p>				




## FRIDAY

	LOOK & SAY	home	very	couldn't	sorry	tired
	DRAW & WRITE	<p>1. The <u>pink drink</u> is by the <u>sink</u>.                  2. Duma is very tired.</p>				






## MONDAY

	LOOK & SAY	home	very	couldn't	sorry	tired
	SOUND OUT	drink	pink	sink	wink	
		tank	bank	drank	plank	
	★	I <u>wink</u> . I <u>wink</u> as I <u>drink</u> . Can you see me? Can you see me <u>wink</u> ? It is fun to <u>wink</u> .				
 	READ	I couldn't <u>drink</u> . I couldn't <u>drink</u> the <u>pink drink</u> . I couldn't <u>drink</u> the very <u>pink drink</u> . The <u>pink drink</u> is by the <u>sink</u> . My mom <u>drank</u> the <u>drink</u> . My mom <u>drank</u> the very <u>pink drink</u> . I am sorry I couldn't <u>drink</u> the <u>pink drink</u> . I am sorry I couldn't <u>drink</u> the very <u>pink drink</u> by the <u>sink</u> .				





## TUESDAY

	WRITE	Copy the  and  words from Monday into your exercise books.
---	-------	--



## WEDNESDAY

	LOOK & SAY	home	very	couldn't	sorry	tired
	SOUND OUT	drink	pink	sink	wink	
		tank	bank	drank	plank	
	★	I see the <u>tank</u> . I see the <u>pink tank</u> . Do you see the <u>tank</u> ? Do you see the <u>pink tank</u> ?				
 	READ	My mom is at home. My mom is tired. My mom is very tired. My mom needs to go to the <u>bank</u> . My mom is very tired and needs to go to the <u>bank</u> . My mom <u>drank</u> the <u>pink drink</u> . My mom is not tired. She <u>drank</u> the <u>pink drink</u> and she is not tired. My mom can go to the <u>bank</u> .				






## THURSDAY

	LOOK & SAY	home	very	couldn't	sorry	tired
 	READ					<p>Duma and his friends are sad. They couldn't get home. They were very tired. They were tired and couldn't get home. Mom will be mad. Mom will be mad when they get home. The friends are very sorry. They will get home soon. Mom will hug them. They are sorry. They are tired. Mom couldn't be mad. Mom was happy.</p>




## FRIDAY

	LOOK & SAY	home	very	couldn't	sorry	tired
	DRAW & WRITE	<p>1. The <u>pink drink</u> is by the <u>sink</u>.</p> <p>2. Duma is very tired.</p>				






## MONDAY

	LOOK & SAY	home	very	couldn't	sorry	tired
	SOUND OUT	drink	pink	sink	wink	
		tank	bank	drank	plank	
	★	I <u>wink</u> . I <u>wink</u> as I <u>drink</u> . Can you see me? Can you see me <u>wink</u> ? It is fun to <u>wink</u> .				
 	READ	I couldn't <u>drink</u> . I couldn't <u>drink</u> the <u>pink drink</u> . I couldn't <u>drink</u> the very <u>pink drink</u> . The <u>pink drink</u> is by the <u>sink</u> . My mom <u>drank</u> the <u>drink</u> . My mom <u>drank</u> the very <u>pink drink</u> . I am sorry I couldn't <u>drink</u> the <u>pink drink</u> . I am sorry I couldn't <u>drink</u> the very <u>pink drink</u> by the <u>sink</u> .				

## TUESDAY





	WRITE	Copy the  and  words from Monday into your exercise books.
---	-------	--

## WEDNESDAY



	LOOK & SAY	home	very	couldn't	sorry	tired
	SOUND OUT	drink	pink	sink	wink	
		tank	bank	drank	plank	
	★	I see the <u>tank</u> . I see the <u>pink tank</u> . Do you see the <u>tank</u> ? Do you see the <u>pink tank</u> ?				
 	READ	My mom is at home. My mom is tired. My mom is very tired. My mom needs to go to the <u>bank</u> . My mom is very tired and needs to go to the <u>bank</u> . My mom <u>drank</u> the <u>pink drink</u> . My mom is not tired. She <u>drank</u> the <u>pink drink</u> and she is not tired. My mom can go to the <u>bank</u> .				








## THURSDAY

	LOOK & SAY	home	very	couldn't	sorry	tired
 	READ	 <p>Duma and his friends are sad. They couldn't get home. They were very tired. They were tired and couldn't get home. Mom will be mad. Mom will be mad when they get home. The friends are very sorry. They will get home soon. Mom will hug them. They are sorry. They are tired. Mom couldn't be mad. Mom was happy.</p>				




## FRIDAY

	LOOK & SAY	home	very	couldn't	sorry	tired
	DRAW & WRITE	<p>1. The <u>pink drink</u> is by the <u>sink</u>.                  2. Duma is very tired.</p>				






## MONDAY

	LOOK & SAY	home	very	couldn't	sorry	tired
	SOUND OUT	drink	pink	sink	wink	
		tank	bank	drank	plank	
	★	I <u>wink</u> . I <u>wink</u> as I <u>drink</u> . Can you see me? Can you see me <u>wink</u> ? It is fun to <u>wink</u> .				
 	READ	I couldn't <u>drink</u> . I couldn't <u>drink</u> the <u>pink drink</u> . I couldn't <u>drink</u> the very <u>pink drink</u> . The <u>pink drink</u> is by the <u>sink</u> . My mom <u>drank</u> the <u>drink</u> . My mom <u>drank</u> the very <u>pink drink</u> . I am sorry I couldn't <u>drink</u> the <u>pink drink</u> . I am sorry I couldn't <u>drink</u> the very <u>pink drink</u> by the <u>sink</u> .				





## TUESDAY

	WRITE	Copy the  and  words from Monday into your exercise books.
---	-------	--



## WEDNESDAY

	LOOK & SAY	home	very	couldn't	sorry	tired
	SOUND OUT	drink	pink	sink	wink	
		tank	bank	drank	plank	
	★	I see the <u>tank</u> . I see the <u>pink tank</u> . Do you see the <u>tank</u> ? Do you see the <u>pink tank</u> ?				
 	READ	My mom is at home. My mom is tired. My mom is very tired. My mom needs to go to the <u>bank</u> . My mom is very tired and needs to go to the <u>bank</u> . My mom <u>drank</u> the <u>pink drink</u> . My mom is not tired. She <u>drank</u> the <u>pink drink</u> and she is not tired. My mom can go to the <u>bank</u> .				






## THURSDAY

	LOOK & SAY	home	very	couldn't	sorry	tired
 	READ	 <p>Duma and his friends are sad. They couldn't get home. They were very tired. They were tired and couldn't get home. Mom will be mad. Mom will be mad when they get home. The friends are very sorry. They will get home soon. Mom will hug them. They are sorry. They are tired. Mom couldn't be mad. Mom was happy.</p>				




## FRIDAY

	LOOK & SAY	home	very	couldn't	sorry	tired
	DRAW & WRITE	<p>1. The <u>pink drink</u> is by the <u>sink</u>.</p> <p>2. Duma is very tired.</p>				






## MONDAY

	LOOK & SAY	home	very	couldn't	sorry	tired
	SOUND OUT	drink	pink	sink	wink	
		tank	bank	drank	plank	
	★	I <u>wink</u> . I <u>wink</u> as I <u>drink</u> . Can you see me? Can you see me <u>wink</u> ? It is fun to <u>wink</u> .				
 	READ	I couldn't <u>drink</u> . I couldn't <u>drink</u> the <u>pink drink</u> . I couldn't <u>drink</u> the very <u>pink drink</u> . The <u>pink drink</u> is by the <u>sink</u> . My mom <u>drank</u> the <u>drink</u> . My mom <u>drank</u> the very <u>pink drink</u> . I am sorry I couldn't <u>drink</u> the <u>pink drink</u> . I am sorry I couldn't <u>drink</u> the very <u>pink drink</u> by the <u>sink</u> .				





## TUESDAY

	WRITE	Copy the  and  words from Monday into your exercise books.
---	-------	--



## WEDNESDAY

	LOOK & SAY	home	very	couldn't	sorry	tired
	SOUND OUT	drink	pink	sink	wink	
		tank	bank	drank	plank	
	★	I see the <u>tank</u> . I see the <u>pink tank</u> . Do you see the <u>tank</u> ? Do you see the <u>pink tank</u> ?				
 	READ	My mom is at home. My mom is tired. My mom is very tired. My mom needs to go to the <u>bank</u> . My mom is very tired and needs to go to the <u>bank</u> . My mom <u>drank</u> the <u>pink drink</u> . My mom is not tired. She <u>drank</u> the <u>pink drink</u> and she is not tired. My mom can go to the <u>bank</u> .				






## THURSDAY

	LOOK & SAY	home	very	couldn't	sorry	tired
 	READ	 <p>Duma and his friends are sad. They couldn't get home. They were very tired. They were tired and couldn't get home. Mom will be mad. Mom will be mad when they get home. The friends are very sorry. They will get home soon. Mom will hug them. They are sorry. They are tired. Mom couldn't be mad. Mom was happy.</p>				




## FRIDAY

	LOOK & SAY	home	very	couldn't	sorry	tired
	DRAW & WRITE	<p>1. The <u>pink drink</u> is by the <u>sink</u>.</p> <p>2. Duma is very tired.</p>				






## MONDAY

	LOOK & SAY	home	very	couldn't	sorry	tired
	SOUND OUT	drink	pink	sink	wink	
		tank	bank	drank	plank	
	★	I <u>wink</u> . I <u>wink</u> as I <u>drink</u> . Can you see me? Can you see me <u>wink</u> ? It is fun to <u>wink</u> .				
 	READ	I couldn't <u>drink</u> . I couldn't <u>drink</u> the <u>pink drink</u> . I couldn't <u>drink</u> the very <u>pink drink</u> . The <u>pink drink</u> is by the <u>sink</u> . My mom <u>drank</u> the <u>drink</u> . My mom <u>drank</u> the very <u>pink drink</u> . I am sorry I couldn't <u>drink</u> the <u>pink drink</u> . I am sorry I couldn't <u>drink</u> the very <u>pink drink</u> by the <u>sink</u> .				





## TUESDAY

	WRITE	Copy the  and  words from Monday into your exercise books.
---	-------	--



## WEDNESDAY

	LOOK & SAY	home	very	couldn't	sorry	tired
	SOUND OUT	drink	pink	sink	wink	
		tank	bank	drank	plank	
	★	I see the <u>tank</u> . I see the <u>pink tank</u> . Do you see the <u>tank</u> ? Do you see the <u>pink tank</u> ?				
 	READ	My mom is at home. My mom is tired. My mom is very tired. My mom needs to go to the <u>bank</u> . My mom is very tired and needs to go to the <u>bank</u> . My mom <u>drank</u> the <u>pink drink</u> . My mom is not tired. She <u>drank</u> the <u>pink drink</u> and she is not tired. My mom can go to the <u>bank</u> .				






## THURSDAY

	LOOK & SAY	home	very	couldn't	sorry	tired
 	READ					<p>Duma and his friends are sad. They couldn't get home. They were very tired. They were tired and couldn't get home. Mom will be mad. Mom will be mad when they get home. The friends are very sorry. They will get home soon. Mom will hug them. They are sorry. They are tired. Mom couldn't be mad. Mom was happy.</p>




## FRIDAY

	LOOK & SAY	home	very	couldn't	sorry	tired
	DRAW & WRITE	<p>1. The <u>pink drink</u> is by the <u>sink</u>.</p> <p>2. Duma is very tired.</p>				






## MONDAY

	LOOK & SAY	home	very	couldn't	sorry	tired
	SOUND OUT	drink	pink	sink	wink	
		tank	bank	drank	plank	
	★	I <u>wink</u> . I <u>wink</u> as I <u>drink</u> . Can you see me? Can you see me <u>wink</u> ? It is fun to <u>wink</u> .				
 	READ	I couldn't <u>drink</u> . I couldn't <u>drink</u> the <u>pink drink</u> . I couldn't <u>drink</u> the very <u>pink drink</u> . The <u>pink drink</u> is by the <u>sink</u> . My mom <u>drank</u> the <u>drink</u> . My mom <u>drank</u> the very <u>pink drink</u> . I am sorry I couldn't <u>drink</u> the <u>pink drink</u> . I am sorry I couldn't <u>drink</u> the very <u>pink drink</u> by the <u>sink</u> .				

## TUESDAY





	WRITE	Copy the  and  words from Monday into your exercise books.
---	-------	--

## WEDNESDAY



	LOOK & SAY	home	very	couldn't	sorry	tired
	SOUND OUT	drink	pink	sink	wink	
		tank	bank	drank	plank	
	★	I see the <u>tank</u> . I see the <u>pink tank</u> . Do you see the <u>tank</u> ? Do you see the <u>pink tank</u> ?				
 	READ	My mom is at home. My mom is tired. My mom is very tired. My mom needs to go to the <u>bank</u> . My mom is very tired and needs to go to the <u>bank</u> . My mom <u>drank</u> the <u>pink drink</u> . My mom is not tired. She <u>drank</u> the <u>pink drink</u> and she is not tired. My mom can go to the <u>bank</u> .				








## THURSDAY

	LOOK & SAY	home	very	couldn't	sorry	tired
 	READ					<p>Duma and his friends are sad. They couldn't get home. They were very tired. They were tired and couldn't get home. Mom will be mad. Mom will be mad when they get home. The friends are very sorry. They will get home soon. Mom will hug them. They are sorry. They are tired. Mom couldn't be mad. Mom was happy.</p>




## FRIDAY

	LOOK & SAY	home	very	couldn't	sorry	tired
	DRAW & WRITE	<p>1. The <u>pink drink</u> is by the <u>sink</u>.</p> <p>2. Duma is very tired.</p>				






## MONDAY

	LOOK & SAY	home	very	couldn't	sorry	tired
	SOUND OUT	drink	pink	sink	wink	
		tank	bank	drank	plank	
	★	I <u>wink</u> . I <u>wink</u> as I <u>drink</u> . Can you see me? Can you see me <u>wink</u> ? It is fun to <u>wink</u> .				
 	READ	I couldn't <u>drink</u> . I couldn't <u>drink</u> the <u>pink drink</u> . I couldn't <u>drink</u> the very <u>pink drink</u> . The <u>pink drink</u> is by the <u>sink</u> . My mom <u>drank</u> the <u>drink</u> . My mom <u>drank</u> the very <u>pink drink</u> . I am sorry I couldn't <u>drink</u> the <u>pink drink</u> . I am sorry I couldn't <u>drink</u> the very <u>pink drink</u> by the <u>sink</u> .				





## TUESDAY

	WRITE	Copy the  and  words from Monday into your exercise books.
---	-------	--



## WEDNESDAY

	LOOK & SAY	home	very	couldn't	sorry	tired
	SOUND OUT	drink	pink	sink	wink	
		tank	bank	drank	plank	
	★	I see the <u>tank</u> . I see the <u>pink tank</u> . Do you see the <u>tank</u> ? Do you see the <u>pink tank</u> ?				
 	READ	My mom is at home. My mom is tired. My mom is very tired. My mom needs to go to the <u>bank</u> . My mom is very tired and needs to go to the <u>bank</u> . My mom <u>drank</u> the <u>pink drink</u> . My mom is not tired. She <u>drank</u> the <u>pink drink</u> and she is not tired. My mom can go to the <u>bank</u> .				






## THURSDAY

	LOOK & SAY	home	very	couldn't	sorry	tired
 	READ					<p>Duma and his friends are sad. They couldn't get home. They were very tired. They were tired and couldn't get home. Mom will be mad. Mom will be mad when they get home. The friends are very sorry. They will get home soon. Mom will hug them. They are sorry. They are tired. Mom couldn't be mad. Mom was happy.</p>




## FRIDAY

	LOOK & SAY	home	very	couldn't	sorry	tired
	DRAW & WRITE	<p>1. The <u>pink drink</u> is by the <u>sink</u>.</p> <p>2. Duma is very tired.</p>				






## MONDAY

	LOOK & SAY	home	very	couldn't	sorry	tired
	SOUND OUT	drink	pink	sink	wink	
		tank	bank	drank	plank	
	★	I <u>wink</u> . I <u>wink</u> as I <u>drink</u> . Can you see me? Can you see me <u>wink</u> ? It is fun to <u>wink</u> .				
 	READ	I couldn't <u>drink</u> . I couldn't <u>drink</u> the <u>pink drink</u> . I couldn't <u>drink</u> the very <u>pink drink</u> . The <u>pink drink</u> is by the <u>sink</u> . My mom <u>drank</u> the <u>drink</u> . My mom <u>drank</u> the very <u>pink drink</u> . I am sorry I couldn't <u>drink</u> the <u>pink drink</u> . I am sorry I couldn't <u>drink</u> the very <u>pink drink</u> by the <u>sink</u> .				





## TUESDAY

	WRITE	Copy the  and  words from Monday into your exercise books.
---	-------	--



## WEDNESDAY

	LOOK & SAY	home	very	couldn't	sorry	tired
	SOUND OUT	drink	pink	sink	wink	
		tank	bank	drank	plank	
	★	I see the <u>tank</u> . I see the <u>pink tank</u> . Do you see the <u>tank</u> ? Do you see the <u>pink tank</u> ?				
 	READ	My mom is at home. My mom is tired. My mom is very tired. My mom needs to go to the <u>bank</u> . My mom is very tired and needs to go to the <u>bank</u> . My mom <u>drank</u> the <u>pink drink</u> . My mom is not tired. She <u>drank</u> the <u>pink drink</u> and she is not tired. My mom can go to the <u>bank</u> .				






## THURSDAY

	LOOK & SAY	home	very	couldn't	sorry	tired
 	READ					<p>Duma and his friends are sad. They couldn't get home. They were very tired. They were tired and couldn't get home. Mom will be mad. Mom will be mad when they get home. The friends are very sorry. They will get home soon. Mom will hug them. They are sorry. They are tired. Mom couldn't be mad. Mom was happy.</p>




## FRIDAY

	LOOK & SAY	home	very	couldn't	sorry	tired
	DRAW & WRITE	<p>1. The <u>pink drink</u> is by the <u>sink</u>.</p> <p>2. Duma is very tired.</p>				






## MONDAY

	LOOK & SAY	home	very	couldn't	sorry	tired
	SOUND OUT	drink	pink	sink	wink	
		tank	bank	drank	plank	
	★	I <u>wink</u> . I <u>wink</u> as I <u>drink</u> . Can you see me? Can you see me <u>wink</u> ? It is fun to <u>wink</u> .				
 	READ	I couldn't <u>drink</u> . I couldn't <u>drink</u> the <u>pink drink</u> . I couldn't <u>drink</u> the very <u>pink drink</u> . The <u>pink drink</u> is by the <u>sink</u> . My mom <u>drank</u> the <u>drink</u> . My mom <u>drank</u> the very <u>pink drink</u> . I am sorry I couldn't <u>drink</u> the <u>pink drink</u> . I am sorry I couldn't <u>drink</u> the very <u>pink drink</u> by the <u>sink</u> .				





## TUESDAY

	WRITE	Copy the  and  words from Monday into your exercise books.
---	-------	--



## WEDNESDAY

	LOOK & SAY	home	very	couldn't	sorry	tired
	SOUND OUT	drink	pink	sink	wink	
		tank	bank	drank	plank	
	★	I see the <u>tank</u> . I see the <u>pink tank</u> . Do you see the <u>tank</u> ? Do you see the <u>pink tank</u> ?				
 	READ	My mom is at home. My mom is tired. My mom is very tired. My mom needs to go to the <u>bank</u> . My mom is very tired and needs to go to the <u>bank</u> . My mom <u>drank</u> the <u>pink drink</u> . My mom is not tired. She <u>drank</u> the <u>pink drink</u> and she is not tired. My mom can go to the <u>bank</u> .				






## THURSDAY

	LOOK & SAY	home	very	couldn't	sorry	tired
 	READ					<p>Duma and his friends are sad. They couldn't get home. They were very tired. They were tired and couldn't get home. Mom will be mad. Mom will be mad when they get home. The friends are very sorry. They will get home soon. Mom will hug them. They are sorry. They are tired. Mom couldn't be mad. Mom was happy.</p>




## FRIDAY

	LOOK & SAY	home	very	couldn't	sorry	tired
	DRAW & WRITE	<p>1. The <u>pink drink</u> is by the <u>sink</u>.</p> <p>2. Duma is very tired.</p>				






## MONDAY

	LOOK & SAY	home	very	couldn't	sorry	tired
	SOUND OUT	drink	pink	sink	wink	
		tank	bank	drank	plank	
	★	I <u>wink</u> . I <u>wink</u> as I <u>drink</u> . Can you see me? Can you see me <u>wink</u> ? It is fun to <u>wink</u> .				
 	READ	I couldn't <u>drink</u> . I couldn't <u>drink</u> the <u>pink drink</u> . I couldn't <u>drink</u> the very <u>pink drink</u> . The <u>pink drink</u> is by the <u>sink</u> . My mom <u>drank</u> the <u>drink</u> . My mom <u>drank</u> the very <u>pink drink</u> . I am sorry I couldn't <u>drink</u> the <u>pink drink</u> . I am sorry I couldn't <u>drink</u> the very <u>pink drink</u> by the <u>sink</u> .				

## TUESDAY





	WRITE	Copy the  and  words from Monday into your exercise books.
---	-------	--

## WEDNESDAY



	LOOK & SAY	home	very	couldn't	sorry	tired
	SOUND OUT	drink	pink	sink	wink	
		tank	bank	drank	plank	
	★	I see the <u>tank</u> . I see the <u>pink tank</u> . Do you see the <u>tank</u> ? Do you see the <u>pink tank</u> ?				
 	READ	My mom is at home. My mom is tired. My mom is very tired. My mom needs to go to the <u>bank</u> . My mom is very tired and needs to go to the <u>bank</u> . My mom <u>drank</u> the <u>pink drink</u> . My mom is not tired. She <u>drank</u> the <u>pink drink</u> and she is not tired. My mom can go to the <u>bank</u> .				








## THURSDAY

	LOOK & SAY	home	very	couldn't	sorry	tired
 	READ					<p>Duma and his friends are sad. They couldn't get home. They were very tired. They were tired and couldn't get home. Mom will be mad. Mom will be mad when they get home. The friends are very sorry. They will get home soon. Mom will hug them. They are sorry. They are tired. Mom couldn't be mad. Mom was happy.</p>




## FRIDAY

	LOOK & SAY	home	very	couldn't	sorry	tired
	DRAW & WRITE	<p>1. The <u>pink drink</u> is by the <u>sink</u>.</p> <p>2. Duma is very tired.</p>				






## MONDAY

	LOOK & SAY	home	very	couldn't	sorry	tired
	SOUND OUT	drink	pink	sink	wink	
		tank	bank	drank	plank	
	★	I <u>wink</u> . I <u>wink</u> as I <u>drink</u> . Can you see me? Can you see me <u>wink</u> ? It is fun to <u>wink</u> .				
 	READ	I couldn't <u>drink</u> . I couldn't <u>drink</u> the <u>pink drink</u> . I couldn't <u>drink</u> the very <u>pink drink</u> . The <u>pink drink</u> is by the <u>sink</u> . My mom <u>drank</u> the <u>drink</u> . My mom <u>drank</u> the very <u>pink drink</u> . I am sorry I couldn't <u>drink</u> the <u>pink drink</u> . I am sorry I couldn't <u>drink</u> the very <u>pink drink</u> by the <u>sink</u> .				





## TUESDAY

	WRITE	Copy the  and  words from Monday into your exercise books.
---	-------	--



## WEDNESDAY

	LOOK & SAY	home	very	couldn't	sorry	tired
	SOUND OUT	drink	pink	sink	wink	
		tank	bank	drank	plank	
	★	I see the <u>tank</u> . I see the <u>pink tank</u> . Do you see the <u>tank</u> ? Do you see the <u>pink tank</u> ?				
 	READ	My mom is at home. My mom is tired. My mom is very tired. My mom needs to go to the <u>bank</u> . My mom is very tired and needs to go to the <u>bank</u> . My mom <u>drank</u> the <u>pink drink</u> . My mom is not tired. She <u>drank</u> the <u>pink drink</u> and she is not tired. My mom can go to the <u>bank</u> .				






## THURSDAY

	LOOK & SAY	home	very	couldn't	sorry	tired
 	READ					<p>Duma and his friends are sad. They couldn't get home. They were very tired. They were tired and couldn't get home. Mom will be mad. Mom will be mad when they get home. The friends are very sorry. They will get home soon. Mom will hug them. They are sorry. They are tired. Mom couldn't be mad. Mom was happy.</p>




## FRIDAY

	LOOK & SAY	home	very	couldn't	sorry	tired
	DRAW & WRITE	<p>1. The <u>pink drink</u> is by the <u>sink</u>.</p> <p>2. Duma is very tired.</p>				






## MONDAY

	LOOK & SAY	home	very	couldn't	sorry	tired
	SOUND OUT	drink	pink	sink	wink	
		tank	bank	drank	plank	
	★	I <u>wink</u> . I <u>wink</u> as I <u>drink</u> . Can you see me? Can you see me <u>wink</u> ? It is fun to <u>wink</u> .				
 	READ	I couldn't <u>drink</u> . I couldn't <u>drink</u> the <u>pink drink</u> . I couldn't <u>drink</u> the very <u>pink drink</u> . The <u>pink drink</u> is by the <u>sink</u> . My mom <u>drank</u> the <u>drink</u> . My mom <u>drank</u> the very <u>pink drink</u> . I am sorry I couldn't <u>drink</u> the <u>pink drink</u> . I am sorry I couldn't <u>drink</u> the very <u>pink drink</u> by the <u>sink</u> .				





## TUESDAY

	WRITE	Copy the  and  words from Monday into your exercise books.
---	-------	--



## WEDNESDAY

	LOOK & SAY	home	very	couldn't	sorry	tired
	SOUND OUT	drink	pink	sink	wink	
		tank	bank	drank	plank	
	★	I see the <u>tank</u> . I see the <u>pink tank</u> . Do you see the <u>tank</u> ? Do you see the <u>pink tank</u> ?				
 	READ	My mom is at home. My mom is tired. My mom is very tired. My mom needs to go to the <u>bank</u> . My mom is very tired and needs to go to the <u>bank</u> . My mom <u>drank</u> the <u>pink drink</u> . My mom is not tired. She <u>drank</u> the <u>pink drink</u> and she is not tired. My mom can go to the <u>bank</u> .				






## THURSDAY

	LOOK & SAY	home	very	couldn't	sorry	tired
 	READ					
		<p>Duma and his friends are sad. They couldn't get home. They were very tired. They were tired and couldn't get home. Mom will be mad. Mom will be mad when they get home. The friends are very sorry. They will get home soon. Mom will hug them. They are sorry. They are tired. Mom couldn't be mad. Mom was happy.</p>				




## FRIDAY

	LOOK & SAY	home	very	couldn't	sorry	tired
	DRAW & WRITE	<p>1. The <u>pink drink</u> is by the <u>sink</u>.                  2. Duma is very tired.</p>				






## MONDAY

	LOOK & SAY	home	very	couldn't	sorry	tired
	SOUND OUT	drink	pink	sink	wink	
		tank	bank	drank	plank	
	★	I <u>wink</u> . I <u>wink</u> as I <u>drink</u> . Can you see me? Can you see me <u>wink</u> ? It is fun to <u>wink</u> .				
 	READ	I couldn't <u>drink</u> . I couldn't <u>drink</u> the <u>pink drink</u> . I couldn't <u>drink</u> the very <u>pink drink</u> . The <u>pink drink</u> is by the <u>sink</u> . My mom <u>drank</u> the <u>drink</u> . My mom <u>drank</u> the very <u>pink drink</u> . I am sorry I couldn't <u>drink</u> the <u>pink drink</u> . I am sorry I couldn't <u>drink</u> the very <u>pink drink</u> by the <u>sink</u> .				





## TUESDAY

	WRITE	Copy the  and  words from Monday into your exercise books.
---	-------	--



## WEDNESDAY

	LOOK & SAY	home	very	couldn't	sorry	tired
	SOUND OUT	drink	pink	sink	wink	
		tank	bank	drank	plank	
	★	I see the <u>tank</u> . I see the <u>pink tank</u> . Do you see the <u>tank</u> ? Do you see the <u>pink tank</u> ?				
 	READ	My mom is at home. My mom is tired. My mom is very tired. My mom needs to go to the <u>bank</u> . My mom is very tired and needs to go to the <u>bank</u> . My mom <u>drank</u> the <u>pink drink</u> . My mom is not tired. She <u>drank</u> the <u>pink drink</u> and she is not tired. My mom can go to the <u>bank</u> .				






## THURSDAY

	LOOK & SAY	home	very	couldn't	sorry	tired
 	READ					<p>Duma and his friends are sad. They couldn't get home. They were very tired. They were tired and couldn't get home. Mom will be mad. Mom will be mad when they get home. The friends are very sorry. They will get home soon. Mom will hug them. They are sorry. They are tired. Mom couldn't be mad. Mom was happy.</p>




## FRIDAY

	LOOK & SAY	home	very	couldn't	sorry	tired
	DRAW & WRITE	<p>1. The <u>pink drink</u> is by the <u>sink</u>.</p> <p>2. Duma is very tired.</p>				






## MONDAY

	LOOK & SAY	home	very	couldn't	sorry	tired
	SOUND OUT	drink	pink	sink	wink	
		tank	bank	drank	plank	
	★	I <u>wink</u> . I <u>wink</u> as I <u>drink</u> . Can you see me? Can you see me <u>wink</u> ? It is fun to <u>wink</u> .				
 	READ	I couldn't <u>drink</u> . I couldn't <u>drink</u> the <u>pink drink</u> . I couldn't <u>drink</u> the very <u>pink drink</u> . The <u>pink drink</u> is by the <u>sink</u> . My mom <u>drank</u> the <u>drink</u> . My mom <u>drank</u> the very <u>pink drink</u> . I am sorry I couldn't <u>drink</u> the <u>pink drink</u> . I am sorry I couldn't <u>drink</u> the very <u>pink drink</u> by the <u>sink</u> .				

## TUESDAY





	WRITE	Copy the  and  words from Monday into your exercise books.
---	-------	--

## WEDNESDAY



	LOOK & SAY	home	very	couldn't	sorry	tired
	SOUND OUT	drink	pink	sink	wink	
		tank	bank	drank	plank	
	★	I see the <u>tank</u> . I see the <u>pink tank</u> . Do you see the <u>tank</u> ? Do you see the <u>pink tank</u> ?				
 	READ	My mom is at home. My mom is tired. My mom is very tired. My mom needs to go to the <u>bank</u> . My mom is very tired and needs to go to the <u>bank</u> . My mom <u>drank</u> the <u>pink drink</u> . My mom is not tired. She <u>drank</u> the <u>pink drink</u> and she is not tired. My mom can go to the <u>bank</u> .				








## THURSDAY

	LOOK & SAY	home	very	couldn't	sorry	tired
 	READ					<p>Duma and his friends are sad. They couldn't get home. They were very tired. They were tired and couldn't get home. Mom will be mad. Mom will be mad when they get home. The friends are very sorry. They will get home soon. Mom will hug them. They are sorry. They are tired. Mom couldn't be mad. Mom was happy.</p>




## FRIDAY

	LOOK & SAY	home	very	couldn't	sorry	tired
	DRAW & WRITE	<p>1. The <u>pink</u> <u>drink</u> is by the <u>sink</u>.</p> <p>2. Duma is very tired.</p>				






## MONDAY

	LOOK & SAY	home	very	couldn't	sorry	tired
	SOUND OUT	drink	pink	sink	wink	
		tank	bank	drank	plank	
	★	I <u>wink</u> . I <u>wink</u> as I <u>drink</u> . Can you see me? Can you see me <u>wink</u> ? It is fun to <u>wink</u> .				
 	READ	I couldn't <u>drink</u> . I couldn't <u>drink</u> the <u>pink drink</u> . I couldn't <u>drink</u> the very <u>pink drink</u> . The <u>pink drink</u> is by the <u>sink</u> . My mom <u>drank</u> the <u>drink</u> . My mom <u>drank</u> the very <u>pink drink</u> . I am sorry I couldn't <u>drink</u> the <u>pink drink</u> . I am sorry I couldn't <u>drink</u> the very <u>pink drink</u> by the <u>sink</u> .				





## TUESDAY

	WRITE	Copy the  and  words from Monday into your exercise books.
---	-------	--



## WEDNESDAY

	LOOK & SAY	home	very	couldn't	sorry	tired
	SOUND OUT	drink	pink	sink	wink	
		tank	bank	drank	plank	
	★	I see the <u>tank</u> . I see the <u>pink tank</u> . Do you see the <u>tank</u> ? Do you see the <u>pink tank</u> ?				
 	READ	My mom is at home. My mom is tired. My mom is very tired. My mom needs to go to the <u>bank</u> . My mom is very tired and needs to go to the <u>bank</u> . My mom <u>drank</u> the <u>pink drink</u> . My mom is not tired. She <u>drank</u> the <u>pink drink</u> and she is not tired. My mom can go to the <u>bank</u> .				






## THURSDAY

	LOOK & SAY	home	very	couldn't	sorry	tired
 	READ					<p>Duma and his friends are sad. They couldn't get home. They were very tired. They were tired and couldn't get home. Mom will be mad. Mom will be mad when they get home. The friends are very sorry. They will get home soon. Mom will hug them. They are sorry. They are tired. Mom couldn't be mad. Mom was happy.</p>




## FRIDAY

	LOOK & SAY	home	very	couldn't	sorry	tired
	DRAW & WRITE	<p>1. The <u>pink drink</u> is by the <u>sink</u>.</p> <p>2. Duma is very tired.</p>				






## MONDAY

	LOOK & SAY	home	very	couldn't	sorry	tired
	SOUND OUT	drink	pink	sink	wink	
		tank	bank	drank	plank	
	★	I <u>wink</u> . I <u>wink</u> as I <u>drink</u> . Can you see me? Can you see me <u>wink</u> ? It is fun to <u>wink</u> .				
 	READ	I couldn't <u>drink</u> . I couldn't <u>drink</u> the <u>pink drink</u> . I couldn't <u>drink</u> the very <u>pink drink</u> . The <u>pink drink</u> is by the <u>sink</u> . My mom <u>drank</u> the <u>drink</u> . My mom <u>drank</u> the very <u>pink drink</u> . I am sorry I couldn't <u>drink</u> the <u>pink drink</u> . I am sorry I couldn't <u>drink</u> the very <u>pink drink</u> by the <u>sink</u> .				





## TUESDAY

	WRITE	Copy the  and  words from Monday into your exercise books.
---	-------	--



## WEDNESDAY

	LOOK & SAY	home	very	couldn't	sorry	tired
	SOUND OUT	drink	pink	sink	wink	
		tank	bank	drank	plank	
	★	I see the <u>tank</u> . I see the <u>pink tank</u> . Do you see the <u>tank</u> ? Do you see the <u>pink tank</u> ?				
 	READ	My mom is at home. My mom is tired. My mom is very tired. My mom needs to go to the <u>bank</u> . My mom is very tired and needs to go to the <u>bank</u> . My mom <u>drank</u> the <u>pink drink</u> . My mom is not tired. She <u>drank</u> the <u>pink drink</u> and she is not tired. My mom can go to the <u>bank</u> .				






## THURSDAY

	LOOK & SAY	home	very	couldn't	sorry	tired
 	READ	 <p>Duma and his friends are sad. They couldn't get home. They were very tired. They were tired and couldn't get home. Mom will be mad. Mom will be mad when they get home. The friends are very sorry. They will get home soon. Mom will hug them. They are sorry. They are tired. Mom couldn't be mad. Mom was happy.</p>				




## FRIDAY

	LOOK & SAY	home	very	couldn't	sorry	tired
	DRAW & WRITE	<p>1. The <u>pink drink</u> is by the <u>sink</u>.                  2. Duma is very tired.</p>				






## MONDAY

	LOOK & SAY	home	very	couldn't	sorry	tired
	SOUND OUT	drink	pink	sink	wink	
		tank	bank	drank	plank	
	★	I <u>wink</u> . I <u>wink</u> as I <u>drink</u> . Can you see me? Can you see me <u>wink</u> ? It is fun to <u>wink</u> .				
 	READ	I couldn't <u>drink</u> . I couldn't <u>drink</u> the <u>pink drink</u> . I couldn't <u>drink</u> the very <u>pink drink</u> . The <u>pink drink</u> is by the <u>sink</u> . My mom <u>drank</u> the <u>drink</u> . My mom <u>drank</u> the very <u>pink drink</u> . I am sorry I couldn't <u>drink</u> the <u>pink drink</u> . I am sorry I couldn't <u>drink</u> the very <u>pink drink</u> by the <u>sink</u> .				





## TUESDAY

	WRITE	Copy the  and  words from Monday into your exercise books.
---	-------	--



## WEDNESDAY

	LOOK & SAY	home	very	couldn't	sorry	tired
	SOUND OUT	drink	pink	sink	wink	
		tank	bank	drank	plank	
	★	I see the <u>tank</u> . I see the <u>pink tank</u> . Do you see the <u>tank</u> ? Do you see the <u>pink tank</u> ?				
 	READ	My mom is at home. My mom is tired. My mom is very tired. My mom needs to go to the <u>bank</u> . My mom is very tired and needs to go to the <u>bank</u> . My mom <u>drank</u> the <u>pink drink</u> . My mom is not tired. She <u>drank</u> the <u>pink drink</u> and she is not tired. My mom can go to the <u>bank</u> .				





## THURSDAY

	LOOK & SAY	home	very	couldn't	sorry	tired
 	READ					<p>Duma and his friends are sad. They couldn't get home. They were very tired. They were tired and couldn't get home. Mom will be mad. Mom will be mad when they get home. The friends are very sorry. They will get home soon. Mom will hug them. They are sorry. They are tired. Mom couldn't be mad. Mom was happy.</p>



## FRIDAY

	LOOK & SAY	home	very	couldn't	sorry	tired
	DRAW & WRITE	<p>1. The <u>pink</u> <u>drink</u> is by the <u>sink</u>.</p> <p>2. Duma is very tired.</p>				





MONDAY

	LOOK & SAY	soil	mixed	own	round	night
	SOUND OUT	spill	spell	spank	spunk	
		spit	spat	spin	spot	
	★	I <u>spin</u> . I <u>spin</u> on the <u>spot</u> . It is fun. It is fun to <u>spin</u> on the <u>spot</u> . Can you <u>spin</u> on the <u>spot</u> ?				
	READ	I will <u>spin</u> . I will <u>spin</u> on the <u>spot</u> . I will <u>spin</u> on the <u>spot</u> in the soil. I will <u>spin</u> on the <u>spot</u> in the wet soil. I will be wet. I will be slimy. My mom will be sad. She will be sad if I spin in the soil and get wet and slimy. I will not spin. I will not spin in the wet soil.				

TUESDAY




	WRITE	Copy the  and  words from Monday into your exercise books.				
---	-------	--	--	--	--	--

WEDNESDAY



	LOOK & SAY	soil	mixed	own	round	night
	SOUND OUT	spill	spell	spank	spunk	
		spit	spat	spin	spot	
	★	I can <u>spit</u> . I <u>spat</u> . My mom is mad. She can <u>spank</u> me. She can <u>spank</u> me if I <u>spit</u> .				
	READ	The boy is bad. Did you see the bad boy? The bad boy <u>spat</u> on me. Did you see the bad boy <u>spit</u> on me? You must not <u>spit</u> . It is bad to <u>spit</u> . It is bad to <u>spit</u> on me. My mom will be mad. My mom will be mad if you <u>spit</u> on me. My mom will <u>spank</u> you. My mom will <u>spank</u> you if you <u>spit</u> on me.				







## THURSDAY

	LOOK & SAY	soil	mixed	own	round	night
	READ	 <p>Lungi sat. Lungi sat and mixed the soil. She mixed the soil into a round pot. The pot will dry. The round pot will dry in the night. Lungi will be happy. She will be happy with the pot. She will sing when she sees the pot. She must not crack the pot. She must not crack the round pot. She will bring the round pot to mom.</p>				


## FRIDAY

	LOOK & SAY	soil	mixed	own	round	night
	DRAW & WRITE	<p>1. I <u>spin</u> in the wet soil. 2. Lungi mixed the soil.</p>				





MONDAY

	LOOK & SAY	soil	mixed	own	round	night
	SOUND OUT	spill	spell	spank	spunk	
		spit	spat	spin	spot	
	★	I <u>spin</u> . I <u>spin</u> on the <u>spot</u> . It is fun. It is fun to <u>spin</u> on the <u>spot</u> . Can you <u>spin</u> on the <u>spot</u> ?				
	READ	I will <u>spin</u> . I will <u>spin</u> on the <u>spot</u> . I will <u>spin</u> on the <u>spot</u> in the soil. I will <u>spin</u> on the <u>spot</u> in the wet soil. I will be wet. I will be slimy. My mom will be sad. She will be sad if I spin in the soil and get wet and slimy. I will not spin. I will not spin in the wet soil.				




TUESDAY

	WRITE	Copy the  and  words from Monday into your exercise books.				
---	-------	--	--	--	--	--



WEDNESDAY

	LOOK & SAY	soil	mixed	own	round	night
	SOUND OUT	spill	spell	spank	spunk	
		spit	spat	spin	spot	
	★	I can <u>spit</u> . I <u>spat</u> . My mom is mad. She can <u>spank</u> me. She can <u>spank</u> me if I <u>spit</u> .				
	READ	The boy is bad. Did you see the bad boy? The bad boy <u>spat</u> on me. Did you see the bad boy <u>spit</u> on me? You must not <u>spit</u> . It is bad to <u>spit</u> . It is bad to <u>spit</u> on me. My mom will be mad. My mom will be mad if you <u>spit</u> on me. My mom will <u>spank</u> you. My mom will <u>spank</u> you if you <u>spit</u> on me.				





## THURSDAY

	LOOK & SAY	soil	mixed	own	round	night
	READ	 <p>Lungi sat. Lungi sat and mixed the soil. She mixed the soil into a round pot. The pot will dry. The round pot will dry in the night. Lungi will be happy. She will be happy with the pot. She will sing when she sees the pot. She must not crack the pot. She must not crack the round pot. She will bring the round pot to mom.</p>				



## FRIDAY

	LOOK & SAY	soil	mixed	own	round	night
	DRAW & WRITE	<p>1. I <u>spin</u> in the wet soil. 2. Lungi mixed the soil.</p>				





MONDAY

	LOOK & SAY	soil	mixed	own	round	night
	SOUND OUT	spill	spell	spank	spunk	
		spit	spat	spin	spot	
	★	I <u>spin</u> . I <u>spin</u> on the <u>spot</u> . It is fun. It is fun to <u>spin</u> on the <u>spot</u> . Can you <u>spin</u> on the <u>spot</u> ?				
	READ	I will <u>spin</u> . I will <u>spin</u> on the <u>spot</u> . I will <u>spin</u> on the <u>spot</u> in the soil. I will <u>spin</u> on the <u>spot</u> in the wet soil. I will be wet. I will be slimy. My mom will be sad. She will be sad if I spin in the soil and get wet and slimy. I will not spin. I will not spin in the wet soil.				




TUESDAY

	WRITE	Copy the  and  words from Monday into your exercise books.				
---	-------	--	--	--	--	--



WEDNESDAY

	LOOK & SAY	soil	mixed	own	round	night
	SOUND OUT	spill	spell	spank	spunk	
		spit	spat	spin	spot	
	★	I can <u>spit</u> . I <u>spat</u> . My mom is mad. She can <u>spank</u> me. She can <u>spank</u> me if I <u>spit</u> .				
	READ	The boy is bad. Did you see the bad boy? The bad boy <u>spat</u> on me. Did you see the bad boy <u>spit</u> on me? You must not <u>spit</u> . It is bad to <u>spit</u> . It is bad to <u>spit</u> on me. My mom will be mad. My mom will be mad if you <u>spit</u> on me. My mom will <u>spank</u> you. My mom will <u>spank</u> you if you <u>spit</u> on me.				





## THURSDAY

	LOOK & SAY	soil	mixed	own	round	night
	READ	 <p>Lungi sat. Lungi sat and mixed the soil. She mixed the soil into a round pot. The pot will dry. The round pot will dry in the night. Lungi will be happy. She will be happy with the pot. She will sing when she sees the pot. She must not crack the pot. She must not crack the round pot. She will bring the round pot to mom.</p>				


## FRIDAY

	LOOK & SAY	soil	mixed	own	round	night
	DRAW & WRITE	<p>1. I <u>spin</u> in the wet soil. 2. Lungi mixed the soil.</p>				





MONDAY

	LOOK & SAY	soil	mixed	own	round	night
	SOUND OUT	spill	spell	spank	spunk	
		spit	spat	spin	spot	
	★	I <u>spin</u> . I <u>spin</u> on the <u>spot</u> . It is fun. It is fun to <u>spin</u> on the <u>spot</u> . Can you <u>spin</u> on the <u>spot</u> ?				
	READ	I will <u>spin</u> . I will <u>spin</u> on the <u>spot</u> . I will <u>spin</u> on the <u>spot</u> in the soil. I will <u>spin</u> on the <u>spot</u> in the wet soil. I will be wet. I will be slimy. My mom will be sad. She will be sad if I spin in the soil and get wet and slimy. I will not spin. I will not spin in the wet soil.				




TUESDAY

	WRITE	Copy the  and  words from Monday into your exercise books.				
---	-------	--	--	--	--	--



WEDNESDAY

	LOOK & SAY	soil	mixed	own	round	night
	SOUND OUT	spill	spell	spank	spunk	
		spit	spat	spin	spot	
	★	I can <u>spit</u> . I <u>spat</u> . My mom is mad. She can <u>spank</u> me. She can <u>spank</u> me if I <u>spit</u> .				
	READ	The boy is bad. Did you see the bad boy? The bad boy <u>spat</u> on me. Did you see the bad boy <u>spit</u> on me? You must not <u>spit</u> . It is bad to <u>spit</u> . It is bad to <u>spit</u> on me. My mom will be mad. My mom will be mad if you <u>spit</u> on me. My mom will <u>spank</u> you. My mom will <u>spank</u> you if you <u>spit</u> on me.				





## THURSDAY

	LOOK & SAY	soil	mixed	own	round	night
	READ	 <p>Lungi sat. Lungi sat and mixed the soil. She mixed the soil into a round pot. The pot will dry. The round pot will dry in the night. Lungi will be happy. She will be happy with the pot. She will sing when she sees the pot. She must not crack the pot. She must not crack the round pot. She will bring the round pot to mom.</p>				



## FRIDAY

	LOOK & SAY	soil	mixed	own	round	night
	DRAW & WRITE	<p>1. I <u>spin</u> in the wet soil. 2. Lungi mixed the soil.</p>				





MONDAY

	LOOK & SAY	soil	mixed	own	round	night
	SOUND OUT	spill	spell	spank	spunk	
		spit	spat	spin	spot	
	★	I <u>spin</u> . I <u>spin</u> on the <u>spot</u> . It is fun. It is fun to <u>spin</u> on the <u>spot</u> . Can you <u>spin</u> on the <u>spot</u> ?				
	READ	I will <u>spin</u> . I will <u>spin</u> on the <u>spot</u> . I will <u>spin</u> on the <u>spot</u> in the soil. I will <u>spin</u> on the <u>spot</u> in the wet soil. I will be wet. I will be slimy. My mom will be sad. She will be sad if I spin in the soil and get wet and slimy. I will not spin. I will not spin in the wet soil.				

TUESDAY




	WRITE	Copy the  and  words from Monday into your exercise books.				
---	-------	--	--	--	--	--

WEDNESDAY



	LOOK & SAY	soil	mixed	own	round	night
	SOUND OUT	spill	spell	spank	spunk	
		spit	spat	spin	spot	
	★	I can <u>spit</u> . I <u>spat</u> . My mom is mad. She can <u>spank</u> me. She can <u>spank</u> me if I <u>spit</u> .				
	READ	The boy is bad. Did you see the bad boy? The bad boy <u>spat</u> on me. Did you see the bad boy <u>spit</u> on me? You must not <u>spit</u> . It is bad to <u>spit</u> . It is bad to <u>spit</u> on me. My mom will be mad. My mom will be mad if you <u>spit</u> on me. My mom will <u>spank</u> you. My mom will <u>spank</u> you if you <u>spit</u> on me.				







## THURSDAY

	LOOK & SAY	soil	mixed	own	round	night
	READ	 <p>Lungi sat. Lungi sat and mixed the soil. She mixed the soil into a round pot. The pot will dry. The round pot will dry in the night. Lungi will be happy. She will be happy with the pot. She will sing when she sees the pot. She must not crack the pot. She must not crack the round pot. She will bring the round pot to mom.</p>				


## FRIDAY

	LOOK & SAY	soil	mixed	own	round	night
	DRAW & WRITE	<p>1. I <u>spin</u> in the wet soil. 2. Lungi mixed the soil.</p>				





MONDAY

	LOOK & SAY	soil	mixed	own	round	night
	SOUND OUT	spill	spell	spank	spunk	
		spit	spat	spin	spot	
	★	I <u>spin</u> . I <u>spin</u> on the <u>spot</u> . It is fun. It is fun to <u>spin</u> on the <u>spot</u> . Can you <u>spin</u> on the <u>spot</u> ?				
	READ	I will <u>spin</u> . I will <u>spin</u> on the <u>spot</u> . I will <u>spin</u> on the <u>spot</u> in the soil. I will <u>spin</u> on the <u>spot</u> in the wet soil. I will be wet. I will be slimy. My mom will be sad. She will be sad if I spin in the soil and get wet and slimy. I will not spin. I will not spin in the wet soil.				




TUESDAY

	WRITE	Copy the  and  words from Monday into your exercise books.				
---	-------	--	--	--	--	--



WEDNESDAY

	LOOK & SAY	soil	mixed	own	round	night
	SOUND OUT	spill	spell	spank	spunk	
		spit	spat	spin	spot	
	★	I can <u>spit</u> . I <u>spat</u> . My mom is mad. She can <u>spank</u> me. She can <u>spank</u> me if I <u>spit</u> .				
	READ	The boy is bad. Did you see the bad boy? The bad boy <u>spat</u> on me. Did you see the bad boy <u>spit</u> on me? You must not <u>spit</u> . It is bad to <u>spit</u> . It is bad to <u>spit</u> on me. My mom will be mad. My mom will be mad if you <u>spit</u> on me. My mom will <u>spank</u> you. My mom will <u>spank</u> you if you <u>spit</u> on me.				





## THURSDAY

	LOOK & SAY	soil	mixed	own	round	night
	READ	 <p>Lungi sat. Lungi sat and mixed the soil. She mixed the soil into a round pot. The pot will dry. The round pot will dry in the night. Lungi will be happy. She will be happy with the pot. She will sing when she sees the pot. She must not crack the pot. She must not crack the round pot. She will bring the round pot to mom.</p>				



## FRIDAY

	LOOK & SAY	soil	mixed	own	round	night
	DRAW & WRITE	<p>1. I <u>spin</u> in the wet soil. 2. Lungi mixed the soil.</p>				





MONDAY

	LOOK & SAY	soil	mixed	own	round	night
	SOUND OUT	spill	spell	spank	spunk	
		spit	spat	spin	spot	
	★	I <u>spin</u> . I <u>spin</u> on the <u>spot</u> . It is fun. It is fun to <u>spin</u> on the <u>spot</u> . Can you <u>spin</u> on the <u>spot</u> ?				
	READ	I will <u>spin</u> . I will <u>spin</u> on the <u>spot</u> . I will <u>spin</u> on the <u>spot</u> in the soil. I will <u>spin</u> on the <u>spot</u> in the wet soil. I will be wet. I will be slimy. My mom will be sad. She will be sad if I spin in the soil and get wet and slimy. I will not spin. I will not spin in the wet soil.				




TUESDAY

	WRITE	Copy the  and  words from Monday into your exercise books.				
---	-------	--	--	--	--	--



WEDNESDAY

	LOOK & SAY	soil	mixed	own	round	night
	SOUND OUT	spill	spell	spank	spunk	
		spit	spat	spin	spot	
	★	I can <u>spit</u> . I <u>spat</u> . My mom is mad. She can <u>spank</u> me. She can <u>spank</u> me if I <u>spit</u> .				
	READ	The boy is bad. Did you see the bad boy? The bad boy <u>spat</u> on me. Did you see the bad boy <u>spit</u> on me? You must not <u>spit</u> . It is bad to <u>spit</u> . It is bad to <u>spit</u> on me. My mom will be mad. My mom will be mad if you <u>spit</u> on me. My mom will <u>spank</u> you. My mom will <u>spank</u> you if you <u>spit</u> on me.				





## THURSDAY

	LOOK & SAY	soil	mixed	own	round	night
	READ	 <p>Lungi sat. Lungi sat and mixed the soil. She mixed the soil into a round pot. The pot will dry. The round pot will dry in the night. Lungi will be happy. She will be happy with the pot. She will sing when she sees the pot. She must not crack the pot. She must not crack the round pot. She will bring the round pot to mom.</p>				


## FRIDAY

	LOOK & SAY	soil	mixed	own	round	night
	DRAW & WRITE	<p>1. I <u>spin</u> in the wet soil. 2. Lungi mixed the soil.</p>				





MONDAY

	LOOK & SAY	soil	mixed	own	round	night
	SOUND OUT	spill	spell	spank	spunk	
		spit	spat	spin	spot	
	★	I <u>spin</u> . I <u>spin</u> on the <u>spot</u> . It is fun. It is fun to <u>spin</u> on the <u>spot</u> . Can you <u>spin</u> on the <u>spot</u> ?				
	READ	I will <u>spin</u> . I will <u>spin</u> on the <u>spot</u> . I will <u>spin</u> on the <u>spot</u> in the soil. I will <u>spin</u> on the <u>spot</u> in the wet soil. I will be wet. I will be slimy. My mom will be sad. She will be sad if I spin in the soil and get wet and slimy. I will not spin. I will not spin in the wet soil.				




TUESDAY

	WRITE	Copy the  and  words from Monday into your exercise books.				
---	-------	--	--	--	--	--



WEDNESDAY

	LOOK & SAY	soil	mixed	own	round	night
	SOUND OUT	spill	spell	spank	spunk	
		spit	spat	spin	spot	
	★	I can <u>spit</u> . I <u>spat</u> . My mom is mad. She can <u>spank</u> me. She can <u>spank</u> me if I <u>spit</u> .				
	READ	The boy is bad. Did you see the bad boy? The bad boy <u>spat</u> on me. Did you see the bad boy <u>spit</u> on me? You must not <u>spit</u> . It is bad to <u>spit</u> . It is bad to <u>spit</u> on me. My mom will be mad. My mom will be mad if you <u>spit</u> on me. My mom will <u>spank</u> you. My mom will <u>spank</u> you if you <u>spit</u> on me.				





## THURSDAY

	LOOK & SAY	soil	mixed	own	round	night
	READ	 <p>Lungi sat. Lungi sat and mixed the soil. She mixed the soil into a round pot. The pot will dry. The round pot will dry in the night. Lungi will be happy. She will be happy with the pot. She will sing when she sees the pot. She must not crack the pot. She must not crack the round pot. She will bring the round pot to mom.</p>				



## FRIDAY

	LOOK & SAY	soil	mixed	own	round	night
	DRAW & WRITE	<p>1. I <u>spin</u> in the wet soil. 2. Lungi mixed the soil.</p>				





MONDAY

	LOOK & SAY	soil	mixed	own	round	night
	SOUND OUT	spill	spell	spank	spunk	
		spit	spat	spin	spot	
	★	I <u>spin</u> . I <u>spin</u> on the <u>spot</u> . It is fun. It is fun to <u>spin</u> on the <u>spot</u> . Can you <u>spin</u> on the <u>spot</u> ?				
	READ	I will <u>spin</u> . I will <u>spin</u> on the <u>spot</u> . I will <u>spin</u> on the <u>spot</u> in the soil. I will <u>spin</u> on the <u>spot</u> in the wet soil. I will be wet. I will be slimy. My mom will be sad. She will be sad if I spin in the soil and get wet and slimy. I will not spin. I will not spin in the wet soil.				

TUESDAY




	WRITE	Copy the  and  words from Monday into your exercise books.				
---	-------	--	--	--	--	--

WEDNESDAY



	LOOK & SAY	soil	mixed	own	round	night
	SOUND OUT	spill	spell	spank	spunk	
		spit	spat	spin	spot	
	★	I can <u>spit</u> . I <u>spat</u> . My mom is mad. She can <u>spank</u> me. She can <u>spank</u> me if I <u>spit</u> .				
	READ	The boy is bad. Did you see the bad boy? The bad boy <u>spat</u> on me. Did you see the bad boy <u>spit</u> on me? You must not <u>spit</u> . It is bad to <u>spit</u> . It is bad to <u>spit</u> on me. My mom will be mad. My mom will be mad if you <u>spit</u> on me. My mom will <u>spank</u> you. My mom will <u>spank</u> you if you <u>spit</u> on me.				







## THURSDAY

	LOOK & SAY	soil	mixed	own	round	night
	READ	 <p>Lungi sat. Lungi sat and mixed the soil. She mixed the soil into a round pot. The pot will dry. The round pot will dry in the night. Lungi will be happy. She will be happy with the pot. She will sing when she sees the pot. She must not crack the pot. She must not crack the round pot. She will bring the round pot to mom.</p>				


## FRIDAY

	LOOK & SAY	soil	mixed	own	round	night
	DRAW & WRITE	<p>1. I <u>spin</u> in the wet soil. 2. Lungi mixed the soil.</p>				





MONDAY

	LOOK & SAY	soil	mixed	own	round	night
	SOUND OUT	spill	spell	spank	spunk	
		spit	spat	spin	spot	
	★	I <u>spin</u> . I <u>spin</u> on the <u>spot</u> . It is fun. It is fun to <u>spin</u> on the <u>spot</u> . Can you <u>spin</u> on the <u>spot</u> ?				
	READ	I will <u>spin</u> . I will <u>spin</u> on the <u>spot</u> . I will <u>spin</u> on the <u>spot</u> in the soil. I will <u>spin</u> on the <u>spot</u> in the wet soil. I will be wet. I will be slimy. My mom will be sad. She will be sad if I spin in the soil and get wet and slimy. I will not spin. I will not spin in the wet soil.				




TUESDAY

	WRITE	Copy the  and  words from Monday into your exercise books.				
---	-------	--	--	--	--	--



WEDNESDAY

	LOOK & SAY	soil	mixed	own	round	night
	SOUND OUT	spill	spell	spank	spunk	
		spit	spat	spin	spot	
	★	I can <u>spit</u> . I <u>spat</u> . My mom is mad. She can <u>spank</u> me. She can <u>spank</u> me if I <u>spit</u> .				
	READ	The boy is bad. Did you see the bad boy? The bad boy <u>spat</u> on me. Did you see the bad boy <u>spit</u> on me? You must not <u>spit</u> . It is bad to <u>spit</u> . It is bad to <u>spit</u> on me. My mom will be mad. My mom will be mad if you <u>spit</u> on me. My mom will <u>spank</u> you. My mom will <u>spank</u> you if you <u>spit</u> on me.				





## THURSDAY

	LOOK & SAY	soil	mixed	own	round	night
	READ	 <p>Lungi sat. Lungi sat and mixed the soil. She mixed the soil into a round pot. The pot will dry. The round pot will dry in the night. Lungi will be happy. She will be happy with the pot. She will sing when she sees the pot. She must not crack the pot. She must not crack the round pot. She will bring the round pot to mom.</p>				



## FRIDAY

	LOOK & SAY	soil	mixed	own	round	night
	DRAW & WRITE	<p>1. I <u>spin</u> in the wet soil. 2. Lungi mixed the soil.</p>				





MONDAY

	LOOK & SAY	soil	mixed	own	round	night
	SOUND OUT	spill	spell	spank	spunk	
		spit	spat	spin	spot	
	★	I <u>spin</u> . I <u>spin</u> on the <u>spot</u> . It is fun. It is fun to <u>spin</u> on the <u>spot</u> . Can you <u>spin</u> on the <u>spot</u> ?				
	READ	I will <u>spin</u> . I will <u>spin</u> on the <u>spot</u> . I will <u>spin</u> on the <u>spot</u> in the soil. I will <u>spin</u> on the <u>spot</u> in the wet soil. I will be wet. I will be slimy. My mom will be sad. She will be sad if I spin in the soil and get wet and slimy. I will not spin. I will not spin in the wet soil.				




TUESDAY

	WRITE	Copy the  and  words from Monday into your exercise books.				
---	-------	--	--	--	--	--



WEDNESDAY

	LOOK & SAY	soil	mixed	own	round	night
	SOUND OUT	spill	spell	spank	spunk	
		spit	spat	spin	spot	
	★	I can <u>spit</u> . I <u>spat</u> . My mom is mad. She can <u>spank</u> me. She can <u>spank</u> me if I <u>spit</u> .				
	READ	The boy is bad. Did you see the bad boy? The bad boy <u>spat</u> on me. Did you see the bad boy <u>spit</u> on me? You must not <u>spit</u> . It is bad to <u>spit</u> . It is bad to <u>spit</u> on me. My mom will be mad. My mom will be mad if you <u>spit</u> on me. My mom will <u>spank</u> you. My mom will <u>spank</u> you if you <u>spit</u> on me.				





## THURSDAY

	LOOK & SAY	soil	mixed	own	round	night
	READ	 <p>Lungi sat. Lungi sat and mixed the soil. She mixed the soil into a round pot. The pot will dry. The round pot will dry in the night. Lungi will be happy. She will be happy with the pot. She will sing when she sees the pot. She must not crack the pot. She must not crack the round pot. She will bring the round pot to mom.</p>				


## FRIDAY

	LOOK & SAY	soil	mixed	own	round	night
	DRAW & WRITE	<p>1. I <u>spin</u> in the wet soil. 2. Lungi mixed the soil.</p>				





MONDAY

	LOOK & SAY	soil	mixed	own	round	night
	SOUND OUT	spill	spell	spank	spunk	
		spit	spat	spin	spot	
	★	I <u>spin</u> . I <u>spin</u> on the <u>spot</u> . It is fun. It is fun to <u>spin</u> on the <u>spot</u> . Can you <u>spin</u> on the <u>spot</u> ?				
	READ	I will <u>spin</u> . I will <u>spin</u> on the <u>spot</u> . I will <u>spin</u> on the <u>spot</u> in the soil. I will <u>spin</u> on the <u>spot</u> in the wet soil. I will be wet. I will be slimy. My mom will be sad. She will be sad if I spin in the soil and get wet and slimy. I will not spin. I will not spin in the wet soil.				




TUESDAY

	WRITE	Copy the  and  words from Monday into your exercise books.				
---	-------	--	--	--	--	--



WEDNESDAY

	LOOK & SAY	soil	mixed	own	round	night
	SOUND OUT	spill	spell	spank	spunk	
		spit	spat	spin	spot	
	★	I can <u>spit</u> . I <u>spat</u> . My mom is mad. She can <u>spank</u> me. She can <u>spank</u> me if I <u>spit</u> .				
	READ	The boy is bad. Did you see the bad boy? The bad boy <u>spat</u> on me. Did you see the bad boy <u>spit</u> on me? You must not <u>spit</u> . It is bad to <u>spit</u> . It is bad to <u>spit</u> on me. My mom will be mad. My mom will be mad if you <u>spit</u> on me. My mom will <u>spank</u> you. My mom will <u>spank</u> you if you <u>spit</u> on me.				





## THURSDAY

	LOOK & SAY	soil	mixed	own	round	night
	READ	 <p>Lungi sat. Lungi sat and mixed the soil. She mixed the soil into a round pot. The pot will dry. The round pot will dry in the night. Lungi will be happy. She will be happy with the pot. She will sing when she sees the pot. She must not crack the pot. She must not crack the round pot. She will bring the round pot to mom.</p>				



## FRIDAY

	LOOK & SAY	soil	mixed	own	round	night
	DRAW & WRITE	<p>1. I <u>spin</u> in the wet soil. 2. Lungi mixed the soil.</p>				





MONDAY

	LOOK & SAY	soil	mixed	own	round	night
	SOUND OUT	spill	spell	spank	spunk	
		spit	spat	spin	spot	
	★	I <u>spin</u> . I <u>spin</u> on the <u>spot</u> . It is fun. It is fun to <u>spin</u> on the <u>spot</u> . Can you <u>spin</u> on the <u>spot</u> ?				
	READ	I will <u>spin</u> . I will <u>spin</u> on the <u>spot</u> . I will <u>spin</u> on the <u>spot</u> in the soil. I will <u>spin</u> on the <u>spot</u> in the wet soil. I will be wet. I will be slimy. My mom will be sad. She will be sad if I spin in the soil and get wet and slimy. I will not spin. I will not spin in the wet soil.				

TUESDAY




	WRITE	Copy the  and  words from Monday into your exercise books.				
---	-------	--	--	--	--	--

WEDNESDAY



	LOOK & SAY	soil	mixed	own	round	night
	SOUND OUT	spill	spell	spank	spunk	
		spit	spat	spin	spot	
	★	I can <u>spit</u> . I <u>spat</u> . My mom is mad. She can <u>spank</u> me. She can <u>spank</u> me if I <u>spit</u> .				
	READ	The boy is bad. Did you see the bad boy? The bad boy <u>spat</u> on me. Did you see the bad boy <u>spit</u> on me? You must not <u>spit</u> . It is bad to <u>spit</u> . It is bad to <u>spit</u> on me. My mom will be mad. My mom will be mad if you <u>spit</u> on me. My mom will <u>spank</u> you. My mom will <u>spank</u> you if you <u>spit</u> on me.				







## THURSDAY

	LOOK & SAY	soil	mixed	own	round	night
	READ	 <p>Lungi sat. Lungi sat and mixed the soil. She mixed the soil into a round pot. The pot will dry. The round pot will dry in the night. Lungi will be happy. She will be happy with the pot. She will sing when she sees the pot. She must not crack the pot. She must not crack the round pot. She will bring the round pot to mom.</p>				


## FRIDAY

	LOOK & SAY	soil	mixed	own	round	night
	DRAW & WRITE	<p>1. I <u>spin</u> in the wet soil. 2. Lungi mixed the soil.</p>				





MONDAY

	LOOK & SAY	soil	mixed	own	round	night
	SOUND OUT	spill	spell	spank	spunk	
		spit	spat	spin	spot	
	★	I <u>spin</u> . I <u>spin</u> on the <u>spot</u> . It is fun. It is fun to <u>spin</u> on the <u>spot</u> . Can you <u>spin</u> on the <u>spot</u> ?				
	READ	I will <u>spin</u> . I will <u>spin</u> on the <u>spot</u> . I will <u>spin</u> on the <u>spot</u> in the soil. I will <u>spin</u> on the <u>spot</u> in the wet soil. I will be wet. I will be slimy. My mom will be sad. She will be sad if I spin in the soil and get wet and slimy. I will not spin. I will not spin in the wet soil.				




TUESDAY

	WRITE	Copy the  and  words from Monday into your exercise books.				
---	-------	--	--	--	--	--



WEDNESDAY

	LOOK & SAY	soil	mixed	own	round	night
	SOUND OUT	spill	spell	spank	spunk	
		spit	spat	spin	spot	
	★	I can <u>spit</u> . I <u>spat</u> . My mom is mad. She can <u>spank</u> me. She can <u>spank</u> me if I <u>spit</u> .				
	READ	The boy is bad. Did you see the bad boy? The bad boy <u>spat</u> on me. Did you see the bad boy <u>spit</u> on me? You must not <u>spit</u> . It is bad to <u>spit</u> . It is bad to <u>spit</u> on me. My mom will be mad. My mom will be mad if you <u>spit</u> on me. My mom will <u>spank</u> you. My mom will <u>spank</u> you if you <u>spit</u> on me.				





## THURSDAY

	LOOK & SAY	soil	mixed	own	round	night
	READ	 <p>Lungi sat. Lungi sat and mixed the soil. She mixed the soil into a round pot. The pot will dry. The round pot will dry in the night. Lungi will be happy. She will be happy with the pot. She will sing when she sees the pot. She must not crack the pot. She must not crack the round pot. She will bring the round pot to mom.</p>				



## FRIDAY

	LOOK & SAY	soil	mixed	own	round	night
	DRAW & WRITE	<p>1. I <u>spin</u> in the wet soil. 2. Lungi mixed the soil.</p>				





MONDAY

	LOOK & SAY	soil	mixed	own	round	night
	SOUND OUT	spill	spell	spank	spunk	
		spit	spat	spin	spot	
	★	I <u>spin</u> . I <u>spin</u> on the <u>spot</u> . It is fun. It is fun to <u>spin</u> on the <u>spot</u> . Can you <u>spin</u> on the <u>spot</u> ?				
	READ	I will <u>spin</u> . I will <u>spin</u> on the <u>spot</u> . I will <u>spin</u> on the <u>spot</u> in the soil. I will <u>spin</u> on the <u>spot</u> in the wet soil. I will be wet. I will be slimy. My mom will be sad. She will be sad if I spin in the soil and get wet and slimy. I will not spin. I will not spin in the wet soil.				




TUESDAY

	WRITE	Copy the  and  words from Monday into your exercise books.				
---	-------	--	--	--	--	--



WEDNESDAY

	LOOK & SAY	soil	mixed	own	round	night
	SOUND OUT	spill	spell	spank	spunk	
		spit	spat	spin	spot	
	★	I can <u>spit</u> . I <u>spat</u> . My mom is mad. She can <u>spank</u> me. She can <u>spank</u> me if I <u>spit</u> .				
	READ	The boy is bad. Did you see the bad boy? The bad boy <u>spat</u> on me. Did you see the bad boy <u>spit</u> on me? You must not <u>spit</u> . It is bad to <u>spit</u> . It is bad to <u>spit</u> on me. My mom will be mad. My mom will be mad if you <u>spit</u> on me. My mom will <u>spank</u> you. My mom will <u>spank</u> you if you <u>spit</u> on me.				





## THURSDAY

	LOOK & SAY	soil	mixed	own	round	night
	READ	 <p>Lungi sat. Lungi sat and mixed the soil. She mixed the soil into a round pot. The pot will dry. The round pot will dry in the night. Lungi will be happy. She will be happy with the pot. She will sing when she sees the pot. She must not crack the pot. She must not crack the round pot. She will bring the round pot to mom.</p>				


## FRIDAY

	LOOK & SAY	soil	mixed	own	round	night
	DRAW & WRITE	<p>1. I <u>spin</u> in the wet soil. 2. Lungi mixed the soil.</p>				





MONDAY

	LOOK & SAY	soil	mixed	own	round	night
	SOUND OUT	spill	spell	spank	spunk	
		spit	spat	spin	spot	
	★	I <u>spin</u> . I <u>spin</u> on the <u>spot</u> . It is fun. It is fun to <u>spin</u> on the <u>spot</u> . Can you <u>spin</u> on the <u>spot</u> ?				
	READ	I will <u>spin</u> . I will <u>spin</u> on the <u>spot</u> . I will <u>spin</u> on the <u>spot</u> in the soil. I will <u>spin</u> on the <u>spot</u> in the wet soil. I will be wet. I will be slimy. My mom will be sad. She will be sad if I spin in the soil and get wet and slimy. I will not spin. I will not spin in the wet soil.				




TUESDAY

	WRITE	Copy the  and  words from Monday into your exercise books.				
---	-------	--	--	--	--	--



WEDNESDAY

	LOOK & SAY	soil	mixed	own	round	night
	SOUND OUT	spill	spell	spank	spunk	
		spit	spat	spin	spot	
	★	I can <u>spit</u> . I <u>spat</u> . My mom is mad. She can <u>spank</u> me. She can <u>spank</u> me if I <u>spit</u> .				
	READ	The boy is bad. Did you see the bad boy? The bad boy <u>spat</u> on me. Did you see the bad boy <u>spit</u> on me? You must not <u>spit</u> . It is bad to <u>spit</u> . It is bad to <u>spit</u> on me. My mom will be mad. My mom will be mad if you <u>spit</u> on me. My mom will <u>spank</u> you. My mom will <u>spank</u> you if you <u>spit</u> on me.				





## THURSDAY

	LOOK & SAY	soil	mixed	own	round	night
	READ	 <p>Lungi sat. Lungi sat and mixed the soil. She mixed the soil into a round pot. The pot will dry. The round pot will dry in the night. Lungi will be happy. She will be happy with the pot. She will sing when she sees the pot. She must not crack the pot. She must not crack the round pot. She will bring the round pot to mom.</p>				



## FRIDAY

	LOOK & SAY	soil	mixed	own	round	night
	DRAW & WRITE	<p>1. I <u>spin</u> in the wet soil. 2. Lungi mixed the soil.</p>				





MONDAY

	LOOK & SAY	soil	mixed	own	round	night
	SOUND OUT	spill	spell	spank	spunk	
		spit	spat	spin	spot	
	★	I <u>spin</u> . I <u>spin</u> on the <u>spot</u> . It is fun. It is fun to <u>spin</u> on the <u>spot</u> . Can you <u>spin</u> on the <u>spot</u> ?				
	READ	I will <u>spin</u> . I will <u>spin</u> on the <u>spot</u> . I will <u>spin</u> on the <u>spot</u> in the soil. I will <u>spin</u> on the <u>spot</u> in the wet soil. I will be wet. I will be slimy. My mom will be sad. She will be sad if I spin in the soil and get wet and slimy. I will not spin. I will not spin in the wet soil.				

TUESDAY




	WRITE	Copy the  and  words from Monday into your exercise books.				
---	-------	--	--	--	--	--

WEDNESDAY



	LOOK & SAY	soil	mixed	own	round	night
	SOUND OUT	spill	spell	spank	spunk	
		spit	spat	spin	spot	
	★	I can <u>spit</u> . I <u>spat</u> . My mom is mad. She can <u>spank</u> me. She can <u>spank</u> me if I <u>spit</u> .				
	READ	The boy is bad. Did you see the bad boy? The bad boy <u>spat</u> on me. Did you see the bad boy <u>spit</u> on me? You must not <u>spit</u> . It is bad to <u>spit</u> . It is bad to <u>spit</u> on me. My mom will be mad. My mom will be mad if you <u>spit</u> on me. My mom will <u>spank</u> you. My mom will <u>spank</u> you if you <u>spit</u> on me.				







## THURSDAY

	LOOK & SAY	soil	mixed	own	round	night
	READ	 <p>Lungi sat. Lungi sat and mixed the soil. She mixed the soil into a round pot. The pot will dry. The round pot will dry in the night. Lungi will be happy. She will be happy with the pot. She will sing when she sees the pot. She must not crack the pot. She must not crack the round pot. She will bring the round pot to mom.</p>				


## FRIDAY

	LOOK & SAY	soil	mixed	own	round	night
	DRAW & WRITE	<p>1. I <u>spin</u> in the wet soil. 2. Lungi mixed the soil.</p>				





MONDAY

	LOOK & SAY	soil	mixed	own	round	night
	SOUND OUT	spill	spell	spank	spunk	
		spit	spat	spin	spot	
	★	I <u>spin</u> . I <u>spin</u> on the <u>spot</u> . It is fun. It is fun to <u>spin</u> on the <u>spot</u> . Can you <u>spin</u> on the <u>spot</u> ?				
	READ	I will <u>spin</u> . I will <u>spin</u> on the <u>spot</u> . I will <u>spin</u> on the <u>spot</u> in the soil. I will <u>spin</u> on the <u>spot</u> in the wet soil. I will be wet. I will be slimy. My mom will be sad. She will be sad if I spin in the soil and get wet and slimy. I will not spin. I will not spin in the wet soil.				




TUESDAY

	WRITE	Copy the  and  words from Monday into your exercise books.				
---	-------	--	--	--	--	--



WEDNESDAY

	LOOK & SAY	soil	mixed	own	round	night
	SOUND OUT	spill	spell	spank	spunk	
		spit	spat	spin	spot	
	★	I can <u>spit</u> . I <u>spat</u> . My mom is mad. She can <u>spank</u> me. She can <u>spank</u> me if I <u>spit</u> .				
	READ	The boy is bad. Did you see the bad boy? The bad boy <u>spat</u> on me. Did you see the bad boy <u>spit</u> on me? You must not <u>spit</u> . It is bad to <u>spit</u> . It is bad to <u>spit</u> on me. My mom will be mad. My mom will be mad if you <u>spit</u> on me. My mom will <u>spank</u> you. My mom will <u>spank</u> you if you <u>spit</u> on me.				





## THURSDAY

	LOOK & SAY	soil	mixed	own	round	night
	READ	 <p>Lungi sat. Lungi sat and mixed the soil. She mixed the soil into a round pot. The pot will dry. The round pot will dry in the night. Lungi will be happy. She will be happy with the pot. She will sing when she sees the pot. She must not crack the pot. She must not crack the round pot. She will bring the round pot to mom.</p>				



## FRIDAY

	LOOK & SAY	soil	mixed	own	round	night
	DRAW & WRITE	<p>1. I <u>spin</u> in the wet soil. 2. Lungi mixed the soil.</p>				





MONDAY

	LOOK & SAY	soil	mixed	own	round	night
	SOUND OUT	spill	spell	spank	spunk	
		spit	spat	spin	spot	
	★	I <u>spin</u> . I <u>spin</u> on the <u>spot</u> . It is fun. It is fun to <u>spin</u> on the <u>spot</u> . Can you <u>spin</u> on the <u>spot</u> ?				
	READ	I will <u>spin</u> . I will <u>spin</u> on the <u>spot</u> . I will <u>spin</u> on the <u>spot</u> in the soil. I will <u>spin</u> on the <u>spot</u> in the wet soil. I will be wet. I will be slimy. My mom will be sad. She will be sad if I spin in the soil and get wet and slimy. I will not spin. I will not spin in the wet soil.				




TUESDAY

	WRITE	Copy the  and  words from Monday into your exercise books.				
---	-------	--	--	--	--	--



WEDNESDAY

	LOOK & SAY	soil	mixed	own	round	night
	SOUND OUT	spill	spell	spank	spunk	
		spit	spat	spin	spot	
	★	I can <u>spit</u> . I <u>spat</u> . My mom is mad. She can <u>spank</u> me. She can <u>spank</u> me if I <u>spit</u> .				
	READ	The boy is bad. Did you see the bad boy? The bad boy <u>spat</u> on me. Did you see the bad boy <u>spit</u> on me? You must not <u>spit</u> . It is bad to <u>spit</u> . It is bad to <u>spit</u> on me. My mom will be mad. My mom will be mad if you <u>spit</u> on me. My mom will <u>spank</u> you. My mom will <u>spank</u> you if you <u>spit</u> on me.				





## THURSDAY

	LOOK & SAY	soil	mixed	own	round	night
	READ	 <p>Lungi sat. Lungi sat and mixed the soil. She mixed the soil into a round pot. The pot will dry. The round pot will dry in the night. Lungi will be happy. She will be happy with the pot. She will sing when she sees the pot. She must not crack the pot. She must not crack the round pot. She will bring the round pot to mom.</p>				


## FRIDAY

	LOOK & SAY	soil	mixed	own	round	night
	DRAW & WRITE	<p>1. I <u>spin</u> in the wet soil. 2. Lungi mixed the soil.</p>				





MONDAY

	LOOK & SAY	soil	mixed	own	round	night
	SOUND OUT	spill	spell	spank	spunk	
		spit	spat	spin	spot	
	★	I <u>spin</u> . I <u>spin</u> on the <u>spot</u> . It is fun. It is fun to <u>spin</u> on the <u>spot</u> . Can you <u>spin</u> on the <u>spot</u> ?				
	READ	I will <u>spin</u> . I will <u>spin</u> on the <u>spot</u> . I will <u>spin</u> on the <u>spot</u> in the soil. I will <u>spin</u> on the <u>spot</u> in the wet soil. I will be wet. I will be slimy. My mom will be sad. She will be sad if I spin in the soil and get wet and slimy. I will not spin. I will not spin in the wet soil.				




TUESDAY

	WRITE	Copy the  and  words from Monday into your exercise books.				
---	-------	--	--	--	--	--



WEDNESDAY

	LOOK & SAY	soil	mixed	own	round	night
	SOUND OUT	spill	spell	spank	spunk	
		spit	spat	spin	spot	
	★	I can <u>spit</u> . I <u>spat</u> . My mom is mad. She can <u>spank</u> me. She can <u>spank</u> me if I <u>spit</u> .				
	READ	The boy is bad. Did you see the bad boy? The bad boy <u>spat</u> on me. Did you see the bad boy <u>spit</u> on me? You must not <u>spit</u> . It is bad to <u>spit</u> . It is bad to <u>spit</u> on me. My mom will be mad. My mom will be mad if you <u>spit</u> on me. My mom will <u>spank</u> you. My mom will <u>spank</u> you if you <u>spit</u> on me.				






## THURSDAY

	LOOK & SAY	soil	mixed	own	round	night
	READ	 <p>Lungi sat. Lungi sat and mixed the soil. She mixed the soil into a round pot. The pot will dry. The round pot will dry in the night. Lungi will be happy. She will be happy with the pot. She will sing when she sees the pot. She must not crack the pot. She must not crack the round pot. She will bring the round pot to mom.</p>				




## FRIDAY

	LOOK & SAY	soil	mixed	own	round	night
	DRAW & WRITE	<p>1. I <u>spin</u> in the wet soil. 2. Lungi mixed the soil.</p>				






## MONDAY

	LOOK & SAY	rain	woke	ruined	dance	first
	SOUND OUT	pool	fool	tool	drool	
		spoon	soon	moon	loon	
	★	I see the <u>pool</u> . I see the <u>moon</u> . I see the <u>tool</u> . I see the <u>pool</u> and the <u>moon</u> and the <u>tool</u> .				
 	READ	Do you see the <u>moon</u> ? Do you see the <u>spoon</u> on the <u>moon</u> ? Do not be a <u>fool</u> . <u>Spoons</u> are not on the <u>moon</u> . Do you see the <u>moon</u> ? Do you see the <u>pool</u> on the <u>moon</u> ? Do not be a <u>fool</u> . <u>Pools</u> are not on the <u>moon</u> . <u>Spoons</u> and <u>pools</u> are not on the <u>moon</u> . Can a <u>loon</u> reach the <u>moon</u> ? Do not be a <u>fool</u> . <u>Loons</u> cannot reach the <u>moon</u> !				

## TUESDAY





	WRITE	Copy the  and  words from Monday into your exercise books.				
---	-------	--	--	--	--	--

## WEDNESDAY



	LOOK & SAY	rain	woke	ruined	dance	first
	SOUND OUT	pool	fool	tool	drool	
		spoon	soon	moon	loon	
	★	I can see a <u>spoon</u> . I need a <u>spoon</u> . I need a <u>spoon soon</u> . Can you see the <u>spoon</u> ? Do you need a <u>spoon</u> ?				
 	READ	The dog will drink. The dog will drink from the <u>pool</u> . The dog will <u>soon</u> drink from the <u>pool</u> . The dog will <u>drool</u> in the <u>pool</u> . The dog will <u>drool</u> in the <u>pool soon</u> . Do not be a <u>loon</u> . The dog will not drink. The dog will not drink from the <u>pool</u> . The dog will not <u>drool</u> in the <u>pool</u> . The dog will not <u>drool</u> in the <u>pool soon</u> .				








## THURSDAY

	LOOK & SAY	rain	woke	ruined	dance	first
 	READ	 <p>Lungi sits with her grandmother. She tells lungi a story. When she woke up she was sad. Her first pot was ruined. It was ruined in the rain. It was ruined in the rain in the night. She did not bring the round pot in her home. You must not let the pot get wet. It will be ruined if it gets wet.</p>				




## FRIDAY

	LOOK & SAY	rain	woke	ruined	dance	first
	DRAW & WRITE	<p>1. Do you see the <u>spoon</u> on the <u>moon</u>?</p> <p>2. The pot was ruined in the rain.</p>				






## MONDAY

	LOOK & SAY	rain	woke	ruined	dance	first
	SOUND OUT	pool	fool	tool	drool	
		spoon	soon	moon	loon	
	★	I see the <u>pool</u> . I see the <u>moon</u> . I see the <u>tool</u> . I see the <u>pool</u> and the <u>moon</u> and the <u>tool</u> .				
 	READ	Do you see the <u>moon</u> ? Do you see the <u>spoon</u> on the <u>moon</u> ? Do not be a <u>fool</u> . <u>Spoons</u> are not on the <u>moon</u> . Do you see the <u>moon</u> ? Do you see the <u>pool</u> on the <u>moon</u> ? Do not be a <u>fool</u> . <u>Pools</u> are not on the <u>moon</u> . <u>Spoons</u> and <u>pools</u> are not on the <u>moon</u> . Can a <u>loon</u> reach the <u>moon</u> ? Do not be a <u>fool</u> . <u>Loons</u> cannot reach the <u>moon</u> !				





## TUESDAY

	WRITE	Copy the  and  words from Monday into your exercise books.
---	-------	--



## WEDNESDAY

	LOOK & SAY	rain	woke	ruined	dance	first
	SOUND OUT	pool	fool	tool	drool	
		spoon	soon	moon	loon	
	★	I can see a <u>spoon</u> . I need a <u>spoon</u> . I need a <u>spoon soon</u> . Can you see the <u>spoon</u> ? Do you need a <u>spoon</u> ?				
 	READ	The dog will drink. The dog will drink from the <u>pool</u> . The dog will <u>soon</u> drink from the <u>pool</u> . The dog will <u>drool</u> in the <u>pool</u> . The dog will <u>drool</u> in the <u>pool soon</u> . Do not be a <u>loon</u> . The dog will not drink. The dog will not drink from the <u>pool</u> . The dog will not <u>drool</u> in the <u>pool</u> . The dog will not <u>drool</u> in the <u>pool soon</u> .				






## THURSDAY

	LOOK & SAY	rain	woke	ruined	dance	first
 	READ	 <p>Lungi sits with her grandmother. She tells lungi a story. When she woke up she was sad. Her first pot was ruined. It was ruined in the rain. It was ruined in the rain in the night. She did not bring the round pot in her home. You must not let the pot get wet. It will be ruined if it gets wet.</p>				




## FRIDAY

	LOOK & SAY	rain	woke	ruined	dance	first
	DRAW & WRITE	<p>1. Do you see the <u>spoon</u> on the <u>moon</u>?</p> <p>2. The pot was ruined in the rain.</p>				





## MONDAY

	LOOK & SAY	rain	woke	ruined	dance	first
	SOUND OUT	pool	fool	tool	drool	
		spoon	soon	moon	loon	
	★	I see the <u>pool</u> . I see the <u>moon</u> . I see the <u>tool</u> . I see the <u>pool</u> and the <u>moon</u> and the <u>tool</u> .				
 	READ	Do you see the <u>moon</u> ? Do you see the <u>spoon</u> on the <u>moon</u> ? Do not be a <u>fool</u> . <u>Spoons</u> are not on the <u>moon</u> . Do you see the <u>moon</u> ? Do you see the <u>pool</u> on the <u>moon</u> ? Do not be a <u>fool</u> . <u>Pools</u> are not on the <u>moon</u> . <u>Spoons</u> and <u>pools</u> are not on the <u>moon</u> . Can a <u>loon</u> reach the <u>moon</u> ? Do not be a <u>fool</u> . <u>Loons</u> cannot reach the <u>moon</u> !				





## TUESDAY

	WRITE	Copy the  and  words from Monday into your exercise books.
---	-------	--



## WEDNESDAY

	LOOK & SAY	rain	woke	ruined	dance	first
	SOUND OUT	pool	fool	tool	drool	
		spoon	soon	moon	loon	
	★	I can see a <u>spoon</u> . I need a <u>spoon</u> . I need a <u>spoon soon</u> . Can you see the <u>spoon</u> ? Do you need a <u>spoon</u> ?				
	READ	The dog will drink. The dog will drink from the <u>pool</u> . The dog will <u>soon</u> drink from the <u>pool</u> . The dog will <u>drool</u> in the <u>pool</u> . The dog will <u>drool</u> in the <u>pool soon</u> . Do not be a <u>loon</u> . The dog will not drink. The dog will not drink from the <u>pool</u> . The dog will not <u>drool</u> in the <u>pool</u> . The dog will not <u>drool</u> in the <u>pool soon</u> .				






## THURSDAY

	LOOK & SAY	rain	woke	ruined	dance	first
 	READ	 <p>Lungi sits with her grandmother. She tells lungi a story. When she woke up she was sad. Her first pot was ruined. It was ruined in the rain. It was ruined in the rain in the night. She did not bring the round pot in her home. You must not let the pot get wet. It will be ruined if it gets wet.</p>				




## FRIDAY

	LOOK & SAY	rain	woke	ruined	dance	first
	DRAW & WRITE	<p>1. Do you see the <u>spoon</u> on the <u>moon</u>?</p> <p>2. The pot was ruined in the rain.</p>				






## MONDAY

	LOOK & SAY	rain	woke	ruined	dance	first
	SOUND OUT	pool	fool	tool	drool	
		spoon	soon	moon	loon	
	★	I see the <u>pool</u> . I see the <u>moon</u> . I see the <u>tool</u> . I see the <u>pool</u> and the <u>moon</u> and the <u>tool</u> .				
 	READ	Do you see the <u>moon</u> ? Do you see the <u>spoon</u> on the <u>moon</u> ? Do not be a <u>fool</u> . <u>Spoons</u> are not on the <u>moon</u> . Do you see the <u>moon</u> ? Do you see the <u>pool</u> on the <u>moon</u> ? Do not be a <u>fool</u> . <u>Pools</u> are not on the <u>moon</u> . <u>Spoons</u> and <u>pools</u> are not on the <u>moon</u> . Can a <u>loon</u> reach the <u>moon</u> ? Do not be a <u>fool</u> . <u>Loons</u> cannot reach the <u>moon</u> !				





## TUESDAY

	WRITE	Copy the  and  words from Monday into your exercise books.
---	-------	--



## WEDNESDAY

	LOOK & SAY	rain	woke	ruined	dance	first
	SOUND OUT	pool	fool	tool	drool	
		spoon	soon	moon	loon	
	★	I can see a <u>spoon</u> . I need a <u>spoon</u> . I need a <u>spoon soon</u> . Can you see the <u>spoon</u> ? Do you need a <u>spoon</u> ?				
 	READ	The dog will drink. The dog will drink from the <u>pool</u> . The dog will <u>soon</u> drink from the <u>pool</u> . The dog will <u>drool</u> in the <u>pool</u> . The dog will <u>drool</u> in the <u>pool soon</u> . Do not be a <u>loon</u> . The dog will not drink. The dog will not drink from the <u>pool</u> . The dog will not <u>drool</u> in the <u>pool</u> . The dog will not <u>drool</u> in the <u>pool soon</u> .				






## THURSDAY

	LOOK & SAY	rain	woke	ruined	dance	first
 	READ	 <p>Lungi sits with her grandmother. She tells lungi a story. When she woke up she was sad. Her first pot was ruined. It was ruined in the rain. It was ruined in the rain in the night. She did not bring the round pot in her home. You must not let the pot get wet. It will be ruined if it gets wet.</p>				




## FRIDAY

	LOOK & SAY	rain	woke	ruined	dance	first
	DRAW & WRITE	<p>1. Do you see the <u>spoon</u> on the <u>moon</u>?</p> <p>2. The pot was ruined in the rain.</p>				






## MONDAY

	LOOK & SAY	rain	woke	ruined	dance	first
	SOUND OUT	pool	fool	tool	drool	
		spoon	soon	moon	loon	
	★	I see the <u>pool</u> . I see the <u>moon</u> . I see the <u>tool</u> . I see the <u>pool</u> and the <u>moon</u> and the <u>tool</u> .				
 	READ	Do you see the <u>moon</u> ? Do you see the <u>spoon</u> on the <u>moon</u> ? Do not be a <u>fool</u> . <u>Spoons</u> are not on the <u>moon</u> . Do you see the <u>moon</u> ? Do you see the <u>pool</u> on the <u>moon</u> ? Do not be a <u>fool</u> . <u>Pools</u> are not on the <u>moon</u> . <u>Spoons</u> and <u>pools</u> are not on the <u>moon</u> . Can a <u>loon</u> reach the <u>moon</u> ? Do not be a <u>fool</u> . <u>Loons</u> cannot reach the <u>moon</u> !				

## TUESDAY





	WRITE	Copy the  and  words from Monday into your exercise books.				
---	-------	--	--	--	--	--

## WEDNESDAY



	LOOK & SAY	rain	woke	ruined	dance	first
	SOUND OUT	pool	fool	tool	drool	
		spoon	soon	moon	loon	
	★	I can see a <u>spoon</u> . I need a <u>spoon</u> . I need a <u>spoon soon</u> . Can you see the <u>spoon</u> ? Do you need a <u>spoon</u> ?				
 	READ	The dog will drink. The dog will drink from the <u>pool</u> . The dog will <u>soon</u> drink from the <u>pool</u> . The dog will <u>drool</u> in the <u>pool</u> . The dog will <u>drool</u> in the <u>pool soon</u> . Do not be a <u>loon</u> . The dog will not drink. The dog will not drink from the <u>pool</u> . The dog will not <u>drool</u> in the <u>pool</u> . The dog will not <u>drool</u> in the <u>pool soon</u> .				








## THURSDAY

	LOOK & SAY	rain	woke	ruined	dance	first
 	READ	 <p>Lungi sits with her grandmother. She tells lungi a story. When she woke up she was sad. Her first pot was ruined. It was ruined in the rain. It was ruined in the rain in the night. She did not bring the round pot in her home. You must not let the pot get wet. It will be ruined if it gets wet.</p>				




## FRIDAY

	LOOK & SAY	rain	woke	ruined	dance	first
	DRAW & WRITE	<p>1. Do you see the <u>spoon</u> on the <u>moon</u>?</p> <p>2. The pot was ruined in the rain.</p>				





## MONDAY

	LOOK & SAY	rain	woke	ruined	dance	first
	SOUND OUT	pool	fool	tool	drool	
		spoon	soon	moon	loon	
	★	I see the <u>pool</u> . I see the <u>moon</u> . I see the <u>tool</u> . I see the <u>pool</u> and the <u>moon</u> and the <u>tool</u> .				
 	READ	Do you see the <u>moon</u> ? Do you see the <u>spoon</u> on the <u>moon</u> ? Do not be a <u>fool</u> . <u>Spoons</u> are not on the <u>moon</u> . Do you see the <u>moon</u> ? Do you see the <u>pool</u> on the <u>moon</u> ? Do not be a <u>fool</u> . <u>Pools</u> are not on the <u>moon</u> . <u>Spoons</u> and <u>pools</u> are not on the <u>moon</u> . Can a <u>loon</u> reach the <u>moon</u> ? Do not be a <u>fool</u> . <u>Loons</u> cannot reach the <u>moon</u> !				





## TUESDAY

	WRITE	Copy the  and  words from Monday into your exercise books.
---	-------	--



## WEDNESDAY

	LOOK & SAY	rain	woke	ruined	dance	first
	SOUND OUT	pool	fool	tool	drool	
		spoon	soon	moon	loon	
	★	I can see a <u>spoon</u> . I need a <u>spoon</u> . I need a <u>spoon soon</u> . Can you see the <u>spoon</u> ? Do you need a <u>spoon</u> ?				
	READ	The dog will drink. The dog will drink from the <u>pool</u> . The dog will <u>soon</u> drink from the <u>pool</u> . The dog will <u>drool</u> in the <u>pool</u> . The dog will <u>drool</u> in the <u>pool soon</u> . Do not be a <u>loon</u> . The dog will not drink. The dog will not drink from the <u>pool</u> . The dog will not <u>drool</u> in the <u>pool</u> . The dog will not <u>drool</u> in the <u>pool soon</u> .				






## THURSDAY

	LOOK & SAY	rain	woke	ruined	dance	first
 	READ	 <p>Lungi sits with her grandmother. She tells lungi a story. When she woke up she was sad. Her first pot was ruined. It was ruined in the rain. It was ruined in the rain in the night. She did not bring the round pot in her home. You must not let the pot get wet. It will be ruined if it gets wet.</p>				




## FRIDAY

	LOOK & SAY	rain	woke	ruined	dance	first
	DRAW & WRITE	<p>1. Do you see the <u>spoon</u> on the <u>moon</u>?</p> <p>2. The pot was ruined in the rain.</p>				






## MONDAY

	LOOK & SAY	rain	woke	ruined	dance	first
	SOUND OUT	pool	fool	tool	drool	
		spoon	soon	moon	loon	
	★	I see the <u>pool</u> . I see the <u>moon</u> . I see the <u>tool</u> . I see the <u>pool</u> and the <u>moon</u> and the <u>tool</u> .				
 	READ	Do you see the <u>moon</u> ? Do you see the <u>spoon</u> on the <u>moon</u> ? Do not be a <u>fool</u> . <u>Spoons</u> are not on the <u>moon</u> . Do you see the <u>moon</u> ? Do you see the <u>pool</u> on the <u>moon</u> ? Do not be a <u>fool</u> . <u>Pools</u> are not on the <u>moon</u> . <u>Spoons</u> and <u>pools</u> are not on the <u>moon</u> . Can a <u>loon</u> reach the <u>moon</u> ? Do not be a <u>fool</u> . <u>Loons</u> cannot reach the <u>moon</u> !				





## TUESDAY

	WRITE	Copy the  and  words from Monday into your exercise books.				
---	-------	--	--	--	--	--



## WEDNESDAY

	LOOK & SAY	rain	woke	ruined	dance	first
	SOUND OUT	pool	fool	tool	drool	
		spoon	soon	moon	loon	
	★	I can see a <u>spoon</u> . I need a <u>spoon</u> . I need a <u>spoon soon</u> . Can you see the <u>spoon</u> ? Do you need a <u>spoon</u> ?				
 	READ	The dog will drink. The dog will drink from the <u>pool</u> . The dog will <u>soon</u> drink from the <u>pool</u> . The dog will <u>drool</u> in the <u>pool</u> . The dog will <u>drool</u> in the <u>pool soon</u> . Do not be a <u>loon</u> . The dog will not drink. The dog will not drink from the <u>pool</u> . The dog will not <u>drool</u> in the <u>pool</u> . The dog will not <u>drool</u> in the <u>pool soon</u> .				






## THURSDAY

	LOOK & SAY	rain	woke	ruined	dance	first
 	READ	 <p>Lungi sits with her grandmother. She tells lungi a story. When she woke up she was sad. Her first pot was ruined. It was ruined in the rain. It was ruined in the rain in the night. She did not bring the round pot in her home. You must not let the pot get wet. It will be ruined if it gets wet.</p>				




## FRIDAY

	LOOK & SAY	rain	woke	ruined	dance	first
	DRAW & WRITE	<p>1. Do you see the <u>spoon</u> on the <u>moon</u>?</p> <p>2. The pot was ruined in the rain.</p>				






## MONDAY

	LOOK & SAY	rain	woke	ruined	dance	first
	SOUND OUT	pool	fool	tool	drool	
		spoon	soon	moon	loon	
	★	I see the <u>pool</u> . I see the <u>moon</u> . I see the <u>tool</u> . I see the <u>pool</u> and the <u>moon</u> and the <u>tool</u> .				
 	READ	Do you see the <u>moon</u> ? Do you see the <u>spoon</u> on the <u>moon</u> ? Do not be a <u>fool</u> . <u>Spoons</u> are not on the <u>moon</u> . Do you see the <u>moon</u> ? Do you see the <u>pool</u> on the <u>moon</u> ? Do not be a <u>fool</u> . <u>Pools</u> are not on the <u>moon</u> . <u>Spoons</u> and <u>pools</u> are not on the <u>moon</u> . Can a <u>loon</u> reach the <u>moon</u> ? Do not be a <u>fool</u> . <u>Loons</u> cannot reach the <u>moon</u> !				





## TUESDAY

	WRITE	Copy the  and  words from Monday into your exercise books.				
---	-------	--	--	--	--	--



## WEDNESDAY

	LOOK & SAY	rain	woke	ruined	dance	first
	SOUND OUT	pool	fool	tool	drool	
		spoon	soon	moon	loon	
	★	I can see a <u>spoon</u> . I need a <u>spoon</u> . I need a <u>spoon soon</u> . Can you see the <u>spoon</u> ? Do you need a <u>spoon</u> ?				
 	READ	The dog will drink. The dog will drink from the <u>pool</u> . The dog will <u>soon</u> drink from the <u>pool</u> . The dog will <u>drool</u> in the <u>pool</u> . The dog will <u>drool</u> in the <u>pool soon</u> . Do not be a <u>loon</u> . The dog will not drink. The dog will not drink from the <u>pool</u> . The dog will not <u>drool</u> in the <u>pool</u> . The dog will not <u>drool</u> in the <u>pool soon</u> .				






## THURSDAY

	LOOK & SAY	rain	woke	ruined	dance	first
 	READ	 <p>Lungi sits with her grandmother. She tells lungi a story. When she woke up she was sad. Her first pot was ruined. It was ruined in the rain. It was ruined in the rain in the night. She did not bring the round pot in her home. You must not let the pot get wet. It will be ruined if it gets wet.</p>				




## FRIDAY

	LOOK & SAY	rain	woke	ruined	dance	first
	DRAW & WRITE	<p>1. Do you see the <u>spoon</u> on the <u>moon</u>?</p> <p>2. The pot was ruined in the rain.</p>				






## MONDAY

	LOOK & SAY	rain	woke	ruined	dance	first
	SOUND OUT	pool	fool	tool	drool	
		spoon	soon	moon	loon	
	★	I see the <u>pool</u> . I see the <u>moon</u> . I see the <u>tool</u> . I see the <u>pool</u> and the <u>moon</u> and the <u>tool</u> .				
 	READ	Do you see the <u>moon</u> ? Do you see the <u>spoon</u> on the <u>moon</u> ? Do not be a <u>fool</u> . <u>Spoons</u> are not on the <u>moon</u> . Do you see the <u>moon</u> ? Do you see the <u>pool</u> on the <u>moon</u> ? Do not be a <u>fool</u> . <u>Pools</u> are not on the <u>moon</u> . <u>Spoons</u> and <u>pools</u> are not on the <u>moon</u> . Can a <u>loon</u> reach the <u>moon</u> ? Do not be a <u>fool</u> . <u>Loons</u> cannot reach the <u>moon</u> !				

## TUESDAY





	WRITE	Copy the  and  words from Monday into your exercise books.
---	-------	--

## WEDNESDAY



	LOOK & SAY	rain	woke	ruined	dance	first
	SOUND OUT	pool	fool	tool	drool	
		spoon	soon	moon	loon	
	★	I can see a <u>spoon</u> . I need a <u>spoon</u> . I need a <u>spoon soon</u> . Can you see the <u>spoon</u> ? Do you need a <u>spoon</u> ?				
 	READ	The dog will drink. The dog will drink from the <u>pool</u> . The dog will <u>soon</u> drink from the <u>pool</u> . The dog will <u>drool</u> in the <u>pool</u> . The dog will <u>drool</u> in the <u>pool soon</u> . Do not be a <u>loon</u> . The dog will not drink. The dog will not drink from the <u>pool</u> . The dog will not <u>drool</u> in the <u>pool</u> . The dog will not <u>drool</u> in the <u>pool soon</u> .				








## THURSDAY

	LOOK & SAY	rain	woke	ruined	dance	first
 	READ	 <p>Lungi sits with her grandmother. She tells lungi a story. When she woke up she was sad. Her first pot was ruined. It was ruined in the rain. It was ruined in the rain in the night. She did not bring the round pot in her home. You must not let the pot get wet. It will be ruined if it gets wet.</p>				




## FRIDAY

	LOOK & SAY	rain	woke	ruined	dance	first
	DRAW & WRITE	<p>1. Do you see the <u>spoon</u> on the <u>moon</u>?</p> <p>2. The pot was ruined in the rain.</p>				





## MONDAY

	LOOK & SAY	rain	woke	ruined	dance	first
	SOUND OUT	pool	fool	tool	drool	
		spoon	soon	moon	loon	
	★	I see the <u>pool</u> . I see the <u>moon</u> . I see the <u>tool</u> . I see the <u>pool</u> and the <u>moon</u> and the <u>tool</u> .				
 	READ	Do you see the <u>moon</u> ? Do you see the <u>spoon</u> on the <u>moon</u> ? Do not be a <u>fool</u> . <u>Spoons</u> are not on the <u>moon</u> . Do you see the <u>moon</u> ? Do you see the <u>pool</u> on the <u>moon</u> ? Do not be a <u>fool</u> . <u>Pools</u> are not on the <u>moon</u> . <u>Spoons</u> and <u>pools</u> are not on the <u>moon</u> . Can a <u>loon</u> reach the <u>moon</u> ? Do not be a <u>fool</u> . <u>Loons</u> cannot reach the <u>moon</u> !				





## TUESDAY

	WRITE	Copy the  and  words from Monday into your exercise books.
---	-------	--



## WEDNESDAY

	LOOK & SAY	rain	woke	ruined	dance	first
	SOUND OUT	pool	fool	tool	drool	
		spoon	soon	moon	loon	
	★	I can see a <u>spoon</u> . I need a <u>spoon</u> . I need a <u>spoon soon</u> . Can you see the <u>spoon</u> ? Do you need a <u>spoon</u> ?				
	READ	The dog will drink. The dog will drink from the <u>pool</u> . The dog will <u>soon</u> drink from the <u>pool</u> . The dog will <u>drool</u> in the <u>pool</u> . The dog will <u>drool</u> in the <u>pool soon</u> . Do not be a <u>loon</u> . The dog will not drink. The dog will not drink from the <u>pool</u> . The dog will not <u>drool</u> in the <u>pool</u> . The dog will not <u>drool</u> in the <u>pool soon</u> .				






## THURSDAY

	LOOK & SAY	rain	woke	ruined	dance	first
 	READ	 <p>Lungi sits with her grandmother. She tells lungi a story. When she woke up she was sad. Her first pot was ruined. It was ruined in the rain. It was ruined in the rain in the night. She did not bring the round pot in her home. You must not let the pot get wet. It will be ruined if it gets wet.</p>				




## FRIDAY

	LOOK & SAY	rain	woke	ruined	dance	first
	DRAW & WRITE	<p>1. Do you see the <u>spoon</u> on the <u>moon</u>?</p> <p>2. The pot was ruined in the rain.</p>				





## MONDAY

	LOOK & SAY	rain	woke	ruined	dance	first
	SOUND OUT	pool	fool	tool	drool	
		spoon	soon	moon	loon	
	★	I see the <u>pool</u> . I see the <u>moon</u> . I see the <u>tool</u> . I see the <u>pool</u> and the <u>moon</u> and the <u>tool</u> .				
 	READ	Do you see the <u>moon</u> ? Do you see the <u>spoon</u> on the <u>moon</u> ? Do not be a <u>fool</u> . <u>Spoons</u> are not on the <u>moon</u> . Do you see the <u>moon</u> ? Do you see the <u>pool</u> on the <u>moon</u> ? Do not be a <u>fool</u> . <u>Pools</u> are not on the <u>moon</u> . <u>Spoons</u> and <u>pools</u> are not on the <u>moon</u> . Can a <u>loon</u> reach the <u>moon</u> ? Do not be a <u>fool</u> . <u>Loons</u> cannot reach the <u>moon</u> !				





## TUESDAY

	WRITE	Copy the  and  words from Monday into your exercise books.
---	-------	--



## WEDNESDAY

	LOOK & SAY	rain	woke	ruined	dance	first
	SOUND OUT	pool	fool	tool	drool	
		spoon	soon	moon	loon	
	★	I can see a <u>spoon</u> . I need a <u>spoon</u> . I need a <u>spoon soon</u> . Can you see the <u>spoon</u> ? Do you need a <u>spoon</u> ?				
	READ	The dog will drink. The dog will drink from the <u>pool</u> . The dog will <u>soon</u> drink from the <u>pool</u> . The dog will <u>drool</u> in the <u>pool</u> . The dog will <u>drool</u> in the <u>pool soon</u> . Do not be a <u>loon</u> . The dog will not drink. The dog will not drink from the <u>pool</u> . The dog will not <u>drool</u> in the <u>pool</u> . The dog will not <u>drool</u> in the <u>pool soon</u> .				






## THURSDAY

	LOOK & SAY	rain	woke	ruined	dance	first
 	READ	 <p>Lungi sits with her grandmother. She tells lungi a story. When she woke up she was sad. Her first pot was ruined. It was ruined in the rain. It was ruined in the rain in the night. She did not bring the round pot in her home. You must not let the pot get wet. It will be ruined if it gets wet.</p>				




## FRIDAY

	LOOK & SAY	rain	woke	ruined	dance	first
	DRAW & WRITE	<p>1. Do you see the <u>spoon</u> on the <u>moon</u>?</p> <p>2. The pot was ruined in the rain.</p>				





## MONDAY

	LOOK & SAY	rain	woke	ruined	dance	first
	SOUND OUT	pool	fool	tool	drool	
		spoon	soon	moon	loon	
	★	I see the <u>pool</u> . I see the <u>moon</u> . I see the <u>tool</u> . I see the <u>pool</u> and the <u>moon</u> and the <u>tool</u> .				
 	READ	Do you see the <u>moon</u> ? Do you see the <u>spoon</u> on the <u>moon</u> ? Do not be a <u>fool</u> . <u>Spoons</u> are not on the <u>moon</u> . Do you see the <u>moon</u> ? Do you see the <u>pool</u> on the <u>moon</u> ? Do not be a <u>fool</u> . <u>Pools</u> are not on the <u>moon</u> . <u>Spoons</u> and <u>pools</u> are not on the <u>moon</u> . Can a <u>loon</u> reach the <u>moon</u> ? Do not be a <u>fool</u> . <u>Loons</u> cannot reach the <u>moon</u> !				





## TUESDAY

	WRITE	Copy the  and  words from Monday into your exercise books.
---	-------	--



## WEDNESDAY

	LOOK & SAY	rain	woke	ruined	dance	first
	SOUND OUT	pool	fool	tool	drool	
		spoon	soon	moon	loon	
	★	I can see a <u>spoon</u> . I need a <u>spoon</u> . I need a <u>spoon soon</u> . Can you see the <u>spoon</u> ? Do you need a <u>spoon</u> ?				
	READ	The dog will drink. The dog will drink from the <u>pool</u> . The dog will <u>soon</u> drink from the <u>pool</u> . The dog will <u>drool</u> in the <u>pool</u> . The dog will <u>drool</u> in the <u>pool soon</u> . Do not be a <u>loon</u> . The dog will not drink. The dog will not drink from the <u>pool</u> . The dog will not <u>drool</u> in the <u>pool</u> . The dog will not <u>drool</u> in the <u>pool soon</u> .				






## THURSDAY

	LOOK & SAY	rain	woke	ruined	dance	first
 	READ	 <p>Lungi sits with her grandmother. She tells lungi a story. When she woke up she was sad. Her first pot was ruined. It was ruined in the rain. It was ruined in the rain in the night. She did not bring the round pot in her home. You must not let the pot get wet. It will be ruined if it gets wet.</p>				




## FRIDAY

	LOOK & SAY	rain	woke	ruined	dance	first
	DRAW & WRITE	<p>1. Do you see the <u>spoon</u> on the <u>moon</u>?</p> <p>2. The pot was ruined in the rain.</p>				






## MONDAY

	LOOK & SAY	rain	woke	ruined	dance	first
	SOUND OUT	pool	fool	tool	drool	
		spoon	soon	moon	loon	
	★	I see the <u>pool</u> . I see the <u>moon</u> . I see the <u>tool</u> . I see the <u>pool</u> and the <u>moon</u> and the <u>tool</u> .				
 	READ	Do you see the <u>moon</u> ? Do you see the <u>spoon</u> on the <u>moon</u> ? Do not be a <u>fool</u> . <u>Spoons</u> are not on the <u>moon</u> . Do you see the <u>moon</u> ? Do you see the <u>pool</u> on the <u>moon</u> ? Do not be a <u>fool</u> . <u>Pools</u> are not on the <u>moon</u> . <u>Spoons</u> and <u>pools</u> are not on the <u>moon</u> . Can a <u>loon</u> reach the <u>moon</u> ? Do not be a <u>fool</u> . <u>Loons</u> cannot reach the <u>moon</u> !				

## TUESDAY





	WRITE	Copy the  and  words from Monday into your exercise books.
---	-------	--

## WEDNESDAY



	LOOK & SAY	rain	woke	ruined	dance	first
	SOUND OUT	pool	fool	tool	drool	
		spoon	soon	moon	loon	
	★	I can see a <u>spoon</u> . I need a <u>spoon</u> . I need a <u>spoon soon</u> . Can you see the <u>spoon</u> ? Do you need a <u>spoon</u> ?				
 	READ	The dog will drink. The dog will drink from the <u>pool</u> . The dog will <u>soon</u> drink from the <u>pool</u> . The dog will <u>drool</u> in the <u>pool</u> . The dog will <u>drool</u> in the <u>pool soon</u> . Do not be a <u>loon</u> . The dog will not drink. The dog will not drink from the <u>pool</u> . The dog will not <u>drool</u> in the <u>pool</u> . The dog will not <u>drool</u> in the <u>pool soon</u> .				








## THURSDAY

	LOOK & SAY	rain	woke	ruined	dance	first
 	READ	 <p>Lungi sits with her grandmother. She tells lungi a story. When she woke up she was sad. Her first pot was ruined. It was ruined in the rain. It was ruined in the rain in the night. She did not bring the round pot in her home. You must not let the pot get wet. It will be ruined if it gets wet.</p>				




## FRIDAY

	LOOK & SAY	rain	woke	ruined	dance	first
	DRAW & WRITE	<p>1. Do you see the <u>spoon</u> on the <u>moon</u>?</p> <p>2. The pot was ruined in the rain.</p>				






## MONDAY

	LOOK & SAY	rain	woke	ruined	dance	first
	SOUND OUT	pool	fool	tool	drool	
		spoon	soon	moon	loon	
	★	I see the <u>pool</u> . I see the <u>moon</u> . I see the <u>tool</u> . I see the <u>pool</u> and the <u>moon</u> and the <u>tool</u> .				
 	READ	Do you see the <u>moon</u> ? Do you see the <u>spoon</u> on the <u>moon</u> ? Do not be a <u>fool</u> . <u>Spoons</u> are not on the <u>moon</u> . Do you see the <u>moon</u> ? Do you see the <u>pool</u> on the <u>moon</u> ? Do not be a <u>fool</u> . <u>Pools</u> are not on the <u>moon</u> . <u>Spoons</u> and <u>pools</u> are not on the <u>moon</u> . Can a <u>loon</u> reach the <u>moon</u> ? Do not be a <u>fool</u> . <u>Loons</u> cannot reach the <u>moon</u> !				





## TUESDAY

	WRITE	Copy the  and  words from Monday into your exercise books.
---	-------	--



## WEDNESDAY

	LOOK & SAY	rain	woke	ruined	dance	first
	SOUND OUT	pool	fool	tool	drool	
		spoon	soon	moon	loon	
	★	I can see a <u>spoon</u> . I need a <u>spoon</u> . I need a <u>spoon soon</u> . Can you see the <u>spoon</u> ? Do you need a <u>spoon</u> ?				
 	READ	The dog will drink. The dog will drink from the <u>pool</u> . The dog will <u>soon</u> drink from the <u>pool</u> . The dog will <u>drool</u> in the <u>pool</u> . The dog will <u>drool</u> in the <u>pool soon</u> . Do not be a <u>loon</u> . The dog will not drink. The dog will not drink from the <u>pool</u> . The dog will not <u>drool</u> in the <u>pool</u> . The dog will not <u>drool</u> in the <u>pool soon</u> .				






## THURSDAY

	LOOK & SAY	rain	woke	ruined	dance	first
 	READ	 <p>Lungi sits with her grandmother. She tells lungi a story. When she woke up she was sad. Her first pot was ruined. It was ruined in the rain. It was ruined in the rain in the night. She did not bring the round pot in her home. You must not let the pot get wet. It will be ruined if it gets wet.</p>				




## FRIDAY

	LOOK & SAY	rain	woke	ruined	dance	first
	DRAW & WRITE	<p>1. Do you see the <u>spoon</u> on the <u>moon</u>?</p> <p>2. The pot was ruined in the rain.</p>				






## MONDAY

	LOOK & SAY	rain	woke	ruined	dance	first
	SOUND OUT	pool	fool	tool	drool	
		spoon	soon	moon	loon	
	★	I see the <u>pool</u> . I see the <u>moon</u> . I see the <u>tool</u> . I see the <u>pool</u> and the <u>moon</u> and the <u>tool</u> .				
 	READ	Do you see the <u>moon</u> ? Do you see the <u>spoon</u> on the <u>moon</u> ? Do not be a <u>fool</u> . <u>Spoons</u> are not on the <u>moon</u> . Do you see the <u>moon</u> ? Do you see the <u>pool</u> on the <u>moon</u> ? Do not be a <u>fool</u> . <u>Pools</u> are not on the <u>moon</u> . <u>Spoons</u> and <u>pools</u> are not on the <u>moon</u> . Can a <u>loon</u> reach the <u>moon</u> ? Do not be a <u>fool</u> . <u>Loons</u> cannot reach the <u>moon</u> !				





## TUESDAY

	WRITE	Copy the  and  words from Monday into your exercise books.
---	-------	--



## WEDNESDAY

	LOOK & SAY	rain	woke	ruined	dance	first
	SOUND OUT	pool	fool	tool	drool	
		spoon	soon	moon	loon	
	★	I can see a <u>spoon</u> . I need a <u>spoon</u> . I need a <u>spoon soon</u> . Can you see the <u>spoon</u> ? Do you need a <u>spoon</u> ?				
 	READ	The dog will drink. The dog will drink from the <u>pool</u> . The dog will <u>soon</u> drink from the <u>pool</u> . The dog will <u>drool</u> in the <u>pool</u> . The dog will <u>drool</u> in the <u>pool soon</u> . Do not be a <u>loon</u> . The dog will not drink. The dog will not drink from the <u>pool</u> . The dog will not <u>drool</u> in the <u>pool</u> . The dog will not <u>drool</u> in the <u>pool soon</u> .				






## THURSDAY

	LOOK & SAY	rain	woke	ruined	dance	first
 	READ	 <p>Lungi sits with her grandmother. She tells lungi a story. When she woke up she was sad. Her first pot was ruined. It was ruined in the rain. It was ruined in the rain in the night. She did not bring the round pot in her home. You must not let the pot get wet. It will be ruined if it gets wet.</p>				




## FRIDAY

	LOOK & SAY	rain	woke	ruined	dance	first
	DRAW & WRITE	<p>1. Do you see the <u>spoon</u> on the <u>moon</u>?</p> <p>2. The pot was ruined in the rain.</p>				





## MONDAY

	LOOK & SAY	rain	woke	ruined	dance	first
	SOUND OUT	pool	fool	tool	drool	
		spoon	soon	moon	loon	
	★	I see the <u>pool</u> . I see the <u>moon</u> . I see the <u>tool</u> . I see the <u>pool</u> and the <u>moon</u> and the <u>tool</u> .				
 	READ	Do you see the <u>moon</u> ? Do you see the <u>spoon</u> on the <u>moon</u> ? Do not be a <u>fool</u> . <u>Spoons</u> are not on the <u>moon</u> . Do you see the <u>moon</u> ? Do you see the <u>pool</u> on the <u>moon</u> ? Do not be a <u>fool</u> . <u>Pools</u> are not on the <u>moon</u> . <u>Spoons</u> and <u>pools</u> are not on the <u>moon</u> . Can a <u>loon</u> reach the <u>moon</u> ? Do not be a <u>fool</u> . <u>Loons</u> cannot reach the <u>moon</u> !				





## TUESDAY

	WRITE	Copy the  and  words from Monday into your exercise books.
---	-------	--



## WEDNESDAY

	LOOK & SAY	rain	woke	ruined	dance	first
	SOUND OUT	pool	fool	tool	drool	
		spoon	soon	moon	loon	
	★	I can see a <u>spoon</u> . I need a <u>spoon</u> . I need a <u>spoon soon</u> . Can you see the <u>spoon</u> ? Do you need a <u>spoon</u> ?				
	READ	The dog will drink. The dog will drink from the <u>pool</u> . The dog will <u>soon</u> drink from the <u>pool</u> . The dog will <u>drool</u> in the <u>pool</u> . The dog will <u>drool</u> in the <u>pool soon</u> . Do not be a <u>loon</u> . The dog will not drink. The dog will not drink from the <u>pool</u> . The dog will not <u>drool</u> in the <u>pool</u> . The dog will not <u>drool</u> in the <u>pool soon</u> .				






## THURSDAY

	LOOK & SAY	rain	woke	ruined	dance	first
 	READ	 <p>Lungi sits with her grandmother. She tells lungi a story. When she woke up she was sad. Her first pot was ruined. It was ruined in the rain. It was ruined in the rain in the night. She did not bring the round pot in her home. You must not let the pot get wet. It will be ruined if it gets wet.</p>				




## FRIDAY

	LOOK & SAY	rain	woke	ruined	dance	first
	DRAW & WRITE	<p>1. Do you see the <u>spoon</u> on the <u>moon</u>?</p> <p>2. The pot was ruined in the rain.</p>				





## MONDAY

	LOOK & SAY	rain	woke	ruined	dance	first
	SOUND OUT	pool	fool	tool	drool	
		spoon	soon	moon	loon	
	★	I see the <u>pool</u> . I see the <u>moon</u> . I see the <u>tool</u> . I see the <u>pool</u> and the <u>moon</u> and the <u>tool</u> .				
 	READ	Do you see the <u>moon</u> ? Do you see the <u>spoon</u> on the <u>moon</u> ? Do not be a <u>fool</u> . <u>Spoons</u> are not on the <u>moon</u> . Do you see the <u>moon</u> ? Do you see the <u>pool</u> on the <u>moon</u> ? Do not be a <u>fool</u> . <u>Pools</u> are not on the <u>moon</u> . <u>Spoons</u> and <u>pools</u> are not on the <u>moon</u> . Can a <u>loon</u> reach the <u>moon</u> ? Do not be a <u>fool</u> . <u>Loons</u> cannot reach the <u>moon</u> !				

## TUESDAY





	WRITE	Copy the  and  words from Monday into your exercise books.
---	-------	--

## WEDNESDAY



	LOOK & SAY	rain	woke	ruined	dance	first
	SOUND OUT	pool	fool	tool	drool	
		spoon	soon	moon	loon	
	★	I can see a <u>spoon</u> . I need a <u>spoon</u> . I need a <u>spoon soon</u> . Can you see the <u>spoon</u> ? Do you need a <u>spoon</u> ?				
	READ	The dog will drink. The dog will drink from the <u>pool</u> . The dog will <u>soon</u> drink from the <u>pool</u> . The dog will <u>drool</u> in the <u>pool</u> . The dog will <u>drool</u> in the <u>pool soon</u> . Do not be a <u>loon</u> . The dog will not drink. The dog will not drink from the <u>pool</u> . The dog will not <u>drool</u> in the <u>pool</u> . The dog will not <u>drool</u> in the <u>pool soon</u> .				








## THURSDAY

	LOOK & SAY	rain	woke	ruined	dance	first
 	READ	 <p>Lungi sits with her grandmother. She tells lungi a story. When she woke up she was sad. Her first pot was ruined. It was ruined in the rain. It was ruined in the rain in the night. She did not bring the round pot in her home. You must not let the pot get wet. It will be ruined if it gets wet.</p>				




## FRIDAY

	LOOK & SAY	rain	woke	ruined	dance	first
	DRAW & WRITE	<p>1. Do you see the <u>spoon</u> on the <u>moon</u>?</p> <p>2. The pot was ruined in the rain.</p>				





## MONDAY

	LOOK & SAY	rain	woke	ruined	dance	first
	SOUND OUT	pool	fool	tool	drool	
		spoon	soon	moon	loon	
	★	I see the <u>pool</u> . I see the <u>moon</u> . I see the <u>tool</u> . I see the <u>pool</u> and the <u>moon</u> and the <u>tool</u> .				
 	READ	Do you see the <u>moon</u> ? Do you see the <u>spoon</u> on the <u>moon</u> ? Do not be a <u>fool</u> . <u>Spoons</u> are not on the <u>moon</u> . Do you see the <u>moon</u> ? Do you see the <u>pool</u> on the <u>moon</u> ? Do not be a <u>fool</u> . <u>Pools</u> are not on the <u>moon</u> . <u>Spoons</u> and <u>pools</u> are not on the <u>moon</u> . Can a <u>loon</u> reach the <u>moon</u> ? Do not be a <u>fool</u> . <u>Loons</u> cannot reach the <u>moon</u> !				





## TUESDAY

	WRITE	Copy the  and  words from Monday into your exercise books.
---	-------	--



## WEDNESDAY

	LOOK & SAY	rain	woke	ruined	dance	first
	SOUND OUT	pool	fool	tool	drool	
		spoon	soon	moon	loon	
	★	I can see a <u>spoon</u> . I need a <u>spoon</u> . I need a <u>spoon soon</u> . Can you see the <u>spoon</u> ? Do you need a <u>spoon</u> ?				
	READ	The dog will drink. The dog will drink from the <u>pool</u> . The dog will <u>soon</u> drink from the <u>pool</u> . The dog will <u>drool</u> in the <u>pool</u> . The dog will <u>drool</u> in the <u>pool soon</u> . Do not be a <u>loon</u> . The dog will not drink. The dog will not drink from the <u>pool</u> . The dog will not <u>drool</u> in the <u>pool</u> . The dog will not <u>drool</u> in the <u>pool soon</u> .				






## THURSDAY

	LOOK & SAY	rain	woke	ruined	dance	first
 	READ	 <p>Lungi sits with her grandmother. She tells lungi a story. When she woke up she was sad. Her first pot was ruined. It was ruined in the rain. It was ruined in the rain in the night. She did not bring the round pot in her home. You must not let the pot get wet. It will be ruined if it gets wet.</p>				




## FRIDAY

	LOOK & SAY	rain	woke	ruined	dance	first
	DRAW & WRITE	<p>1. Do you see the <u>spoon</u> on the <u>moon</u>?</p> <p>2. The pot was ruined in the rain.</p>				






## MONDAY

	LOOK & SAY	rain	woke	ruined	dance	first
	SOUND OUT	pool	fool	tool	drool	
		spoon	soon	moon	loon	
	★	I see the <u>pool</u> . I see the <u>moon</u> . I see the <u>tool</u> . I see the <u>pool</u> and the <u>moon</u> and the <u>tool</u> .				
 	READ	Do you see the <u>moon</u> ? Do you see the <u>spoon</u> on the <u>moon</u> ? Do not be a <u>fool</u> . <u>Spoons</u> are not on the <u>moon</u> . Do you see the <u>moon</u> ? Do you see the <u>pool</u> on the <u>moon</u> ? Do not be a <u>fool</u> . <u>Pools</u> are not on the <u>moon</u> . <u>Spoons</u> and <u>pools</u> are not on the <u>moon</u> . Can a <u>loon</u> reach the <u>moon</u> ? Do not be a <u>fool</u> . <u>Loons</u> cannot reach the <u>moon</u> !				





## TUESDAY

	WRITE	Copy the  and  words from Monday into your exercise books.
---	-------	--



## WEDNESDAY

	LOOK & SAY	rain	woke	ruined	dance	first
	SOUND OUT	pool	fool	tool	drool	
		spoon	soon	moon	loon	
	★	I can see a <u>spoon</u> . I need a <u>spoon</u> . I need a <u>spoon soon</u> . Can you see the <u>spoon</u> ? Do you need a <u>spoon</u> ?				
 	READ	The dog will drink. The dog will drink from the <u>pool</u> . The dog will <u>soon</u> drink from the <u>pool</u> . The dog will <u>drool</u> in the <u>pool</u> . The dog will <u>drool</u> in the <u>pool soon</u> . Do not be a <u>loon</u> . The dog will not drink. The dog will not drink from the <u>pool</u> . The dog will not <u>drool</u> in the <u>pool</u> . The dog will not <u>drool</u> in the <u>pool soon</u> .				






## THURSDAY

	LOOK & SAY	rain	woke	ruined	dance	first
 	READ	 <p>Lungi sits with her grandmother. She tells lungi a story. When she woke up she was sad. Her first pot was ruined. It was ruined in the rain. It was ruined in the rain in the night. She did not bring the round pot in her home. You must not let the pot get wet. It will be ruined if it gets wet.</p>				




## FRIDAY

	LOOK & SAY	rain	woke	ruined	dance	first
	DRAW & WRITE	<p>1. Do you see the <u>spoon</u> on the <u>moon</u>?</p> <p>2. The pot was ruined in the rain.</p>				






## MONDAY

	LOOK & SAY	rain	woke	ruined	dance	first
	SOUND OUT	pool	fool	tool	drool	
		spoon	soon	moon	loon	
	★	I see the <u>pool</u> . I see the <u>moon</u> . I see the <u>tool</u> . I see the <u>pool</u> and the <u>moon</u> and the <u>tool</u> .				
 	READ	Do you see the <u>moon</u> ? Do you see the <u>spoon</u> on the <u>moon</u> ? Do not be a <u>fool</u> . <u>Spoons</u> are not on the <u>moon</u> . Do you see the <u>moon</u> ? Do you see the <u>pool</u> on the <u>moon</u> ? Do not be a <u>fool</u> . <u>Pools</u> are not on the <u>moon</u> . <u>Spoons</u> and <u>pools</u> are not on the <u>moon</u> . Can a <u>loon</u> reach the <u>moon</u> ? Do not be a <u>fool</u> . <u>Loons</u> cannot reach the <u>moon</u> !				





## TUESDAY

	WRITE	Copy the  and  words from Monday into your exercise books.
---	-------	--



## WEDNESDAY

	LOOK & SAY	rain	woke	ruined	dance	first
	SOUND OUT	pool	fool	tool	drool	
		spoon	soon	moon	loon	
	★	I can see a <u>spoon</u> . I need a <u>spoon</u> . I need a <u>spoon soon</u> . Can you see the <u>spoon</u> ? Do you need a <u>spoon</u> ?				
 	READ	The dog will drink. The dog will drink from the <u>pool</u> . The dog will <u>soon</u> drink from the <u>pool</u> . The dog will <u>drool</u> in the <u>pool</u> . The dog will <u>drool</u> in the <u>pool soon</u> . Do not be a <u>loon</u> . The dog will not drink. The dog will not drink from the <u>pool</u> . The dog will not <u>drool</u> in the <u>pool</u> . The dog will not <u>drool</u> in the <u>pool soon</u> .				

## THURSDAY





	LOOK & SAY	rain	woke	ruined	dance	first
 	READ	 <p>Lungi sits with her grandmother. She tells lungi a story. When she woke up she was sad. Her first pot was ruined. It was ruined in the rain. It was ruined in the rain in the night. She did not bring the round pot in her home. You must not let the pot get wet. It will be ruined if it gets wet.</p>				

## FRIDAY



	LOOK & SAY	rain	woke	ruined	dance	first
	DRAW & WRITE	<p>1. Do you see the <u>spoon</u> on the <u>moon</u>?</p> <p>2. The pot was ruined in the rain.</p>				







MONDAY

	LOOK & SAY	know	giraffe	reach	tongues	higher
	SOUND OUT	book	look	hook	took	
		crook	good	wood	hood	
	★	I see <u>wood</u> . <u>Look</u> at the <u>wood</u> . Can you see the <u>wood</u> ? It is <u>good wood</u> . <u>Look</u> at the <u>good wood</u> .				
	READ	<u>Look</u> at this <u>book</u> . <u>Look</u> at this big <u>book</u> . I <u>took</u> this <u>book</u> . I <u>took</u> this big <u>book</u> . I am a <u>crook</u> . I <u>took</u> this big <u>book</u> and I am a <u>crook</u> . I am a <u>good crook</u> . I <u>took</u> this <u>book</u> and I was not seen. You are bad. It is not <u>good</u> to be a <u>crook</u> . You <u>took</u> the <u>book</u> and it is not <u>good</u> . It is not <u>good</u> to be a <u>crook</u> !				

TUESDAY






	WRITE	Copy the  and  words from Monday into your exercise books.				
---	-------	--	--	--	--	--

WEDNESDAY



	LOOK & SAY	know	giraffe	reach	tongues	higher
	SOUND OUT	book	look	hook	took	
		crook	good	wood	hood	
	★	<u>Look</u> at the <u>book</u> . It is a <u>book</u> on <u>wood</u> . It is a <u>good book</u> . It is a <u>good book</u> to <u>look</u> at.				
	READ	It is <u>good</u> to have a <u>book</u> . It is <u>good</u> to <u>look</u> at a <u>book</u> . You can <u>look</u> at a <u>book</u> . You can <u>look</u> at a <u>good book</u> . You can <u>look</u> at a <u>book</u> . I have seen you <u>look</u> at a <u>book</u> . I have seen you <u>look</u> at a <u>good book</u> . I have seen you sit and <u>look</u> at a <u>good book</u> . When you sit and <u>look</u> at a <u>book</u> you feel <u>good</u> .				







## THURSDAY

	LOOK & SAY	know	giraffe	reach	tongues	higher
 	READ	 <p>Do you know a giraffe has a long tongue? It can reach leaves higher in the tree. Do you know a giraffe has a long neck? A giraffe can reach high leaves with his long neck and tongue. Did you know he cannot reach the moon? He cannot reach the moon with his long neck.</p> <div>  <span>leaves</span> </div>				


## FRIDAY

	LOOK & SAY	know	giraffe	reach	tongues	higher
	DRAW & WRITE	<p>1. I <u>look</u> at a <u>good</u> <u>book</u>.</p> <p>2. A giraffe has a long tongue.</p>				





MONDAY

	LOOK & SAY	know	giraffe	reach	tongues	higher
	SOUND OUT	book	look	hook	took	
		crook	good	wood	hood	
	★	I see <u>wood</u> . <u>Look</u> at the <u>wood</u> . Can you see the <u>wood</u> ? It is <u>good wood</u> . <u>Look</u> at the <u>good wood</u> .				
	READ	<u>Look</u> at this <u>book</u> . <u>Look</u> at this big <u>book</u> . I <u>took</u> this <u>book</u> . I <u>took</u> this big <u>book</u> . I am a <u>crook</u> . I <u>took</u> this big <u>book</u> and I am a <u>crook</u> . I am a <u>good crook</u> . I <u>took</u> this <u>book</u> and I was not seen. You are bad. It is not <u>good</u> to be a <u>crook</u> . You <u>took</u> the <u>book</u> and it is not <u>good</u> . It is not <u>good</u> to be a <u>crook</u> !				






TUESDAY

	WRITE	Copy the  and  words from Monday into your exercise books.				
---	-------	--	--	--	--	--



WEDNESDAY

	LOOK & SAY	know	giraffe	reach	tongues	higher
	SOUND OUT	book	look	hook	took	
		crook	good	wood	hood	
	★	<u>Look</u> at the <u>book</u> . It is a <u>book</u> on <u>wood</u> . It is a <u>good book</u> . It is a <u>good book</u> to <u>look</u> at.				
	READ	It is <u>good</u> to have a <u>book</u> . It is <u>good</u> to <u>look</u> at a <u>book</u> . You can <u>look</u> at a <u>book</u> . You can <u>look</u> at a <u>good book</u> . You can <u>look</u> at a <u>book</u> . I have seen you <u>look</u> at a <u>book</u> . I have seen you <u>look</u> at a <u>good book</u> . I have seen you sit and <u>look</u> at a <u>good book</u> . When you sit and <u>look</u> at a <u>book</u> you feel <u>good</u> .				





## THURSDAY

	LOOK & SAY	know	giraffe	reach	tongues	higher
 	READ	 <p>Do you know a giraffe has a long tongue? It can reach leaves higher in the tree. Do you know a giraffe has a long neck? A giraffe can reach high leaves with his long neck and tongue. Did you know he cannot reach the moon? He cannot reach the moon with his long neck.</p> <div>  <span>leaves</span> </div>				



## FRIDAY

	LOOK & SAY	know	giraffe	reach	tongues	higher
	DRAW & WRITE	<p>1. I <u>look</u> at a <u>good</u> <u>book</u>.</p> <p>2. A giraffe has a long tongue.</p>				





MONDAY

	LOOK & SAY	know	giraffe	reach	tongues	higher
	SOUND OUT	book	look	hook	took	
		crook	good	wood	hood	
	★	I see <u>wood</u> . <u>Look</u> at the <u>wood</u> . Can you see the <u>wood</u> ? It is <u>good wood</u> . <u>Look</u> at the <u>good wood</u> .				
	READ	<u>Look</u> at this <u>book</u> . <u>Look</u> at this big <u>book</u> . I <u>took</u> this <u>book</u> . I <u>took</u> this big <u>book</u> . I am a <u>crook</u> . I <u>took</u> this big <u>book</u> and I am a <u>crook</u> . I am a <u>good crook</u> . I <u>took</u> this <u>book</u> and I was not seen. You are bad. It is not <u>good</u> to be a <u>crook</u> . You <u>took</u> the <u>book</u> and it is not <u>good</u> . It is not <u>good</u> to be a <u>crook</u> !				





TUESDAY

	WRITE	Copy the  and  words from Monday into your exercise books.				
---	-------	--	--	--	--	--



WEDNESDAY

	LOOK & SAY	know	giraffe	reach	tongues	higher
	SOUND OUT	book	look	hook	took	
		crook	good	wood	hood	
	★	<u>Look</u> at the <u>book</u> . It is a <u>book</u> on <u>wood</u> . It is a <u>good book</u> . It is a <u>good book</u> to <u>look</u> at.				
	READ	It is <u>good</u> to have a <u>book</u> . It is <u>good</u> to <u>look</u> at a <u>book</u> . You can <u>look</u> at a <u>book</u> . You can <u>look</u> at a <u>good book</u> . You can <u>look</u> at a <u>book</u> . I have seen you <u>look</u> at a <u>book</u> . I have seen you <u>look</u> at a <u>good book</u> . I have seen you sit and <u>look</u> at a <u>good book</u> . When you sit and <u>look</u> at a <u>book</u> you feel <u>good</u> .				





## THURSDAY

	LOOK & SAY	know	giraffe	reach	tongues	higher
	READ	 <p>Do you know a giraffe has a long tongue? It can reach leaves higher in the tree. Do you know a giraffe has a long neck? A giraffe can reach high leaves with his long neck and tongue. Did you know he cannot reach the moon? He cannot reach the moon with his long neck.</p> <div>  <span>leaves</span> </div>				


## FRIDAY

	LOOK & SAY	know	giraffe	reach	tongues	higher
	DRAW & WRITE	<p>1. I <u>look</u> at a <u>good</u> <u>book</u>.</p> <p>2. A giraffe has a long tongue.</p>				





MONDAY

	LOOK & SAY	know	giraffe	reach	tongues	higher
	SOUND OUT	book	look	hook	took	
		crook	good	wood	hood	
	★	I see <u>wood</u> . <u>Look</u> at the <u>wood</u> . Can you see the <u>wood</u> ? It is <u>good wood</u> . <u>Look</u> at the <u>good wood</u> .				
	READ	<u>Look</u> at this <u>book</u> . <u>Look</u> at this big <u>book</u> . I <u>took</u> this <u>book</u> . I <u>took</u> this big <u>book</u> . I am a <u>crook</u> . I <u>took</u> this big <u>book</u> and I am a <u>crook</u> . I am a <u>good crook</u> . I <u>took</u> this <u>book</u> and I was not seen. You are bad. It is not <u>good</u> to be a <u>crook</u> . You <u>took</u> the <u>book</u> and it is not <u>good</u> . It is not <u>good</u> to be a <u>crook</u> !				






TUESDAY

	WRITE	Copy the  and  words from Monday into your exercise books.				
---	-------	--	--	--	--	--



WEDNESDAY

	LOOK & SAY	know	giraffe	reach	tongues	higher
	SOUND OUT	book	look	hook	took	
		crook	good	wood	hood	
	★	<u>Look</u> at the <u>book</u> . It is a <u>book</u> on <u>wood</u> . It is a <u>good book</u> . It is a <u>good book</u> to <u>look</u> at.				
	READ	It is <u>good</u> to have a <u>book</u> . It is <u>good</u> to <u>look</u> at a <u>book</u> . You can <u>look</u> at a <u>book</u> . You can <u>look</u> at a <u>good book</u> . You can <u>look</u> at a <u>book</u> . I have seen you <u>look</u> at a <u>book</u> . I have seen you <u>look</u> at a <u>good book</u> . I have seen you sit and <u>look</u> at a <u>good book</u> . When you sit and <u>look</u> at a <u>book</u> you feel <u>good</u> .				





## THURSDAY

	LOOK & SAY	know	giraffe	reach	tongues	higher
 	READ	 <p>Do you know a giraffe has a long tongue? It can reach leaves higher in the tree. Do you know a giraffe has a long neck? A giraffe can reach high leaves with his long neck and tongue. Did you know he cannot reach the moon? He cannot reach the moon with his long neck.</p> <div>  <span>leaves</span> </div>				



## FRIDAY

	LOOK & SAY	know	giraffe	reach	tongues	higher
	DRAW & WRITE	<p>1. I <u>look</u> at a <u>good</u> <u>book</u>.</p> <p>2. A giraffe has a long tongue.</p>				





MONDAY

	LOOK & SAY	know	giraffe	reach	tongues	higher
	SOUND OUT	book	look	hook	took	
		crook	good	wood	hood	
	★	I see <u>wood</u> . <u>Look</u> at the <u>wood</u> . Can you see the <u>wood</u> ? It is <u>good wood</u> . <u>Look</u> at the <u>good wood</u> .				
	READ	<u>Look</u> at this <u>book</u> . <u>Look</u> at this big <u>book</u> . I <u>took</u> this <u>book</u> . I <u>took</u> this big <u>book</u> . I am a <u>crook</u> . I <u>took</u> this big <u>book</u> and I am a <u>crook</u> . I am a <u>good crook</u> . I <u>took</u> this <u>book</u> and I was not seen. You are bad. It is not <u>good</u> to be a <u>crook</u> . You <u>took</u> the <u>book</u> and it is not <u>good</u> . It is not <u>good</u> to be a <u>crook</u> !				

TUESDAY





	WRITE	Copy the  and  words from Monday into your exercise books.				
---	-------	--	--	--	--	--

WEDNESDAY



	LOOK & SAY	know	giraffe	reach	tongues	higher
	SOUND OUT	book	look	hook	took	
		crook	good	wood	hood	
	★	<u>Look</u> at the <u>book</u> . It is a <u>book</u> on <u>wood</u> . It is a <u>good book</u> . It is a <u>good book</u> to <u>look</u> at.				
	READ	It is <u>good</u> to have a <u>book</u> . It is <u>good</u> to <u>look</u> at a <u>book</u> . You can <u>look</u> at a <u>book</u> . You can <u>look</u> at a <u>good book</u> . You can <u>look</u> at a <u>book</u> . I have seen you <u>look</u> at a <u>book</u> . I have seen you <u>look</u> at a <u>good book</u> . I have seen you sit and <u>look</u> at a <u>good book</u> . When you sit and <u>look</u> at a <u>book</u> you feel <u>good</u> .				







## THURSDAY

	LOOK & SAY	know	giraffe	reach	tongues	higher
	READ	 <p>Do you know a giraffe has a long tongue? It can reach leaves higher in the tree. Do you know a giraffe has a long neck? A giraffe can reach high leaves with his long neck and tongue. Did you know he cannot reach the moon? He cannot reach the moon with his long neck.</p> <div>  <span>leaves</span> </div>				


## FRIDAY

	LOOK & SAY	know	giraffe	reach	tongues	higher
	DRAW & WRITE	<p>1. I <u>look</u> at a <u>good</u> <u>book</u>.</p> <p>2. A giraffe has a long tongue.</p>				





MONDAY

	LOOK & SAY	know	giraffe	reach	tongues	higher
	SOUND OUT	book	look	hook	took	
		crook	good	wood	hood	
	★	I see <u>wood</u> . <u>Look</u> at the <u>wood</u> . Can you see the <u>wood</u> ? It is <u>good wood</u> . <u>Look</u> at the <u>good wood</u> .				
	READ	<u>Look</u> at this <u>book</u> . <u>Look</u> at this big <u>book</u> . I <u>took</u> this <u>book</u> . I <u>took</u> this big <u>book</u> . I am a <u>crook</u> . I <u>took</u> this big <u>book</u> and I am a <u>crook</u> . I am a <u>good crook</u> . I <u>took</u> this <u>book</u> and I was not seen. You are bad. It is not <u>good</u> to be a <u>crook</u> . You <u>took</u> the <u>book</u> and it is not <u>good</u> . It is not <u>good</u> to be a <u>crook</u> !				





TUESDAY

	WRITE	Copy the  and  words from Monday into your exercise books.				
---	-------	--	--	--	--	--



WEDNESDAY

	LOOK & SAY	know	giraffe	reach	tongues	higher
	SOUND OUT	book	look	hook	took	
		crook	good	wood	hood	
	★	<u>Look</u> at the <u>book</u> . It is a <u>book</u> on <u>wood</u> . It is a <u>good book</u> . It is a <u>good book</u> to <u>look</u> at.				
	READ	It is <u>good</u> to have a <u>book</u> . It is <u>good</u> to <u>look</u> at a <u>book</u> . You can <u>look</u> at a <u>book</u> . You can <u>look</u> at a <u>good book</u> . You can <u>look</u> at a <u>book</u> . I have seen you <u>look</u> at a <u>book</u> . I have seen you <u>look</u> at a <u>good book</u> . I have seen you sit and <u>look</u> at a <u>good book</u> . When you sit and <u>look</u> at a <u>book</u> you feel <u>good</u> .				





## THURSDAY

	LOOK & SAY	know	giraffe	reach	tongues	higher
	READ	 <p>Do you know a giraffe has a long tongue? It can reach leaves higher in the tree. Do you know a giraffe has a long neck? A giraffe can reach high leaves with his long neck and tongue. Did you know he cannot reach the moon? He cannot reach the moon with his long neck.</p> <div>  <span>leaves</span> </div>				



## FRIDAY

	LOOK & SAY	know	giraffe	reach	tongues	higher
	DRAW & WRITE	<p>1. I <u>look</u> at a <u>good</u> <u>book</u>.</p> <p>2. A giraffe has a long tongue.</p>				





MONDAY

	LOOK & SAY	know	giraffe	reach	tongues	higher
	SOUND OUT	book	look	hook	took	
		crook	good	wood	hood	
	★	I see <u>wood</u> . <u>Look</u> at the <u>wood</u> . Can you see the <u>wood</u> ? It is <u>good wood</u> . <u>Look</u> at the <u>good wood</u> .				
	READ	<u>Look</u> at this <u>book</u> . <u>Look</u> at this big <u>book</u> . I <u>took</u> this <u>book</u> . I <u>took</u> this big <u>book</u> . I am a <u>crook</u> . I <u>took</u> this big <u>book</u> and I am a <u>crook</u> . I am a <u>good crook</u> . I <u>took</u> this <u>book</u> and I was not seen. You are bad. It is not <u>good</u> to be a <u>crook</u> . You <u>took</u> the <u>book</u> and it is not <u>good</u> . It is not <u>good</u> to be a <u>crook</u> !				





TUESDAY

	WRITE	Copy the  and  words from Monday into your exercise books.				
---	-------	--	--	--	--	--



WEDNESDAY

	LOOK & SAY	know	giraffe	reach	tongues	higher
	SOUND OUT	book	look	hook	took	
		crook	good	wood	hood	
	★	<u>Look</u> at the <u>book</u> . It is a <u>book</u> on <u>wood</u> . It is a <u>good book</u> . It is a <u>good book</u> to <u>look</u> at.				
	READ	It is <u>good</u> to have a <u>book</u> . It is <u>good</u> to <u>look</u> at a <u>book</u> . You can <u>look</u> at a <u>book</u> . You can <u>look</u> at a <u>good book</u> . You can <u>look</u> at a <u>book</u> . I have seen you <u>look</u> at a <u>book</u> . I have seen you <u>look</u> at a <u>good book</u> . I have seen you sit and <u>look</u> at a <u>good book</u> . When you sit and <u>look</u> at a <u>book</u> you feel <u>good</u> .				





## THURSDAY

	LOOK & SAY	know	giraffe	reach	tongues	higher
	READ	 <p>Do you know a giraffe has a long tongue? It can reach leaves higher in the tree. Do you know a giraffe has a long neck? A giraffe can reach high leaves with his long neck and tongue. Did you know he cannot reach the moon? He cannot reach the moon with his long neck.</p> <div>  <span>leaves</span> </div>				


## FRIDAY

	LOOK & SAY	know	giraffe	reach	tongues	higher
	DRAW & WRITE	<p>1. I <u>look</u> at a <u>good</u> <u>book</u>.</p> <p>2. A giraffe has a long tongue.</p>				





MONDAY

	LOOK & SAY	know	giraffe	reach	tongues	higher
	SOUND OUT	book	look	hook	took	
		crook	good	wood	hood	
	★	I see <u>wood</u> . <u>Look</u> at the <u>wood</u> . Can you see the <u>wood</u> ? It is <u>good wood</u> . <u>Look</u> at the <u>good wood</u> .				
	READ	<u>Look</u> at this <u>book</u> . <u>Look</u> at this big <u>book</u> . I <u>took</u> this <u>book</u> . I <u>took</u> this big <u>book</u> . I am a <u>crook</u> . I <u>took</u> this big <u>book</u> and I am a <u>crook</u> . I am a <u>good crook</u> . I <u>took</u> this <u>book</u> and I was not seen. You are bad. It is not <u>good</u> to be a <u>crook</u> . You <u>took</u> the <u>book</u> and it is not <u>good</u> . It is not <u>good</u> to be a <u>crook</u> !				





TUESDAY

	WRITE	Copy the  and  words from Monday into your exercise books.				
---	-------	--	--	--	--	--



WEDNESDAY

	LOOK & SAY	know	giraffe	reach	tongues	higher
	SOUND OUT	book	look	hook	took	
		crook	good	wood	hood	
	★	<u>Look</u> at the <u>book</u> . It is a <u>book</u> on <u>wood</u> . It is a <u>good book</u> . It is a <u>good book</u> to <u>look</u> at.				
	READ	It is <u>good</u> to have a <u>book</u> . It is <u>good</u> to <u>look</u> at a <u>book</u> . You can <u>look</u> at a <u>book</u> . You can <u>look</u> at a <u>good book</u> . You can <u>look</u> at a <u>book</u> . I have seen you <u>look</u> at a <u>book</u> . I have seen you <u>look</u> at a <u>good book</u> . I have seen you sit and <u>look</u> at a <u>good book</u> . When you sit and <u>look</u> at a <u>book</u> you feel <u>good</u> .				





## THURSDAY

	LOOK & SAY	know	giraffe	reach	tongues	higher
	READ	 <p>Do you know a giraffe has a long tongue? It can reach leaves higher in the tree. Do you know a giraffe has a long neck? A giraffe can reach high leaves with his long neck and tongue. Did you know he cannot reach the moon? He cannot reach the moon with his long neck.</p> <div>  <span>leaves</span> </div>				



## FRIDAY

	LOOK & SAY	know	giraffe	reach	tongues	higher
	DRAW & WRITE	<p>1. I <u>look</u> at a <u>good</u> <u>book</u>.</p> <p>2. A giraffe has a long tongue.</p>				





MONDAY

	LOOK & SAY	know	giraffe	reach	tongues	higher
	SOUND OUT	book	look	hook	took	
		crook	good	wood	hood	
	★	I see <u>wood</u> . <u>Look</u> at the <u>wood</u> . Can you see the <u>wood</u> ? It is <u>good wood</u> . <u>Look</u> at the <u>good wood</u> .				
	READ	<u>Look</u> at this <u>book</u> . <u>Look</u> at this big <u>book</u> . I <u>took</u> this <u>book</u> . I <u>took</u> this big <u>book</u> . I am a <u>crook</u> . I <u>took</u> this big <u>book</u> and I am a <u>crook</u> . I am a <u>good crook</u> . I <u>took</u> this <u>book</u> and I was not seen. You are bad. It is not <u>good</u> to be a <u>crook</u> . You <u>took</u> the <u>book</u> and it is not <u>good</u> . It is not <u>good</u> to be a <u>crook</u> !				

TUESDAY






	WRITE	Copy the  and  words from Monday into your exercise books.				
---	-------	--	--	--	--	--

WEDNESDAY



	LOOK & SAY	know	giraffe	reach	tongues	higher
	SOUND OUT	book	look	hook	took	
		crook	good	wood	hood	
	★	<u>Look</u> at the <u>book</u> . It is a <u>book</u> on <u>wood</u> . It is a <u>good book</u> . It is a <u>good book</u> to <u>look</u> at.				
	READ	It is <u>good</u> to have a <u>book</u> . It is <u>good</u> to <u>look</u> at a <u>book</u> . You can <u>look</u> at a <u>book</u> . You can <u>look</u> at a <u>good book</u> . You can <u>look</u> at a <u>book</u> . I have seen you <u>look</u> at a <u>book</u> . I have seen you <u>look</u> at a <u>good book</u> . I have seen you sit and <u>look</u> at a <u>good book</u> . When you sit and <u>look</u> at a <u>book</u> you feel <u>good</u> .				







## THURSDAY

	LOOK & SAY	know	giraffe	reach	tongues	higher
 	READ	 <p>Do you know a giraffe has a long tongue? It can reach leaves higher in the tree. Do you know a giraffe has a long neck? A giraffe can reach high leaves with his long neck and tongue. Did you know he cannot reach the moon? He cannot reach the moon with his long neck.</p> <div>  <span>leaves</span> </div>				


## FRIDAY

	LOOK & SAY	know	giraffe	reach	tongues	higher
	DRAW & WRITE	<p>1. I <u>look</u> at a <u>good</u> <u>book</u>.</p> <p>2. A giraffe has a long tongue.</p>				





MONDAY

	LOOK & SAY	know	giraffe	reach	tongues	higher
	SOUND OUT	book	look	hook	took	
		crook	good	wood	hood	
	★	I see <u>wood</u> . <u>Look</u> at the <u>wood</u> . Can you see the <u>wood</u> ? It is <u>good wood</u> . <u>Look</u> at the <u>good wood</u> .				
	READ	<u>Look</u> at this <u>book</u> . <u>Look</u> at this big <u>book</u> . I <u>took</u> this <u>book</u> . I <u>took</u> this big <u>book</u> . I am a <u>crook</u> . I <u>took</u> this big <u>book</u> and I am a <u>crook</u> . I am a <u>good crook</u> . I <u>took</u> this <u>book</u> and I was not seen. You are bad. It is not <u>good</u> to be a <u>crook</u> . You <u>took</u> the <u>book</u> and it is not <u>good</u> . It is not <u>good</u> to be a <u>crook</u> !				





TUESDAY

	WRITE	Copy the  and  words from Monday into your exercise books.				
---	-------	--	--	--	--	--



WEDNESDAY

	LOOK & SAY	know	giraffe	reach	tongues	higher
	SOUND OUT	book	look	hook	took	
		crook	good	wood	hood	
	★	<u>Look</u> at the <u>book</u> . It is a <u>book</u> on <u>wood</u> . It is a <u>good book</u> . It is a <u>good book</u> to <u>look</u> at.				
	READ	It is <u>good</u> to have a <u>book</u> . It is <u>good</u> to <u>look</u> at a <u>book</u> . You can <u>look</u> at a <u>book</u> . You can <u>look</u> at a <u>good book</u> . You can <u>look</u> at a <u>book</u> . I have seen you <u>look</u> at a <u>book</u> . I have seen you <u>look</u> at a <u>good book</u> . I have seen you sit and <u>look</u> at a <u>good book</u> . When you sit and <u>look</u> at a <u>book</u> you feel <u>good</u> .				





## THURSDAY

	LOOK & SAY	know	giraffe	reach	tongues	higher
	READ	 <p>Do you know a giraffe has a long tongue? It can reach leaves higher in the tree. Do you know a giraffe has a long neck? A giraffe can reach high leaves with his long neck and tongue. Did you know he cannot reach the moon? He cannot reach the moon with his long neck.</p> <div>  <span>leaves</span> </div>				



## FRIDAY

	LOOK & SAY	know	giraffe	reach	tongues	higher
	DRAW & WRITE	<p>1. I <u>look</u> at a <u>good</u> <u>book</u>.</p> <p>2. A giraffe has a long tongue.</p>				





MONDAY

	LOOK & SAY	know	giraffe	reach	tongues	higher
	SOUND OUT	book	look	hook	took	
		crook	good	wood	hood	
	★	I see <u>wood</u> . <u>Look</u> at the <u>wood</u> . Can you see the <u>wood</u> ? It is <u>good wood</u> . <u>Look</u> at the <u>good wood</u> .				
	READ	<u>Look</u> at this <u>book</u> . <u>Look</u> at this big <u>book</u> . I <u>took</u> this <u>book</u> . I <u>took</u> this big <u>book</u> . I am a <u>crook</u> . I <u>took</u> this big <u>book</u> and I am a <u>crook</u> . I am a <u>good crook</u> . I <u>took</u> this <u>book</u> and I was not seen. You are bad. It is not <u>good</u> to be a <u>crook</u> . You <u>took</u> the <u>book</u> and it is not <u>good</u> . It is not <u>good</u> to be a <u>crook</u> !				





TUESDAY

	WRITE	Copy the  and  words from Monday into your exercise books.				
---	-------	--	--	--	--	--



WEDNESDAY

	LOOK & SAY	know	giraffe	reach	tongues	higher
	SOUND OUT	book	look	hook	took	
		crook	good	wood	hood	
	★	<u>Look</u> at the <u>book</u> . It is a <u>book</u> on <u>wood</u> . It is a <u>good book</u> . It is a <u>good book</u> to <u>look</u> at.				
	READ	It is <u>good</u> to have a <u>book</u> . It is <u>good</u> to <u>look</u> at a <u>book</u> . You can <u>look</u> at a <u>book</u> . You can <u>look</u> at a <u>good book</u> . You can <u>look</u> at a <u>book</u> . I have seen you <u>look</u> at a <u>book</u> . I have seen you <u>look</u> at a <u>good book</u> . I have seen you sit and <u>look</u> at a <u>good book</u> . When you sit and <u>look</u> at a <u>book</u> you feel <u>good</u> .				





## THURSDAY

	LOOK & SAY	know	giraffe	reach	tongues	higher
	READ	 <p>Do you know a giraffe has a long tongue? It can reach leaves higher in the tree. Do you know a giraffe has a long neck? A giraffe can reach high leaves with his long neck and tongue. Did you know he cannot reach the moon? He cannot reach the moon with his long neck.</p> <div>  <span>leaves</span> </div>				


## FRIDAY

	LOOK & SAY	know	giraffe	reach	tongues	higher
	DRAW & WRITE	<p>1. I <u>look</u> at a <u>good</u> <u>book</u>.</p> <p>2. A giraffe has a long tongue.</p>				





MONDAY

	LOOK & SAY	know	giraffe	reach	tongues	higher
	SOUND OUT	book	look	hook	took	
		crook	good	wood	hood	
	★	I see <u>wood</u> . <u>Look</u> at the <u>wood</u> . Can you see the <u>wood</u> ? It is <u>good wood</u> . <u>Look</u> at the <u>good wood</u> .				
	READ	<u>Look</u> at this <u>book</u> . <u>Look</u> at this big <u>book</u> . I <u>took</u> this <u>book</u> . I <u>took</u> this big <u>book</u> . I am a <u>crook</u> . I <u>took</u> this big <u>book</u> and I am a <u>crook</u> . I am a <u>good crook</u> . I <u>took</u> this <u>book</u> and I was not seen. You are bad. It is not <u>good</u> to be a <u>crook</u> . You <u>took</u> the <u>book</u> and it is not <u>good</u> . It is not <u>good</u> to be a <u>crook</u> !				





TUESDAY

	WRITE	Copy the  and  words from Monday into your exercise books.				
---	-------	--	--	--	--	--



WEDNESDAY

	LOOK & SAY	know	giraffe	reach	tongues	higher
	SOUND OUT	book	look	hook	took	
		crook	good	wood	hood	
	★	<u>Look</u> at the <u>book</u> . It is a <u>book</u> on <u>wood</u> . It is a <u>good book</u> . It is a <u>good book</u> to <u>look</u> at.				
	READ	It is <u>good</u> to have a <u>book</u> . It is <u>good</u> to <u>look</u> at a <u>book</u> . You can <u>look</u> at a <u>book</u> . You can <u>look</u> at a <u>good book</u> . You can <u>look</u> at a <u>book</u> . I have seen you <u>look</u> at a <u>book</u> . I have seen you <u>look</u> at a <u>good book</u> . I have seen you sit and <u>look</u> at a <u>good book</u> . When you sit and <u>look</u> at a <u>book</u> you feel <u>good</u> .				





## THURSDAY

	LOOK & SAY	know	giraffe	reach	tongues	higher
	READ	 <p>Do you know a giraffe has a long tongue? It can reach leaves higher in the tree. Do you know a giraffe has a long neck? A giraffe can reach high leaves with his long neck and tongue. Did you know he cannot reach the moon? He cannot reach the moon with his long neck.</p> <div>  <span>leaves</span> </div>				



## FRIDAY

	LOOK & SAY	know	giraffe	reach	tongues	higher
	DRAW & WRITE	<p>1. I <u>look</u> at a <u>good</u> <u>book</u>.</p> <p>2. A giraffe has a long tongue.</p>				





MONDAY

	LOOK & SAY	know	giraffe	reach	tongues	higher
	SOUND OUT	book	look	hook	took	
		crook	good	wood	hood	
	★	I see <u>wood</u> . <u>Look</u> at the <u>wood</u> . Can you see the <u>wood</u> ? It is <u>good wood</u> . <u>Look</u> at the <u>good wood</u> .				
	READ	<u>Look</u> at this <u>book</u> . <u>Look</u> at this big <u>book</u> . I <u>took</u> this <u>book</u> . I <u>took</u> this big <u>book</u> . I am a <u>crook</u> . I <u>took</u> this big <u>book</u> and I am a <u>crook</u> . I am a <u>good crook</u> . I <u>took</u> this <u>book</u> and I was not seen. You are bad. It is not <u>good</u> to be a <u>crook</u> . You <u>took</u> the <u>book</u> and it is not <u>good</u> . It is not <u>good</u> to be a <u>crook</u> !				

TUESDAY






	WRITE	Copy the  and  words from Monday into your exercise books.				
---	-------	--	--	--	--	--

WEDNESDAY



	LOOK & SAY	know	giraffe	reach	tongues	higher
	SOUND OUT	book	look	hook	took	
		crook	good	wood	hood	
	★	<u>Look</u> at the <u>book</u> . It is a <u>book</u> on <u>wood</u> . It is a <u>good book</u> . It is a <u>good book</u> to <u>look</u> at.				
	READ	It is <u>good</u> to have a <u>book</u> . It is <u>good</u> to <u>look</u> at a <u>book</u> . You can <u>look</u> at a <u>book</u> . You can <u>look</u> at a <u>good book</u> . You can <u>look</u> at a <u>book</u> . I have seen you <u>look</u> at a <u>book</u> . I have seen you <u>look</u> at a <u>good book</u> . I have seen you sit and <u>look</u> at a <u>good book</u> . When you sit and <u>look</u> at a <u>book</u> you feel <u>good</u> .				







## THURSDAY

	LOOK & SAY	know	giraffe	reach	tongues	higher
 	READ	 <p>Do you know a giraffe has a long tongue? It can reach leaves higher in the tree. Do you know a giraffe has a long neck? A giraffe can reach high leaves with his long neck and tongue. Did you know he cannot reach the moon? He cannot reach the moon with his long neck.</p> <div>  <span>leaves</span> </div>				


## FRIDAY

	LOOK & SAY	know	giraffe	reach	tongues	higher
	DRAW & WRITE	<p>1. I <u>look</u> at a <u>good</u> <u>book</u>.</p> <p>2. A giraffe has a long tongue.</p>				





MONDAY

	LOOK & SAY	know	giraffe	reach	tongues	higher
	SOUND OUT	book	look	hook	took	
		crook	good	wood	hood	
	★	I see <u>wood</u> . <u>Look</u> at the <u>wood</u> . Can you see the <u>wood</u> ? It is <u>good wood</u> . <u>Look</u> at the <u>good wood</u> .				
	READ	<u>Look</u> at this <u>book</u> . <u>Look</u> at this big <u>book</u> . I <u>took</u> this <u>book</u> . I <u>took</u> this big <u>book</u> . I am a <u>crook</u> . I <u>took</u> this big <u>book</u> and I am a <u>crook</u> . I am a <u>good crook</u> . I <u>took</u> this <u>book</u> and I was not seen. You are bad. It is not <u>good</u> to be a <u>crook</u> . You <u>took</u> the <u>book</u> and it is not <u>good</u> . It is not <u>good</u> to be a <u>crook</u> !				





TUESDAY

	WRITE	Copy the  and  words from Monday into your exercise books.				
---	-------	--	--	--	--	--



WEDNESDAY

	LOOK & SAY	know	giraffe	reach	tongues	higher
	SOUND OUT	book	look	hook	took	
		crook	good	wood	hood	
	★	<u>Look</u> at the <u>book</u> . It is a <u>book</u> on <u>wood</u> . It is a <u>good book</u> . It is a <u>good book</u> to <u>look</u> at.				
	READ	It is <u>good</u> to have a <u>book</u> . It is <u>good</u> to <u>look</u> at a <u>book</u> . You can <u>look</u> at a <u>book</u> . You can <u>look</u> at a <u>good book</u> . You can <u>look</u> at a <u>book</u> . I have seen you <u>look</u> at a <u>book</u> . I have seen you <u>look</u> at a <u>good book</u> . I have seen you sit and <u>look</u> at a <u>good book</u> . When you sit and <u>look</u> at a <u>book</u> you feel <u>good</u> .				





## THURSDAY

	LOOK & SAY	know	giraffe	reach	tongues	higher
	READ	 <p>Do you know a giraffe has a long tongue? It can reach leaves higher in the tree. Do you know a giraffe has a long neck? A giraffe can reach high leaves with his long neck and tongue. Did you know he cannot reach the moon? He cannot reach the moon with his long neck.</p> <div>  <span>leaves</span> </div>				



## FRIDAY

	LOOK & SAY	know	giraffe	reach	tongues	higher
	DRAW & WRITE	<p>1. I <u>look</u> at a <u>good</u> <u>book</u>.</p> <p>2. A giraffe has a long tongue.</p>				





MONDAY

	LOOK & SAY	know	giraffe	reach	tongues	higher
	SOUND OUT	book	look	hook	took	
		crook	good	wood	hood	
	★	I see <u>wood</u> . <u>Look</u> at the <u>wood</u> . Can you see the <u>wood</u> ? It is <u>good wood</u> . <u>Look</u> at the <u>good wood</u> .				
	READ	<u>Look</u> at this <u>book</u> . <u>Look</u> at this big <u>book</u> . I <u>took</u> this <u>book</u> . I <u>took</u> this big <u>book</u> . I am a <u>crook</u> . I <u>took</u> this big <u>book</u> and I am a <u>crook</u> . I am a <u>good crook</u> . I <u>took</u> this <u>book</u> and I was not seen. You are bad. It is not <u>good</u> to be a <u>crook</u> . You <u>took</u> the <u>book</u> and it is not <u>good</u> . It is not <u>good</u> to be a <u>crook</u> !				





TUESDAY

	WRITE	Copy the  and  words from Monday into your exercise books.				
---	-------	--	--	--	--	--



WEDNESDAY

	LOOK & SAY	know	giraffe	reach	tongues	higher
	SOUND OUT	book	look	hook	took	
		crook	good	wood	hood	
	★	<u>Look</u> at the <u>book</u> . It is a <u>book</u> on <u>wood</u> . It is a <u>good book</u> . It is a <u>good book</u> to <u>look</u> at.				
	READ	It is <u>good</u> to have a <u>book</u> . It is <u>good</u> to <u>look</u> at a <u>book</u> . You can <u>look</u> at a <u>book</u> . You can <u>look</u> at a <u>good book</u> . You can <u>look</u> at a <u>book</u> . I have seen you <u>look</u> at a <u>book</u> . I have seen you <u>look</u> at a <u>good book</u> . I have seen you sit and <u>look</u> at a <u>good book</u> . When you sit and <u>look</u> at a <u>book</u> you feel <u>good</u> .				





## THURSDAY

	LOOK & SAY	know	giraffe	reach	tongues	higher
	READ	 <p>Do you know a giraffe has a long tongue? It can reach leaves higher in the tree. Do you know a giraffe has a long neck? A giraffe can reach high leaves with his long neck and tongue. Did you know he cannot reach the moon? He cannot reach the moon with his long neck.</p> <div>  <span>leaves</span> </div>				


## FRIDAY

	LOOK & SAY	know	giraffe	reach	tongues	higher
	DRAW & WRITE	<p>1. I <u>look</u> at a <u>good</u> <u>book</u>.</p> <p>2. A giraffe has a long tongue.</p>				





MONDAY

	LOOK & SAY	know	giraffe	reach	tongues	higher
	SOUND OUT	book	look	hook	took	
		crook	good	wood	hood	
	★	I see <u>wood</u> . <u>Look</u> at the <u>wood</u> . Can you see the <u>wood</u> ? It is <u>good wood</u> . <u>Look</u> at the <u>good wood</u> .				
	READ	<u>Look</u> at this <u>book</u> . <u>Look</u> at this big <u>book</u> . I <u>took</u> this <u>book</u> . I <u>took</u> this big <u>book</u> . I am a <u>crook</u> . I <u>took</u> this big <u>book</u> and I am a <u>crook</u> . I am a <u>good crook</u> . I <u>took</u> this <u>book</u> and I was not seen. You are bad. It is not <u>good</u> to be a <u>crook</u> . You <u>took</u> the <u>book</u> and it is not <u>good</u> . It is not <u>good</u> to be a <u>crook</u> !				






TUESDAY

	WRITE	Copy the  and  words from Monday into your exercise books.				
---	-------	--	--	--	--	--



WEDNESDAY

	LOOK & SAY	know	giraffe	reach	tongues	higher
	SOUND OUT	book	look	hook	took	
		crook	good	wood	hood	
	★	<u>Look</u> at the <u>book</u> . It is a <u>book</u> on <u>wood</u> . It is a <u>good book</u> . It is a <u>good book</u> to <u>look</u> at.				
	READ	It is <u>good</u> to have a <u>book</u> . It is <u>good</u> to <u>look</u> at a <u>book</u> . You can <u>look</u> at a <u>book</u> . You can <u>look</u> at a <u>good book</u> . You can <u>look</u> at a <u>book</u> . I have seen you <u>look</u> at a <u>book</u> . I have seen you <u>look</u> at a <u>good book</u> . I have seen you sit and <u>look</u> at a <u>good book</u> . When you sit and <u>look</u> at a <u>book</u> you feel <u>good</u> .				





## THURSDAY

	LOOK & SAY	know	giraffe	reach	tongues	higher
 	READ	 <p>Do you know a giraffe has a long tongue? It can reach leaves higher in the tree. Do you know a giraffe has a long neck? A giraffe can reach high leaves with his long neck and tongue. Did you know he cannot reach the moon? He cannot reach the moon with his long neck.</p> <div>  <span>leaves</span> </div>				



## FRIDAY

	LOOK & SAY	know	giraffe	reach	tongues	higher
	DRAW & WRITE	<p>1. I <u>look</u> at a <u>good</u> <u>book</u>.</p> <p>2. A giraffe has a long tongue.</p>				





MONDAY

	LOOK & SAY	know	giraffe	reach	tongues	higher
	SOUND OUT	book	look	hook	took	
		crook	good	wood	hood	
	★	I see <u>wood</u> . <u>Look</u> at the <u>wood</u> . Can you see the <u>wood</u> ? It is <u>good wood</u> . <u>Look</u> at the <u>good wood</u> .				
	READ	<u>Look</u> at this <u>book</u> . <u>Look</u> at this big <u>book</u> . I <u>took</u> this <u>book</u> . I <u>took</u> this big <u>book</u> . I am a <u>crook</u> . I <u>took</u> this big <u>book</u> and I am a <u>crook</u> . I am a <u>good crook</u> . I <u>took</u> this <u>book</u> and I was not seen. You are bad. It is not <u>good</u> to be a <u>crook</u> . You <u>took</u> the <u>book</u> and it is not <u>good</u> . It is not <u>good</u> to be a <u>crook</u> !				

TUESDAY





	WRITE	Copy the  and  words from Monday into your exercise books.				
---	-------	--	--	--	--	--

WEDNESDAY



	LOOK & SAY	know	giraffe	reach	tongues	higher
	SOUND OUT	book	look	hook	took	
		crook	good	wood	hood	
	★	<u>Look</u> at the <u>book</u> . It is a <u>book</u> on <u>wood</u> . It is a <u>good book</u> . It is a <u>good book</u> to <u>look</u> at.				
	READ	It is <u>good</u> to have a <u>book</u> . It is <u>good</u> to <u>look</u> at a <u>book</u> . You can <u>look</u> at a <u>book</u> . You can <u>look</u> at a <u>good book</u> . You can <u>look</u> at a <u>book</u> . I have seen you <u>look</u> at a <u>book</u> . I have seen you <u>look</u> at a <u>good book</u> . I have seen you sit and <u>look</u> at a <u>good book</u> . When you sit and <u>look</u> at a <u>book</u> you feel <u>good</u> .				







## THURSDAY

	LOOK & SAY	know	giraffe	reach	tongues	higher
	READ	 <p>Do you know a giraffe has a long tongue? It can reach leaves higher in the tree. Do you know a giraffe has a long neck? A giraffe can reach high leaves with his long neck and tongue. Did you know he cannot reach the moon? He cannot reach the moon with his long neck.</p> <div>  <span>leaves</span> </div>				


## FRIDAY

	LOOK & SAY	know	giraffe	reach	tongues	higher
	DRAW & WRITE	<p>1. I <u>look</u> at a <u>good</u> <u>book</u>.</p> <p>2. A giraffe has a long tongue.</p>				





MONDAY

	LOOK & SAY	know	giraffe	reach	tongues	higher
	SOUND OUT	book	look	hook	took	
		crook	good	wood	hood	
	★	I see <u>wood</u> . <u>Look</u> at the <u>wood</u> . Can you see the <u>wood</u> ? It is <u>good wood</u> . <u>Look</u> at the <u>good wood</u> .				
	READ	<u>Look</u> at this <u>book</u> . <u>Look</u> at this big <u>book</u> . I <u>took</u> this <u>book</u> . I <u>took</u> this big <u>book</u> . I am a <u>crook</u> . I <u>took</u> this big <u>book</u> and I am a <u>crook</u> . I am a <u>good crook</u> . I <u>took</u> this <u>book</u> and I was not seen. You are bad. It is not <u>good</u> to be a <u>crook</u> . You <u>took</u> the <u>book</u> and it is not <u>good</u> . It is not <u>good</u> to be a <u>crook</u> !				





TUESDAY

	WRITE	Copy the  and  words from Monday into your exercise books.				
---	-------	--	--	--	--	--



WEDNESDAY

	LOOK & SAY	know	giraffe	reach	tongues	higher
	SOUND OUT	book	look	hook	took	
		crook	good	wood	hood	
	★	<u>Look</u> at the <u>book</u> . It is a <u>book</u> on <u>wood</u> . It is a <u>good book</u> . It is a <u>good book</u> to <u>look</u> at.				
	READ	It is <u>good</u> to have a <u>book</u> . It is <u>good</u> to <u>look</u> at a <u>book</u> . You can <u>look</u> at a <u>book</u> . You can <u>look</u> at a <u>good book</u> . You can <u>look</u> at a <u>book</u> . I have seen you <u>look</u> at a <u>book</u> . I have seen you <u>look</u> at a <u>good book</u> . I have seen you sit and <u>look</u> at a <u>good book</u> . When you sit and <u>look</u> at a <u>book</u> you feel <u>good</u> .				





## THURSDAY

	LOOK & SAY	know	giraffe	reach	tongues	higher
	READ	 <p>Do you know a giraffe has a long tongue? It can reach leaves higher in the tree. Do you know a giraffe has a long neck? A giraffe can reach high leaves with his long neck and tongue. Did you know he cannot reach the moon? He cannot reach the moon with his long neck.</p> <div>  <span>leaves</span> </div>				



## FRIDAY

	LOOK & SAY	know	giraffe	reach	tongues	higher
	DRAW & WRITE	<p>1. I <u>look</u> at a <u>good</u> <u>book</u>.</p> <p>2. A giraffe has a long tongue.</p>				





MONDAY

	LOOK & SAY	know	giraffe	reach	tongues	higher
	SOUND OUT	book	look	hook	took	
		crook	good	wood	hood	
	★	I see <u>wood</u> . <u>Look</u> at the <u>wood</u> . Can you see the <u>wood</u> ? It is <u>good wood</u> . <u>Look</u> at the <u>good wood</u> .				
	READ	<u>Look</u> at this <u>book</u> . <u>Look</u> at this big <u>book</u> . I <u>took</u> this <u>book</u> . I <u>took</u> this big <u>book</u> . I am a <u>crook</u> . I <u>took</u> this big <u>book</u> and I am a <u>crook</u> . I am a <u>good crook</u> . I <u>took</u> this <u>book</u> and I was not seen. You are bad. It is not <u>good</u> to be a <u>crook</u> . You <u>took</u> the <u>book</u> and it is not <u>good</u> . It is not <u>good</u> to be a <u>crook</u> !				





TUESDAY

	WRITE	Copy the  and  words from Monday into your exercise books.				
---	-------	--	--	--	--	--



WEDNESDAY

	LOOK & SAY	know	giraffe	reach	tongues	higher
	SOUND OUT	book	look	hook	took	
		crook	good	wood	hood	
	★	<u>Look</u> at the <u>book</u> . It is a <u>book</u> on <u>wood</u> . It is a <u>good book</u> . It is a <u>good book</u> to <u>look</u> at.				
	READ	It is <u>good</u> to have a <u>book</u> . It is <u>good</u> to <u>look</u> at a <u>book</u> . You can <u>look</u> at a <u>book</u> . You can <u>look</u> at a <u>good book</u> . You can <u>look</u> at a <u>book</u> . I have seen you <u>look</u> at a <u>book</u> . I have seen you <u>look</u> at a <u>good book</u> . I have seen you sit and <u>look</u> at a <u>good book</u> . When you sit and <u>look</u> at a <u>book</u> you feel <u>good</u> .				





## THURSDAY

	LOOK & SAY	know	giraffe	reach	tongues	higher
	READ	 <p>Do you know a giraffe has a long tongue? It can reach leaves higher in the tree. Do you know a giraffe has a long neck? A giraffe can reach high leaves with his long neck and tongue. Did you know he cannot reach the moon? He cannot reach the moon with his long neck.</p> <div>  <span>leaves</span> </div>				


## FRIDAY

	LOOK & SAY	know	giraffe	reach	tongues	higher
	DRAW & WRITE	<p>1. I <u>look</u> at a <u>good</u> <u>book</u>.</p> <p>2. A giraffe has a long tongue.</p>				





MONDAY

	LOOK & SAY	know	giraffe	reach	tongues	higher
	SOUND OUT	book	look	hook	took	
		crook	good	wood	hood	
	★	I see <u>wood</u> . <u>Look</u> at the <u>wood</u> . Can you see the <u>wood</u> ? It is <u>good wood</u> . <u>Look</u> at the <u>good wood</u> .				
	READ	<u>Look</u> at this <u>book</u> . <u>Look</u> at this big <u>book</u> . I <u>took</u> this <u>book</u> . I <u>took</u> this big <u>book</u> . I am a <u>crook</u> . I <u>took</u> this big <u>book</u> and I am a <u>crook</u> . I am a <u>good crook</u> . I <u>took</u> this <u>book</u> and I was not seen. You are bad. It is not <u>good</u> to be a <u>crook</u> . You <u>took</u> the <u>book</u> and it is not <u>good</u> . It is not <u>good</u> to be a <u>crook</u> !				





TUESDAY

	WRITE	Copy the  and  words from Monday into your exercise books.				
---	-------	--	--	--	--	--



WEDNESDAY

	LOOK & SAY	know	giraffe	reach	tongues	higher
	SOUND OUT	book	look	hook	took	
		crook	good	wood	hood	
	★	<u>Look</u> at the <u>book</u> . It is a <u>book</u> on <u>wood</u> . It is a <u>good book</u> . It is a <u>good book</u> to <u>look</u> at.				
	READ	It is <u>good</u> to have a <u>book</u> . It is <u>good</u> to <u>look</u> at a <u>book</u> . You can <u>look</u> at a <u>book</u> . You can <u>look</u> at a <u>good book</u> . You can <u>look</u> at a <u>book</u> . I have seen you <u>look</u> at a <u>book</u> . I have seen you <u>look</u> at a <u>good book</u> . I have seen you sit and <u>look</u> at a <u>good book</u> . When you sit and <u>look</u> at a <u>book</u> you feel <u>good</u> .				




## THURSDAY

	LOOK & SAY	know	giraffe	reach	tongues	higher
	READ	 <p>Do you know a giraffe has a long tongue? It can reach leaves higher in the tree. Do you know a giraffe has a long neck? A giraffe can reach high leaves with his long neck and tongue. Did you know he cannot reach the moon? He cannot reach the moon with his long neck.</p> <div>  <span>leaves</span> </div>				



## FRIDAY

	LOOK & SAY	know	giraffe	reach	tongues	higher
	DRAW & WRITE	<p>1. I <u>look</u> at a <u>good</u> <u>book</u>.</p> <p>2. A giraffe has a long tongue.</p>				





MONDAY

	LOOK & SAY	hide	colour	enemies	helps	when
	SOUND OUT	pink	need	good	hang	
		spot	look	soon	plan	
	★	Look at the <u>pink spot</u> . Look at the <u>pink spot</u> on the moon.				
	READ	I <u>need</u> to hide. I <u>need</u> a <u>plan</u> . I <u>need</u> a <u>plan</u> to hide. The enemies must not <u>spot</u> me. The enemies will <u>look</u> for me. The enemies will <u>look</u> for me but must not <u>spot</u> me. I must hide in a <u>good spot</u> . When the enemies <u>look</u> for me, I must hide. The enemies will <u>look</u> for me. The enemies will <u>look</u> for me <u>soon</u> .				

TUESDAY




	WRITE	Copy the  and  words from Monday into your exercise books.				
---	-------	--	--	--	--	--

WEDNESDAY



	LOOK & SAY	hide	colour	enemies	helps	when
	SOUND OUT	pink	need	good	hang	
		spot	look	soon	plan	
	★	I have seen the colour <u>pink</u> . Do you know the colour <u>pink</u> ?				
	READ	I see a <u>spot</u> . Do you see the <u>spot</u> ? The <u>spot</u> is <u>pink</u> . Do you see the <u>pink spot</u> ? <u>Pink</u> is a <u>good</u> colour. <u>Look</u> at the <u>spot</u> . <u>Look</u> at the <u>pink spot</u> . It is a <u>good spot</u> . It is a <u>good pink spot</u> . I must not hide the <u>spot</u> . I must not hide the <u>pink spot</u> . You must not hide the <u>spot</u> . You must not hide the <u>pink spot</u> .				







## THURSDAY

	LOOK & SAY	hide	colour	enemies	helps	when
	READ	 <div data-bbox="406 481 646 560">chameleon</div>		<p>A chameleon can hide. He can hide from his enemies. He will hide with his colour. His enemies will not see him. They will <u>look</u>. They will <u>look</u> but they will not see him. This helps him to hide. This is a <u>good</u> way to hide. This is a <u>good</u> way to hide from his enemies.</p>		




## FRIDAY

	LOOK & SAY	hide	colour	enemies	helps	when
	DRAW & WRITE	<ol style="list-style-type: none"> <li>1. I see a <u>pink spot</u>.</li> <li>2. The chameleon will hide.</li> </ol>				





## MONDAY

	LOOK & SAY	hide	colour	enemies	helps	when
	SOUND OUT	pink	need	good	hang	
		spot	look	soon	plan	
	★	Look at the <u>pink spot</u> . Look at the <u>pink spot</u> on the moon.				
	READ	I <u>need</u> to hide. I <u>need</u> a <u>plan</u> . I <u>need</u> a <u>plan</u> to hide. The enemies must not <u>spot</u> me. The enemies will <u>look</u> for me. The enemies will <u>look</u> for me but must not <u>spot</u> me. I must hide in a <u>good spot</u> . When the enemies <u>look</u> for me, I must hide. The enemies will <u>look</u> for me. The enemies will <u>look</u> for me <u>soon</u> .				





## TUESDAY

	WRITE	Copy the  and  words from Monday into your exercise books.				
---	-------	--	--	--	--	--



## WEDNESDAY

	LOOK & SAY	hide	colour	enemies	helps	when
	SOUND OUT	pink	need	good	hang	
		spot	look	soon	plan	
	★	I have seen the colour <u>pink</u> . Do you know the colour <u>pink</u> ?				
	READ	I see a <u>spot</u> . Do you see the <u>spot</u> ? The <u>spot</u> is <u>pink</u> . Do you see the <u>pink spot</u> ? <u>Pink</u> is a <u>good</u> colour. <u>Look</u> at the <u>spot</u> . <u>Look</u> at the <u>pink spot</u> . It is a <u>good spot</u> . It is a <u>good pink spot</u> . I must not hide the <u>spot</u> . I must not hide the <u>pink spot</u> . You must not hide the <u>spot</u> . You must not hide the <u>pink spot</u> .				





## THURSDAY

	LOOK & SAY	hide	colour	enemies	helps	when
 	READ	 <div data-bbox="406 481 646 560" data-label="Caption"> <p>chameleon</p> </div>		<p>A chameleon can hide. He can hide from his enemies. He will hide with his colour. His enemies will not see him. They will <u>look</u>. They will <u>look</u> but they will not see him. This helps him to hide. This is a <u>good</u> way to hide. This is a <u>good</u> way to hide from his enemies.</p>		


## FRIDAY

	LOOK & SAY	hide	colour	enemies	helps	when
	DRAW & WRITE	<ol style="list-style-type: none"> <li>1. I see a <u>pink spot</u>.</li> <li>2. The chameleon will hide.</li> </ol>				





MONDAY

	LOOK & SAY	hide	colour	enemies	helps	when
	SOUND OUT	pink	need	good	hang	
		spot	look	soon	plan	
	★	Look at the <u>pink spot</u> . Look at the <u>pink spot</u> on the moon.				
	READ	I <u>need</u> to hide. I <u>need</u> a <u>plan</u> . I <u>need</u> a <u>plan</u> to hide. The enemies must not <u>spot</u> me. The enemies will <u>look</u> for me. The enemies will <u>look</u> for me but must not <u>spot</u> me. I must hide in a <u>good spot</u> . When the enemies <u>look</u> for me, I must hide. The enemies will <u>look</u> for me. The enemies will <u>look</u> for me <u>soon</u> .				





TUESDAY

	WRITE	Copy the  and  words from Monday into your exercise books.				
---	-------	--	--	--	--	--



WEDNESDAY

	LOOK & SAY	hide	colour	enemies	helps	when
	SOUND OUT	pink	need	good	hang	
		spot	look	soon	plan	
	★	I have seen the colour <u>pink</u> . Do you know the colour <u>pink</u> ?				
	READ	I see a <u>spot</u> . Do you see the <u>spot</u> ? The <u>spot</u> is <u>pink</u> . Do you see the <u>pink spot</u> ? <u>Pink</u> is a <u>good</u> colour. <u>Look</u> at the <u>spot</u> . <u>Look</u> at the <u>pink spot</u> . It is a <u>good spot</u> . It is a <u>good pink spot</u> . I must not hide the <u>spot</u> . I must not hide the <u>pink spot</u> . You must not hide the <u>spot</u> . You must not hide the <u>pink spot</u> .				





## THURSDAY

	LOOK & SAY	hide	colour	enemies	helps	when
 	READ	 <div data-bbox="406 470 651 555" data-label="Caption"> <p>chameleon</p> </div>		<p>A chameleon can hide. He can hide from his enemies. He will hide with his colour. His enemies will not see him. They will <u>look</u>. They will <u>look</u> but they will not see him. This helps him to hide. This is a <u>good</u> way to hide. This is a <u>good</u> way to hide from his enemies.</p>		




## FRIDAY

	LOOK & SAY	hide	colour	enemies	helps	when
	DRAW & WRITE	<ol style="list-style-type: none"> <li>1. I see a <u>pink spot</u>.</li> <li>2. The chameleon will hide.</li> </ol>				





## MONDAY

	LOOK & SAY	hide	colour	enemies	helps	when
	SOUND OUT	pink	need	good	hang	
		spot	look	soon	plan	
	★	Look at the <u>pink spot</u> . Look at the <u>pink spot</u> on the moon.				
	READ	I <u>need</u> to hide. I <u>need</u> a <u>plan</u> . I <u>need</u> a <u>plan</u> to hide. The enemies must not <u>spot</u> me. The enemies will <u>look</u> for me. The enemies will <u>look</u> for me but must not <u>spot</u> me. I must hide in a <u>good spot</u> . When the enemies <u>look</u> for me, I must hide. The enemies will <u>look</u> for me. The enemies will <u>look</u> for me <u>soon</u> .				





## TUESDAY

	WRITE	Copy the  and  words from Monday into your exercise books.				
---	-------	--	--	--	--	--



## WEDNESDAY

	LOOK & SAY	hide	colour	enemies	helps	when
	SOUND OUT	pink	need	good	hang	
		spot	look	soon	plan	
	★	I have seen the colour <u>pink</u> . Do you know the colour <u>pink</u> ?				
	READ	I see a <u>spot</u> . Do you see the <u>spot</u> ? The <u>spot</u> is <u>pink</u> . Do you see the <u>pink spot</u> ? <u>Pink</u> is a <u>good</u> colour. <u>Look</u> at the <u>spot</u> . <u>Look</u> at the <u>pink spot</u> . It is a <u>good spot</u> . It is a <u>good pink spot</u> . I must not hide the <u>spot</u> . I must not hide the <u>pink spot</u> . You must not hide the <u>spot</u> . You must not hide the <u>pink spot</u> .				





## THURSDAY

	LOOK & SAY	hide	colour	enemies	helps	when
 	READ	 <div data-bbox="406 470 651 555" data-label="Caption"> <p>chameleon</p> </div>		<p>A chameleon can hide. He can hide from his enemies. He will hide with his colour. His enemies will not see him. They will <u>look</u>. They will <u>look</u> but they will not see him. This helps him to hide. This is a <u>good</u> way to hide. This is a <u>good</u> way to hide from his enemies.</p>		




## FRIDAY

	LOOK & SAY	hide	colour	enemies	helps	when
	DRAW & WRITE	<ol style="list-style-type: none"> <li>1. I see a <u>pink spot</u>.</li> <li>2. The chameleon will hide.</li> </ol>				





## MONDAY

	LOOK & SAY	hide	colour	enemies	helps	when
	SOUND OUT	pink	need	good	hang	
		spot	look	soon	plan	
	★	Look at the <u>pink spot</u> . Look at the <u>pink spot</u> on the moon.				
	READ	I <u>need</u> to hide. I <u>need</u> a <u>plan</u> . I <u>need</u> a <u>plan</u> to hide. The enemies must not <u>spot</u> me. The enemies will <u>look</u> for me. The enemies will <u>look</u> for me but must not <u>spot</u> me. I must hide in a <u>good spot</u> . When the enemies <u>look</u> for me, I must hide. The enemies will <u>look</u> for me. The enemies will <u>look</u> for me <u>soon</u> .				

## TUESDAY





	WRITE	Copy the  and  words from Monday into your exercise books.				
---	-------	--	--	--	--	--

## WEDNESDAY



	LOOK & SAY	hide	colour	enemies	helps	when
	SOUND OUT	pink	need	good	hang	
		spot	look	soon	plan	
	★	I have seen the colour <u>pink</u> . Do you know the colour <u>pink</u> ?				
	READ	I see a <u>spot</u> . Do you see the <u>spot</u> ? The <u>spot</u> is <u>pink</u> . Do you see the <u>pink spot</u> ? <u>Pink</u> is a <u>good</u> colour. <u>Look</u> at the <u>spot</u> . <u>Look</u> at the <u>pink spot</u> . It is a <u>good spot</u> . It is a <u>good pink spot</u> . I must not hide the <u>spot</u> . I must not hide the <u>pink spot</u> . You must not hide the <u>spot</u> . You must not hide the <u>pink spot</u> .				







## THURSDAY

	LOOK & SAY	hide	colour	enemies	helps	when
 	READ	 <div data-bbox="406 470 651 555" data-label="Caption"> <p>chameleon</p> </div>		<p>A chameleon can hide. He can hide from his enemies. He will hide with his colour. His enemies will not see him. They will <u>look</u>. They will <u>look</u> but they will not see him. This helps him to hide. This is a <u>good</u> way to hide. This is a <u>good</u> way to hide from his enemies.</p>		




## FRIDAY

	LOOK & SAY	hide	colour	enemies	helps	when
	DRAW & WRITE	<ol style="list-style-type: none"> <li>1. I see a <u>pink spot</u>.</li> <li>2. The chameleon will hide.</li> </ol>				





## MONDAY

	LOOK & SAY	hide	colour	enemies	helps	when
	SOUND OUT	pink	need	good	hang	
		spot	look	soon	plan	
	★	Look at the <u>pink spot</u> . Look at the <u>pink spot</u> on the moon.				
	READ	I <u>need</u> to hide. I <u>need</u> a <u>plan</u> . I <u>need</u> a <u>plan</u> to hide. The enemies must not <u>spot</u> me. The enemies will <u>look</u> for me. The enemies will <u>look</u> for me but must not <u>spot</u> me. I must hide in a <u>good spot</u> . When the enemies <u>look</u> for me, I must hide. The enemies will <u>look</u> for me. The enemies will <u>look</u> for me <u>soon</u> .				




## TUESDAY

	WRITE	Copy the  and  words from Monday into your exercise books.				
---	-------	--	--	--	--	--



## WEDNESDAY

	LOOK & SAY	hide	colour	enemies	helps	when
	SOUND OUT	pink	need	good	hang	
		spot	look	soon	plan	
	★	I have seen the colour <u>pink</u> . Do you know the colour <u>pink</u> ?				
	READ	I see a <u>spot</u> . Do you see the <u>spot</u> ? The <u>spot</u> is <u>pink</u> . Do you see the <u>pink spot</u> ? <u>Pink</u> is a <u>good</u> colour. <u>Look</u> at the <u>spot</u> . <u>Look</u> at the <u>pink spot</u> . It is a <u>good spot</u> . It is a <u>good pink spot</u> . I must not hide the <u>spot</u> . I must not hide the <u>pink spot</u> . You must not hide the <u>spot</u> . You must not hide the <u>pink spot</u> .				





## THURSDAY

	LOOK & SAY	hide	colour	enemies	helps	when
	READ			<p>A chameleon can hide. He can hide from his enemies. He will hide with his colour. His enemies will not see him. They will <u>look</u>. They will <u>look</u> but they will not see him. This helps him to hide. This is a <u>good</u> way to hide. This is a <u>good</u> way to hide from his enemies.</p>		




## FRIDAY

	LOOK & SAY	hide	colour	enemies	helps	when
	DRAW & WRITE	<ol style="list-style-type: none"> <li>1. I see a <u>pink spot</u>.</li> <li>2. The chameleon will hide.</li> </ol>				





## MONDAY

	LOOK & SAY	hide	colour	enemies	helps	when
	SOUND OUT	pink	need	good	hang	
		spot	look	soon	plan	
	★	Look at the <u>pink spot</u> . Look at the <u>pink spot</u> on the moon.				
	READ	I <u>need</u> to hide. I <u>need</u> a <u>plan</u> . I <u>need</u> a <u>plan</u> to hide. The enemies must not <u>spot</u> me. The enemies will <u>look</u> for me. The enemies will <u>look</u> for me but must not <u>spot</u> me. I must hide in a <u>good spot</u> . When the enemies <u>look</u> for me, I must hide. The enemies will <u>look</u> for me. The enemies will <u>look</u> for me <u>soon</u> .				




## TUESDAY

	WRITE	Copy the  and  words from Monday into your exercise books.				
---	-------	--	--	--	--	--



## WEDNESDAY

	LOOK & SAY	hide	colour	enemies	helps	when
	SOUND OUT	pink	need	good	hang	
		spot	look	soon	plan	
	★	I have seen the colour <u>pink</u> . Do you know the colour <u>pink</u> ?				
	READ	I see a <u>spot</u> . Do you see the <u>spot</u> ? The <u>spot</u> is <u>pink</u> . Do you see the <u>pink spot</u> ? <u>Pink</u> is a <u>good</u> colour. <u>Look</u> at the <u>spot</u> . <u>Look</u> at the <u>pink spot</u> . It is a <u>good spot</u> . It is a <u>good pink spot</u> . I must not hide the <u>spot</u> . I must not hide the <u>pink spot</u> . You must not hide the <u>spot</u> . You must not hide the <u>pink spot</u> .				





## THURSDAY

	LOOK & SAY	hide	colour	enemies	helps	when
	READ	 <div data-bbox="406 481 646 560">chameleon</div>		<p>A chameleon can hide. He can hide from his enemies. He will hide with his colour. His enemies will not see him. They will <u>look</u>. They will <u>look</u> but they will not see him. This helps him to hide. This is a <u>good</u> way to hide. This is a <u>good</u> way to hide from his enemies.</p>		




## FRIDAY

	LOOK & SAY	hide	colour	enemies	helps	when
	DRAW & WRITE	<ol style="list-style-type: none"> <li>1. I see a <u>pink spot</u>.</li> <li>2. The chameleon will hide.</li> </ol>				





## MONDAY

	LOOK & SAY	hide	colour	enemies	helps	when
	SOUND OUT	pink	need	good	hang	
		spot	look	soon	plan	
	★	Look at the <u>pink spot</u> . Look at the <u>pink spot</u> on the moon.				
	READ	I <u>need</u> to hide. I <u>need</u> a <u>plan</u> . I <u>need</u> a <u>plan</u> to hide. The enemies must not <u>spot</u> me. The enemies will <u>look</u> for me. The enemies will <u>look</u> for me but must not <u>spot</u> me. I must hide in a <u>good spot</u> . When the enemies <u>look</u> for me, I must hide. The enemies will <u>look</u> for me. The enemies will <u>look</u> for me <u>soon</u> .				




## TUESDAY

	WRITE	Copy the  and  words from Monday into your exercise books.				
---	-------	--	--	--	--	--



## WEDNESDAY

	LOOK & SAY	hide	colour	enemies	helps	when
	SOUND OUT	pink	need	good	hang	
		spot	look	soon	plan	
	★	I have seen the colour <u>pink</u> . Do you know the colour <u>pink</u> ?				
	READ	I see a <u>spot</u> . Do you see the <u>spot</u> ? The <u>spot</u> is <u>pink</u> . Do you see the <u>pink spot</u> ? <u>Pink</u> is a <u>good</u> colour. <u>Look</u> at the <u>spot</u> . <u>Look</u> at the <u>pink spot</u> . It is a <u>good spot</u> . It is a <u>good pink spot</u> . I must not hide the <u>spot</u> . I must not hide the <u>pink spot</u> . You must not hide the <u>spot</u> . You must not hide the <u>pink spot</u> .				




## THURSDAY

	LOOK & SAY	hide	colour	enemies	helps	when
	READ			<p>A chameleon can hide. He can hide from his enemies. He will hide with his colour. His enemies will not see him. They will <u>look</u>. They will <u>look</u> but they will not see him. This helps him to hide. This is a <u>good</u> way to hide. This is a <u>good</u> way to hide from his enemies.</p>		




## FRIDAY

	LOOK & SAY	hide	colour	enemies	helps	when
	DRAW & WRITE	<ol style="list-style-type: none"> <li>1. I see a <u>pink spot</u>.</li> <li>2. The chameleon will hide.</li> </ol>				





MONDAY

	LOOK & SAY	hide	colour	enemies	helps	when
	SOUND OUT	pink	need	good	hang	
		spot	look	soon	plan	
	★	Look at the <u>pink spot</u> . Look at the <u>pink spot</u> on the moon.				
	READ	I <u>need</u> to hide. I <u>need</u> a <u>plan</u> . I <u>need</u> a <u>plan</u> to hide. The enemies must not <u>spot</u> me. The enemies will <u>look</u> for me. The enemies will <u>look</u> for me but must not <u>spot</u> me. I must hide in a <u>good spot</u> . When the enemies <u>look</u> for me, I must hide. The enemies will <u>look</u> for me. The enemies will <u>look</u> for me <u>soon</u> .				

TUESDAY





	WRITE	Copy the  and  words from Monday into your exercise books.				
---	-------	--	--	--	--	--

WEDNESDAY



	LOOK & SAY	hide	colour	enemies	helps	when
	SOUND OUT	pink	need	good	hang	
		spot	look	soon	plan	
	★	I have seen the colour <u>pink</u> . Do you know the colour <u>pink</u> ?				
	READ	I see a <u>spot</u> . Do you see the <u>spot</u> ? The <u>spot</u> is <u>pink</u> . Do you see the <u>pink spot</u> ? <u>Pink</u> is a <u>good</u> colour. <u>Look</u> at the <u>spot</u> . <u>Look</u> at the <u>pink spot</u> . It is a <u>good spot</u> . It is a <u>good pink spot</u> . I must not hide the <u>spot</u> . I must not hide the <u>pink spot</u> . You must not hide the <u>spot</u> . You must not hide the <u>pink spot</u> .				







## THURSDAY

	LOOK & SAY	hide	colour	enemies	helps	when
 	READ	 <div data-bbox="406 481 646 560" data-label="Caption"> <p>chameleon</p> </div>		<p>A chameleon can hide. He can hide from his enemies. He will hide with his colour. His enemies will not see him. They will <u>look</u>. They will <u>look</u> but they will not see him. This helps him to hide. This is a <u>good</u> way to hide. This is a <u>good</u> way to hide from his enemies.</p>		




## FRIDAY

	LOOK & SAY	hide	colour	enemies	helps	when
	DRAW & WRITE	<ol style="list-style-type: none"> <li>1. I see a <u>pink spot</u>.</li> <li>2. The chameleon will hide.</li> </ol>				





## MONDAY

	LOOK & SAY	hide	colour	enemies	helps	when
	SOUND OUT	pink	need	good	hang	
		spot	look	soon	plan	
	★	Look at the <u>pink spot</u> . Look at the <u>pink spot</u> on the moon.				
	READ	I <u>need</u> to hide. I <u>need</u> a <u>plan</u> . I <u>need</u> a <u>plan</u> to hide. The enemies must not <u>spot</u> me. The enemies will <u>look</u> for me. The enemies will <u>look</u> for me but must not <u>spot</u> me. I must hide in a <u>good spot</u> . When the enemies <u>look</u> for me, I must hide. The enemies will <u>look</u> for me. The enemies will <u>look</u> for me <u>soon</u> .				




## TUESDAY

	WRITE	Copy the  and  words from Monday into your exercise books.				
---	-------	--	--	--	--	--



## WEDNESDAY

	LOOK & SAY	hide	colour	enemies	helps	when
	SOUND OUT	pink	need	good	hang	
		spot	look	soon	plan	
	★	I have seen the colour <u>pink</u> . Do you know the colour <u>pink</u> ?				
	READ	I see a <u>spot</u> . Do you see the <u>spot</u> ? The <u>spot</u> is <u>pink</u> . Do you see the <u>pink spot</u> ? <u>Pink</u> is a <u>good</u> colour. <u>Look</u> at the <u>spot</u> . <u>Look</u> at the <u>pink spot</u> . It is a <u>good spot</u> . It is a <u>good pink spot</u> . I must not hide the <u>spot</u> . I must not hide the <u>pink spot</u> . You must not hide the <u>spot</u> . You must not hide the <u>pink spot</u> .				





## THURSDAY

	LOOK & SAY	hide	colour	enemies	helps	when
	READ			<p>A chameleon can hide. He can hide from his enemies. He will hide with his colour. His enemies will not see him. They will <u>look</u>. They will <u>look</u> but they will not see him. This helps him to hide. This is a <u>good</u> way to hide. This is a <u>good</u> way to hide from his enemies.</p>		



## FRIDAY

	LOOK & SAY	hide	colour	enemies	helps	when
	DRAW & WRITE	<ol style="list-style-type: none"> <li>1. I see a <u>pink spot</u>.</li> <li>2. The chameleon will hide.</li> </ol>				





MONDAY

	LOOK & SAY	hide	colour	enemies	helps	when
	SOUND OUT	pink	need	good	hang	
		spot	look	soon	plan	
	★	Look at the <u>pink spot</u> . Look at the <u>pink spot</u> on the moon.				
	READ	I <u>need</u> to hide. I <u>need</u> a <u>plan</u> . I <u>need</u> a <u>plan</u> to hide. The enemies must not <u>spot</u> me. The enemies will <u>look</u> for me. The enemies will <u>look</u> for me but must not <u>spot</u> me. I must hide in a <u>good spot</u> . When the enemies <u>look</u> for me, I must hide. The enemies will <u>look</u> for me. The enemies will <u>look</u> for me <u>soon</u> .				




TUESDAY

	WRITE	Copy the  and  words from Monday into your exercise books.				
---	-------	--	--	--	--	--



WEDNESDAY

	LOOK & SAY	hide	colour	enemies	helps	when
	SOUND OUT	pink	need	good	hang	
		spot	look	soon	plan	
	★	I have seen the colour <u>pink</u> . Do you know the colour <u>pink</u> ?				
	READ	I see a <u>spot</u> . Do you see the <u>spot</u> ? The <u>spot</u> is <u>pink</u> . Do you see the <u>pink spot</u> ? <u>Pink</u> is a <u>good</u> colour. <u>Look</u> at the <u>spot</u> . <u>Look</u> at the <u>pink spot</u> . It is a <u>good spot</u> . It is a <u>good pink spot</u> . I must not hide the <u>spot</u> . I must not hide the <u>pink spot</u> . You must not hide the <u>spot</u> . You must not hide the <u>pink spot</u> .				





## THURSDAY

	LOOK & SAY	hide	colour	enemies	helps	when
	READ	 <div data-bbox="406 481 646 560">chameleon</div>		<p>A chameleon can hide. He can hide from his enemies. He will hide with his colour. His enemies will not see him. They will <u>look</u>. They will <u>look</u> but they will not see him. This helps him to hide. This is a <u>good</u> way to hide. This is a <u>good</u> way to hide from his enemies.</p>		




## FRIDAY

	LOOK & SAY	hide	colour	enemies	helps	when
	DRAW & WRITE	<ol style="list-style-type: none"> <li>1. I see a <u>pink spot</u>.</li> <li>2. The chameleon will hide.</li> </ol>				





## MONDAY

	LOOK & SAY	hide	colour	enemies	helps	when
	SOUND OUT	pink	need	good	hang	
		spot	look	soon	plan	
	★	Look at the <u>pink spot</u> . Look at the <u>pink spot</u> on the moon.				
	READ	I <u>need</u> to hide. I <u>need</u> a <u>plan</u> . I <u>need</u> a <u>plan</u> to hide. The enemies must not <u>spot</u> me. The enemies will <u>look</u> for me. The enemies will <u>look</u> for me but must not <u>spot</u> me. I must hide in a <u>good spot</u> . When the enemies <u>look</u> for me, I must hide. The enemies will <u>look</u> for me. The enemies will <u>look</u> for me <u>soon</u> .				




## TUESDAY

	WRITE	Copy the  and  words from Monday into your exercise books.				
---	-------	--	--	--	--	--



## WEDNESDAY

	LOOK & SAY	hide	colour	enemies	helps	when
	SOUND OUT	pink	need	good	hang	
		spot	look	soon	plan	
	★	I have seen the colour <u>pink</u> . Do you know the colour <u>pink</u> ?				
	READ	I see a <u>spot</u> . Do you see the <u>spot</u> ? The <u>spot</u> is <u>pink</u> . Do you see the <u>pink spot</u> ? <u>Pink</u> is a <u>good</u> colour. <u>Look</u> at the <u>spot</u> . <u>Look</u> at the <u>pink spot</u> . It is a <u>good spot</u> . It is a <u>good pink spot</u> . I must not hide the <u>spot</u> . I must not hide the <u>pink spot</u> . You must not hide the <u>spot</u> . You must not hide the <u>pink spot</u> .				





## THURSDAY

	LOOK & SAY	hide	colour	enemies	helps	when
	READ	 <div data-bbox="406 481 646 560">chameleon</div>		<p>A chameleon can hide. He can hide from his enemies. He will hide with his colour. His enemies will not see him. They will <u>look</u>. They will <u>look</u> but they will not see him. This helps him to hide. This is a <u>good</u> way to hide. This is a <u>good</u> way to hide from his enemies.</p>		




## FRIDAY

	LOOK & SAY	hide	colour	enemies	helps	when
	DRAW & WRITE	<ol style="list-style-type: none"> <li>1. I see a <u>pink spot</u>.</li> <li>2. The chameleon will hide.</li> </ol>				





## MONDAY

	LOOK & SAY	hide	colour	enemies	helps	when
	SOUND OUT	pink	need	good	hang	
		spot	look	soon	plan	
	★	Look at the <u>pink spot</u> . Look at the <u>pink spot</u> on the moon.				
	READ	I <u>need</u> to hide. I <u>need</u> a <u>plan</u> . I <u>need</u> a <u>plan</u> to hide. The enemies must not <u>spot</u> me. The enemies will <u>look</u> for me. The enemies will <u>look</u> for me but must not <u>spot</u> me. I must hide in a <u>good spot</u> . When the enemies <u>look</u> for me, I must hide. The enemies will <u>look</u> for me. The enemies will <u>look</u> for me <u>soon</u> .				

## TUESDAY





	WRITE	Copy the  and  words from Monday into your exercise books.				
---	-------	--	--	--	--	--

## WEDNESDAY



	LOOK & SAY	hide	colour	enemies	helps	when
	SOUND OUT	pink	need	good	hang	
		spot	look	soon	plan	
	★	I have seen the colour <u>pink</u> . Do you know the colour <u>pink</u> ?				
	READ	I see a <u>spot</u> . Do you see the <u>spot</u> ? The <u>spot</u> is <u>pink</u> . Do you see the <u>pink spot</u> ? <u>Pink</u> is a <u>good</u> colour. <u>Look</u> at the <u>spot</u> . <u>Look</u> at the <u>pink spot</u> . It is a <u>good spot</u> . It is a <u>good pink spot</u> . I must not hide the <u>spot</u> . I must not hide the <u>pink spot</u> . You must not hide the <u>spot</u> . You must not hide the <u>pink spot</u> .				







## THURSDAY

	LOOK & SAY	hide	colour	enemies	helps	when
 	READ	 <div data-bbox="406 481 646 560" data-label="Caption"> <p>chameleon</p> </div>		<p>A chameleon can hide. He can hide from his enemies. He will hide with his colour. His enemies will not see him. They will <u>look</u>. They will <u>look</u> but they will not see him. This helps him to hide. This is a <u>good</u> way to hide. This is a <u>good</u> way to hide from his enemies.</p>		




## FRIDAY

	LOOK & SAY	hide	colour	enemies	helps	when
	DRAW & WRITE	<ol style="list-style-type: none"> <li>1. I see a <u>pink spot</u>.</li> <li>2. The chameleon will hide.</li> </ol>				





## MONDAY

	LOOK & SAY	hide	colour	enemies	helps	when
	SOUND OUT	pink	need	good	hang	
		spot	look	soon	plan	
	★	Look at the <u>pink spot</u> . Look at the <u>pink spot</u> on the moon.				
	READ	I <u>need</u> to hide. I <u>need</u> a <u>plan</u> . I <u>need</u> a <u>plan</u> to hide. The enemies must not <u>spot</u> me. The enemies will <u>look</u> for me. The enemies will <u>look</u> for me but must not <u>spot</u> me. I must hide in a <u>good spot</u> . When the enemies <u>look</u> for me, I must hide. The enemies will <u>look</u> for me. The enemies will <u>look</u> for me <u>soon</u> .				




## TUESDAY

	WRITE	Copy the  and  words from Monday into your exercise books.				
---	-------	--	--	--	--	--



## WEDNESDAY

	LOOK & SAY	hide	colour	enemies	helps	when
	SOUND OUT	pink	need	good	hang	
		spot	look	soon	plan	
	★	I have seen the colour <u>pink</u> . Do you know the colour <u>pink</u> ?				
	READ	I see a <u>spot</u> . Do you see the <u>spot</u> ? The <u>spot</u> is <u>pink</u> . Do you see the <u>pink spot</u> ? <u>Pink</u> is a <u>good</u> colour. <u>Look</u> at the <u>spot</u> . <u>Look</u> at the <u>pink spot</u> . It is a <u>good spot</u> . It is a <u>good pink spot</u> . I must not hide the <u>spot</u> . I must not hide the <u>pink spot</u> . You must not hide the <u>spot</u> . You must not hide the <u>pink spot</u> .				





## THURSDAY

	LOOK & SAY	hide	colour	enemies	helps	when
	READ			<p>A chameleon can hide. He can hide from his enemies. He will hide with his colour. His enemies will not see him. They will <u>look</u>. They will <u>look</u> but they will not see him. This helps him to hide. This is a <u>good</u> way to hide. This is a <u>good</u> way to hide from his enemies.</p>		


## FRIDAY

	LOOK & SAY	hide	colour	enemies	helps	when
	DRAW & WRITE	<ol style="list-style-type: none"> <li>1. I see a <u>pink spot</u>.</li> <li>2. The chameleon will hide.</li> </ol>				





MONDAY

	LOOK & SAY	hide	colour	enemies	helps	when
	SOUND OUT	pink	need	good	hang	
		spot	look	soon	plan	
	★	Look at the <u>pink spot</u> . Look at the <u>pink spot</u> on the moon.				
	READ	I <u>need</u> to hide. I <u>need</u> a <u>plan</u> . I <u>need</u> a <u>plan</u> to hide. The enemies must not <u>spot</u> me. The enemies will <u>look</u> for me. The enemies will <u>look</u> for me but must not <u>spot</u> me. I must hide in a <u>good spot</u> . When the enemies <u>look</u> for me, I must hide. The enemies will <u>look</u> for me. The enemies will <u>look</u> for me <u>soon</u> .				





TUESDAY

	WRITE	Copy the  and  words from Monday into your exercise books.				
---	-------	--	--	--	--	--



WEDNESDAY

	LOOK & SAY	hide	colour	enemies	helps	when
	SOUND OUT	pink	need	good	hang	
		spot	look	soon	plan	
	★	I have seen the colour <u>pink</u> . Do you know the colour <u>pink</u> ?				
	READ	I see a <u>spot</u> . Do you see the <u>spot</u> ? The <u>spot</u> is <u>pink</u> . Do you see the <u>pink spot</u> ? <u>Pink</u> is a <u>good</u> colour. <u>Look</u> at the <u>spot</u> . <u>Look</u> at the <u>pink spot</u> . It is a <u>good spot</u> . It is a <u>good pink spot</u> . I must not hide the <u>spot</u> . I must not hide the <u>pink spot</u> . You must not hide the <u>spot</u> . You must not hide the <u>pink spot</u> .				





## THURSDAY

	LOOK & SAY	hide	colour	enemies	helps	when
 	READ	 <div data-bbox="406 481 646 560" data-label="Caption">chameleon</div>		<p>A chameleon can hide. He can hide from his enemies. He will hide with his colour. His enemies will not see him. They will <u>look</u>. They will <u>look</u> but they will not see him. This helps him to hide. This is a <u>good</u> way to hide. This is a <u>good</u> way to hide from his enemies.</p>		




## FRIDAY

	LOOK & SAY	hide	colour	enemies	helps	when
	DRAW & WRITE	<ol style="list-style-type: none"> <li>1. I see a <u>pink spot</u>.</li> <li>2. The chameleon will hide.</li> </ol>				





## MONDAY

	LOOK & SAY	hide	colour	enemies	helps	when
	SOUND OUT	pink	need	good	hang	
		spot	look	soon	plan	
	★	Look at the <u>pink spot</u> . Look at the <u>pink spot</u> on the moon.				
	READ	I <u>need</u> to hide. I <u>need</u> a <u>plan</u> . I <u>need</u> a <u>plan</u> to hide. The enemies must not <u>spot</u> me. The enemies will <u>look</u> for me. The enemies will <u>look</u> for me but must not <u>spot</u> me. I must hide in a <u>good spot</u> . When the enemies <u>look</u> for me, I must hide. The enemies will <u>look</u> for me. The enemies will <u>look</u> for me <u>soon</u> .				




## TUESDAY

	WRITE	Copy the  and  words from Monday into your exercise books.				
---	-------	--	--	--	--	--



## WEDNESDAY

	LOOK & SAY	hide	colour	enemies	helps	when
	SOUND OUT	pink	need	good	hang	
		spot	look	soon	plan	
	★	I have seen the colour <u>pink</u> . Do you know the colour <u>pink</u> ?				
	READ	I see a <u>spot</u> . Do you see the <u>spot</u> ? The <u>spot</u> is <u>pink</u> . Do you see the <u>pink spot</u> ? <u>Pink</u> is a <u>good</u> colour. <u>Look</u> at the <u>spot</u> . <u>Look</u> at the <u>pink spot</u> . It is a <u>good spot</u> . It is a <u>good pink spot</u> . I must not hide the <u>spot</u> . I must not hide the <u>pink spot</u> . You must not hide the <u>spot</u> . You must not hide the <u>pink spot</u> .				




## THURSDAY

	LOOK & SAY	hide	colour	enemies	helps	when
	READ			<p>A chameleon can hide. He can hide from his enemies. He will hide with his colour. His enemies will not see him. They will <u>look</u>. They will <u>look</u> but they will not see him. This helps him to hide. This is a <u>good</u> way to hide. This is a <u>good</u> way to hide from his enemies.</p>		



## FRIDAY

	LOOK & SAY	hide	colour	enemies	helps	when
	DRAW & WRITE	<ol style="list-style-type: none"> <li>1. I see a <u>pink spot</u>.</li> <li>2. The chameleon will hide.</li> </ol>				





MONDAY

	LOOK & SAY	hide	colour	enemies	helps	when
	SOUND OUT	pink	need	good	hang	
		spot	look	soon	plan	
	★	Look at the <u>pink spot</u> . Look at the <u>pink spot</u> on the moon.				
	READ	I <u>need</u> to hide. I <u>need</u> a <u>plan</u> . I <u>need</u> a <u>plan</u> to hide. The enemies must not <u>spot</u> me. The enemies will <u>look</u> for me. The enemies will <u>look</u> for me but must not <u>spot</u> me. I must hide in a <u>good spot</u> . When the enemies <u>look</u> for me, I must hide. The enemies will <u>look</u> for me. The enemies will <u>look</u> for me <u>soon</u> .				

TUESDAY




	WRITE	Copy the  and  words from Monday into your exercise books.				
---	-------	--	--	--	--	--

WEDNESDAY



	LOOK & SAY	hide	colour	enemies	helps	when
	SOUND OUT	pink	need	good	hang	
		spot	look	soon	plan	
	★	I have seen the colour <u>pink</u> . Do you know the colour <u>pink</u> ?				
	READ	I see a <u>spot</u> . Do you see the <u>spot</u> ? The <u>spot</u> is <u>pink</u> . Do you see the <u>pink spot</u> ? <u>Pink</u> is a <u>good</u> colour. <u>Look</u> at the <u>spot</u> . <u>Look</u> at the <u>pink spot</u> . It is a <u>good spot</u> . It is a <u>good pink spot</u> . I must not hide the <u>spot</u> . I must not hide the <u>pink spot</u> . You must not hide the <u>spot</u> . You must not hide the <u>pink spot</u> .				







## THURSDAY

	LOOK & SAY	hide	colour	enemies	helps	when
	READ			<p>A chameleon can hide. He can hide from his enemies. He will hide with his colour. His enemies will not see him. They will <u>look</u>. They will <u>look</u> but they will not see him. This helps him to hide. This is a <u>good</u> way to hide. This is a <u>good</u> way to hide from his enemies.</p>		




## FRIDAY

	LOOK & SAY	hide	colour	enemies	helps	when
	DRAW & WRITE	<ol style="list-style-type: none"> <li>1. I see a <u>pink spot</u>.</li> <li>2. The chameleon will hide.</li> </ol>				





MONDAY

	LOOK & SAY	hide	colour	enemies	helps	when
	SOUND OUT	pink	need	good	hang	
		spot	look	soon	plan	
	★	Look at the <u>pink spot</u> . Look at the <u>pink spot</u> on the moon.				
	READ	I <u>need</u> to hide. I <u>need</u> a <u>plan</u> . I <u>need</u> a <u>plan</u> to hide. The enemies must not <u>spot</u> me. The enemies will <u>look</u> for me. The enemies will <u>look</u> for me but must not <u>spot</u> me. I must hide in a <u>good spot</u> . When the enemies <u>look</u> for me, I must hide. The enemies will <u>look</u> for me. The enemies will <u>look</u> for me <u>soon</u> .				





TUESDAY

	WRITE	Copy the  and  words from Monday into your exercise books.				
---	-------	--	--	--	--	--



WEDNESDAY

	LOOK & SAY	hide	colour	enemies	helps	when
	SOUND OUT	pink	need	good	hang	
		spot	look	soon	plan	
	★	I have seen the colour <u>pink</u> . Do you know the colour <u>pink</u> ?				
	READ	I see a <u>spot</u> . Do you see the <u>spot</u> ? The <u>spot</u> is <u>pink</u> . Do you see the <u>pink spot</u> ? <u>Pink</u> is a <u>good</u> colour. <u>Look</u> at the <u>spot</u> . <u>Look</u> at the <u>pink spot</u> . It is a <u>good spot</u> . It is a <u>good pink spot</u> . I must not hide the <u>spot</u> . I must not hide the <u>pink spot</u> . You must not hide the <u>spot</u> . You must not hide the <u>pink spot</u> .				





## THURSDAY

	LOOK & SAY	hide	colour	enemies	helps	when
 	READ	 <div data-bbox="406 481 646 560" data-label="Caption">chameleon</div>		<p>A chameleon can hide. He can hide from his enemies. He will hide with his colour. His enemies will not see him. They will <u>look</u>. They will <u>look</u> but they will not see him. This helps him to hide. This is a <u>good</u> way to hide. This is a <u>good</u> way to hide from his enemies.</p>		




## FRIDAY

	LOOK & SAY	hide	colour	enemies	helps	when
	DRAW & WRITE	<ol style="list-style-type: none"> <li>1. I see a <u>pink spot</u>.</li> <li>2. The chameleon will hide.</li> </ol>				





## MONDAY

	LOOK & SAY	hide	colour	enemies	helps	when
	SOUND OUT	pink	need	good	hang	
		spot	look	soon	plan	
	★	Look at the <u>pink spot</u> . Look at the <u>pink spot</u> on the moon.				
	READ	I <u>need</u> to hide. I <u>need</u> a <u>plan</u> . I <u>need</u> a <u>plan</u> to hide. The enemies must not <u>spot</u> me. The enemies will <u>look</u> for me. The enemies will <u>look</u> for me but must not <u>spot</u> me. I must hide in a <u>good spot</u> . When the enemies <u>look</u> for me, I must hide. The enemies will <u>look</u> for me. The enemies will <u>look</u> for me <u>soon</u> .				




## TUESDAY

	WRITE	Copy the  and  words from Monday into your exercise books.				
---	-------	--	--	--	--	--



## WEDNESDAY

	LOOK & SAY	hide	colour	enemies	helps	when
	SOUND OUT	pink	need	good	hang	
		spot	look	soon	plan	
	★	I have seen the colour <u>pink</u> . Do you know the colour <u>pink</u> ?				
	READ	I see a <u>spot</u> . Do you see the <u>spot</u> ? The <u>spot</u> is <u>pink</u> . Do you see the <u>pink spot</u> ? <u>Pink</u> is a <u>good</u> colour. <u>Look</u> at the <u>spot</u> . <u>Look</u> at the <u>pink spot</u> . It is a <u>good spot</u> . It is a <u>good pink spot</u> . I must not hide the <u>spot</u> . I must not hide the <u>pink spot</u> . You must not hide the <u>spot</u> . You must not hide the <u>pink spot</u> .				





## THURSDAY

	LOOK & SAY	hide	colour	enemies	helps	when
	READ			<p>A chameleon can hide. He can hide from his enemies. He will hide with his colour. His enemies will not see him. They will <u>look</u>. They will <u>look</u> but they will not see him. This helps him to hide. This is a <u>good</u> way to hide. This is a <u>good</u> way to hide from his enemies.</p>		




## FRIDAY

	LOOK & SAY	hide	colour	enemies	helps	when
	DRAW & WRITE	<ol style="list-style-type: none"> <li>1. I see a <u>pink spot</u>.</li> <li>2. The chameleon will hide.</li> </ol>				





MONDAY

	LOOK & SAY	hide	colour	enemies	helps	when
	SOUND OUT	pink	need	good	hang	
		spot	look	soon	plan	
	★	Look at the <u>pink spot</u> . Look at the <u>pink spot</u> on the moon.				
	READ	I <u>need</u> to hide. I <u>need</u> a <u>plan</u> . I <u>need</u> a <u>plan</u> to hide. The enemies must not <u>spot</u> me. The enemies will <u>look</u> for me. The enemies will <u>look</u> for me but must not <u>spot</u> me. I must hide in a <u>good spot</u> . When the enemies <u>look</u> for me, I must hide. The enemies will <u>look</u> for me. The enemies will <u>look</u> for me <u>soon</u> .				




TUESDAY

	WRITE	Copy the  and  words from Monday into your exercise books.				
---	-------	--	--	--	--	--



WEDNESDAY

	LOOK & SAY	hide	colour	enemies	helps	when
	SOUND OUT	pink	need	good	hang	
		spot	look	soon	plan	
	★	I have seen the colour <u>pink</u> . Do you know the colour <u>pink</u> ?				
	READ	I see a <u>spot</u> . Do you see the <u>spot</u> ? The <u>spot</u> is <u>pink</u> . Do you see the <u>pink spot</u> ? <u>Pink</u> is a <u>good</u> colour. <u>Look</u> at the <u>spot</u> . <u>Look</u> at the <u>pink spot</u> . It is a <u>good spot</u> . It is a <u>good pink spot</u> . I must not hide the <u>spot</u> . I must not hide the <u>pink spot</u> . You must not hide the <u>spot</u> . You must not hide the <u>pink spot</u> .				

## THURSDAY

	LOOK & SAY	hide	colour	enemies	helps	when
	READ	 <div data-bbox="406 481 646 560">chameleon</div>		<p>A chameleon can hide. He can hide from his enemies. He will hide with his colour. His enemies will not see him. They will <u>look</u>. They will <u>look</u> but they will not see him. This helps him to hide. This is a <u>good</u> way to hide. This is a <u>good</u> way to hide from his enemies.</p>		

## FRIDAY

	LOOK & SAY	hide	colour	enemies	helps	when
	DRAW & WRITE	<ol style="list-style-type: none"> <li>1. I see a <u>pink spot</u>.</li> <li>2. The chameleon will hide.</li> </ol>				