

The CAPS requires teachers to allocate some time each day for focused group-guided reading.

In group-guided reading, teachers guide learners of a similar reading level, to read the same book, in a group.

The reading session should include a range of word attack skills and comprehension strategies that children require when reading.

Reading effectively also requires "text talk" between the teacher and learners, and amongst the children in the group. These books include a number of "text talk", comprehension and other related activities to help teachers direct group reading in their classes.

ISBN 978-1-4315-XXXX-X



ISBN 978-1-4315-xxx-x

**THIS BOOK MAY NOT
BE SOLD.**



basic education

Department:
Basic Education
REPUBLIC OF SOUTH AFRICA

Published by the Department of Basic Education
222 Struben Street, Pretoria
South Africa

© Department of Basic Education
First edition 2016

The Department of Basic Education has made every effort to trace copyright holders but if any have been inadvertently overlooked, the Department will be pleased to make the necessary arrangements at the first opportunity.

Author: V McKay

Other books in the Grade 2 Home Language Bookshelf:

Kgato:

1

Sisi makes a new friend

It's a dog's life

How Zebra got its stripes

Jerry loves reading

Kgato:

2

Bubu gets lost

That's what friends are for

The Ugly Duckling

Kgato:


3

Bheki's new bike

Animals at sea

Wendy Whale to the rescue

Jerry loves reading



ENGLISH

Level:

1

Book

4



Group-guided reading

Before reading

- Page through the story the learners will read. Talk about the illustrations.
- Ask them to predict what the story will be about; based on the title and the pictures.
- Introduce new or difficult words prior to the learners reading the story.
- Make word cards to introduce new vocabulary. (See the list of new vocabulary in the back inner cover.)

First reading

- Learners should read the text individually.
- Learners should read silently or they can 'whisper-read' the text.
- Move from one learner to the next, requesting each learner to read a section of the text aloud.

Discussion

- Ask comprehension questions based on the text.
- Focus on phonics, sight words and vocabulary.
- You will find the activities in the back of this book useful to guide the discussion. (Select appropriate activities for the level of the learners.)

Second reading

- On later days, let learners reread the book, either in pairs or alone.
- Focus on fluency, grammar and vocabulary.
- Let learners complete the group-guided activities which are included in the back of this book. (Select appropriate activities for the level of the learners.)

*Let learners do a role play
if the text lends itself to it.*



*Learners should do the group-reading
activities after reading the story.*

*Let learners work in groups to complete the
appropriate group-reading activities included
in the back of the book. They should not
write in this book. Written activities should
be done in their exercise books.*


GRADE 2 HOME LANGUAGE



Book 4

<i>Title:</i>	Jerry loves reading
<i>Language:</i>	English
<i>Level:</i>	Grade 2 Home Language Reader Level 1 Book 4
<i>Text type:</i>	Fantasy
<i>Sight words:</i>	reading, away, goes, lives, runs, welcome, some, from, through, reads
<i>Vocabulary:</i>	library, spaceships, cooking, librarian, zookeeper, recipes, inspector, delicious
<i>Phonics:</i>	th-, sh-, oo, ee, ea, ou, ea, ai, silent e, fr-, br-
<i>Content, concepts and skills:</i>	<ul style="list-style-type: none">▪ Describe pictures.▪ Sequence pictures in the correct order.▪ Use pictures to re-tell the story.▪ Role play the story.▪ Find rhyming words in the story.▪ Identify differences.▪ Write two sentences about a picture.▪ Read and answer comprehension questions.▪ Identify a favourite book, draw a picture about it. Write the story in your own words: four to six sentences.

Jerry loves reading




Jerry the giraffe lives in the zoo.


One day, Jerry saw a little girl
reading a book in front of him.

“That book looks very interesting,”
he thought.

“I wish I could go to the library to
get some books.”




The next day Jerry the
giraffe ran away from the zoo.
He went to the library.



"I wish I could read a book in the Library," he thought.


Jerry looked into the windows.

LIBRARY




Jerry looked into the first window. He looked at Jabu's book.

"Wow! I like the book about spaceships."




Then he looked into the second window and saw Ann reading a book.

“That story book also looks good too,” he thought.



Jerry then looked into the third window. He saw Bongi reading a book.


“That book about cooking looks yummy!” he thought.




Jerry looked into the fourth window. This time he saw the librarian and she saw him.

“Help! Help!” she shouted.
The book fell down.

“Help! There is a giraffe looking through the window!” Nobody heard her. So she had to phone the zookeeper.




"Oh no, Jerry, you must go back to the zoo," said the zookeeper.



So Jerry went back.
“Welcome back to the zoo Jerry.
Cheer up, I will give you books”,
said the zookeeper.

Books are magical!







Sing!

I know a Giraffe

(Sung to: "On Top of Old Smokey")

I know a giraffe,
with a neck that's real high.
She stretches and stretches,
till she reaches the sky.
She lives on the plains,
with the elephants too.
You might also see her,
when you go to the zoo.





Giraffes

The giraffe is the tallest living land animal and eats leaves from trees. Giraffes have long necks and tails. Their tongues are so long they can lick their ears.



Group reading activities





1

Look at the pictures.

Tell your friend what happens in each picture.

Tell your friend which picture should be first, second, third and fourth.

Re-tell the story to your friend using the pictures.






2 Role play the story.




3 How does picture two differ from picture one?
How many differences can you find?

PICTURE 1



PICTURE 2



4 Write two sentences about the above picture.



5 Read these questions. Tell your friend the answers.

- What is the title of the story?
- Who is the main character?
- What books does Jerry see in the library?

- d. Why did the librarian drop the book when she saw Jerry?
- e. Do you think this is a true story?
- f. How many animals can you see on page five?
Name them.
- g. How do you think Jerry felt when they took him back to the zoo?
Give a reason for your answer.
- h. What question do you want to ask your teacher about this story?



6

What is your favourite book?

Write five sentences about your favourite book.

Then draw a picture for your story.

