

The CAPS requires teachers to allocate some time each day for focused group-guided reading.

In group-guided reading, teachers guide learners of a similar reading level, to read the same book, in a group.

The reading session should include a range of word attack skills and comprehension strategies that children require when reading.

Reading effectively also requires "text talk" between the teacher and learners, and amongst the children in the group. These books include a number of "text talk", comprehension and other related activities to help teachers direct group reading in their classes.

ISBN 978-1-4315-XXXX-X



ISBN 978-1-4315-xxx-x

**THIS BOOK MAY NOT
BE SOLD.**



basic education

Department:
Basic Education
REPUBLIC OF SOUTH AFRICA

Published by the Department of Basic Education
222 Struben Street, Pretoria
South Africa

© Department of Basic Education
First edition 2016

The Department of Basic Education has made every effort to trace copyright holders but if any have been inadvertently overlooked, the Department will be pleased to make the necessary arrangements at the first opportunity.

Author: V McKay

Other books in the Grade 2 Home Language Bookshelf:

Kgato:

1

Sisi makes a new friend

It's a dog's life

How Zebra got its stripes

Jerry loves reading

Kgato:

2

Bubu gets lost

That's what friends are for

The Ugly Duckling

Kgato:


3

Bheki's new bike

Animals at sea

Wendy Whale to the rescue

Bubu gets lost



ENGLISH

Level:

2

Book

1



Group-guided reading

Before reading

- Page through the story the learners will read. Talk about the illustrations.
- Ask them to predict what the story will be about; based on the title and the pictures.
- Introduce new or difficult words prior to the learners reading the story.
- Make word cards to introduce new vocabulary. (See the list of new vocabulary in the back inner cover.)

First reading

- Learners should read the text individually.
- Learners should read silently or they can 'whisper-read' the text.
- Move from one learner to the next, requesting each learner to read a section of the text aloud.

Discussion

- Ask comprehension questions based on the text.
- Focus on phonics, sight words and vocabulary.
- You will find the activities in the back of this book useful to guide the discussion. (Select appropriate activities for the level of the learners.)

Second reading

- On later days, let learners reread the book, either in pairs or alone.
- Focus on fluency, grammar and vocabulary.
- Let learners complete the group-guided activities which are included in the back of this book. (Select appropriate activities for the level of the learners.)

*Let learners do a role play
if the text lends itself to it.*



*Learners should do the group-reading
activities after reading the story.*

*Let learners work in groups to complete the
appropriate group-reading activities included
in the back of the book. They should not
write in this book. Written activities should
be done in their exercise books.*

GRADE 2 HOME LANGUAGE



Book

1

| | |
|--------------------------------------|--|
| <i>Title:</i> | Bubu gets lost |
| <i>Language:</i> | English |
| <i>Level:</i> | Grade 2 Reader Level 2 Book 1 |
| <i>Text type:</i> | Narrative |
| <i>Sight words:</i> | were, them, belong, asked, haven't, can't, said, went, until, wanted |
| <i>Vocabulary:</i> | elephants, trunks, lion, roar, hippo, giraffe, tortoise, crocodile, tripped, grabbed |
| <i>Phonics:</i> | -et, -ot, -ig, oo, ee, ea, ai, oa, tr-, fr-, cr-, th-, sh-, ch-, spl-, scr- |
| <i>Content, concepts and skills:</i> | <ul style="list-style-type: none"> ▪ Re-tell the story using pictures. ▪ Read and answer comprehension questions. ▪ Complete sentence frames using pictures and words. ▪ Identify rhyming words. ▪ Find words with the following sounds in the story: ea, ee, ou, oa. ▪ Make a list of all the animals in the story using a comma. ▪ Write four to six sentences about the story. ▪ Write captions for the pictures. |

Bubu gets lost




A long time ago, all elephants had short trunks.

One day the elephants were eating.

Bubu, the baby elephant, walked away from his family. He walked and walked and walked. He did not hear them call him.

"I want to see the world," said Bubu.




In no time, Bubu was lost. "I want my family," he thought.

Soon he met a lion.

"Am I a lion?"

"Do I belong to you?" asked Bubu.

"No. You haven't got big teeth and you can't roar. You must go to your mother," said the lion.



So off he went down to the river where he met a hippo.

Bubu asked the hippo: "Am I a hippo? Do I belong to you?"


"No, you can't sleep under water. You have big ears and I have small ears. You must go to your mother," said the hippo.



On and on he walked until he
met a giraffe.
He looked up at the giraffe.

Bubu asked the giraffe,
"Are you my mom?"
"Do I belong to you?"

"No. You have a short neck.
You must go to your mother,"
said the giraffe.




And he walked and walked until
he tripped over a tortoise.
He looked down at the tortoise.

"Do I belong to you?" asked
Bubu.

"No. You don't carry your
house on your back."

"You must go to your mother,"
said the tortoise.




Bubu came to a river and saw a crocodile. The crocodile wanted to eat Bubu for lunch.

Bubu asked the crocodile,
"Do I belong to you? Am I
your child?"

"Come closer so I can see you
better," said the crocodile.


Bubu stepped into the water
towards the crocodile and ...



The crocodile grabbed Bubu by the nose. The crocodile pulled and pulled.

Just then, Bubu's mother saw her baby. "Let go of my baby!" she screamed at the crocodile. She pulled Bubu out of the river by his tail.

"Bubu, my baby! Where have you been?" said his mother. Sadly, Bubu said, "I was looking for you."




"Oh no! look at my long trunk,"
said Bubu. "I look so silly."

"Don't worry," said the little bird.
"You can use your long trunk to
splash water and to get fruit from
the trees," said the bird.

Bubu walked off swinging his
trunk. He had lots of fun with
his long trunk. When the other
elephants saw him, they wished
that they had long trunks too.

They all decided to stretch their
noses. That is why, to this day,
all elephants have long trunks.




Bubu never went far from his family again.

He knew he was not a lion or a hippo. He was not a giraffe or a tortoise. And he was not a crocodile.

He was Bubu, and he was an elephant. He belonged with the elephants.

“I am an elephant,” said Bubu.

Enjoy being your real self!





Animal facts

ELEPHANTS



1 Both female and male African elephants have tusks. They use their tusks for digging and finding food.



2 Male elephants are called bulls. Female elephants are called cows. Baby elephants are called calves.



3 An adult elephant can eat up to 300 kg of food, and drink 160 litres of water per day.



4 A group of elephants is called a herd.



5 Elephants normally only sleep two or three hours each day.



6

Elephants can hear one another's trumpeting calls up to 8 kilometers away.



7

African elephants have an excellent sense of smell.

They can smell water from 19 km away.



8

The largest elephant on record weighed about 10 886 kg and was 3,96 m tall.



9

Elephants use their trunks to shower themselves with cool water when it is very hot.



10




Elephants can get sunburnt so they protect themselves with sand and mud.

Group reading activities



1

Say which pictures come first, second, third and last. Then use the pictures to help you to tell the story to your friend.



2

Read the questions. Tell your friend the answers.

- What is the title of the story?
- Who is the main character?
- Which animals are in the story?
- What happened to the baby elephant?
- Do you think this is a true story?
- How many times can you find the words, "Do I belong to you?" in the story?
- Would you ask a crocodile to help you?
Give a reason for your answer.



3

Use the words and pictures to help you to complete these sentences. Write the sentences in your exercise book.



giraffe

tortoise

lion

crocodile

Bubu

"Are you my mother," asked _____.

The _____ has a long neck.

The _____ carries his house on his back.

The _____ wanted to eat Bubu.

The _____ can roar and has big teeth.



4 Complete this activity in your exercise book.

- a. Find words with the following sounds in the story and write them down:

| | | | |
|----|----|----|----|
| ea | ee | ou | oa |
|----|----|----|----|





- b. Write down the names of all the animals in the story.
Use a comma between each word.
- c. Write down the words in the first column.
Then write down the words that rhyme with each of them.

| | | | |
|--------|------|------|------|
| belong | song | sing | long |
| child | wild | will | mild |
| are | car | far | fun |

- d. Write four to six sentences about what happened to Bubba.



5 Label each of these pictures.
Each word has a **ph** sound.

| | | | |
|---|---|---|--|
| a.  | b.  | c.  | d.  |
|---|---|---|--|