

The CAPS requires teachers to allocate some time each day for focused group-guided reading.

In group-guided reading, teachers guide learners of a similar reading level, to read the same book, in a group.

The reading session should include a range of word attack skills and comprehension strategies that children require when reading.

Reading effectively also requires "text talk" between the teacher and learners, and amongst the children in the group. These books include a number of "text talk", comprehension and other related activities to help teachers direct group reading in their classes.

ISBN 978-1-4315-XXXX-X



ISBN 978-1-4315-xxx-x

**THIS BOOK MAY NOT
BE SOLD.**



basic education

Department:
Basic Education
REPUBLIC OF SOUTH AFRICA

Published by the Department of Basic Education
222 Struben Street, Pretoria
South Africa

© Department of Basic Education
First edition 2016

The Department of Basic Education has made every effort to trace copyright holders but if any have been inadvertently overlooked, the Department will be pleased to make the necessary arrangements at the first opportunity.

Other books in the Grade 2 Home Language Bookshelf:

Kgato:

1

Sisi makes a new friend

It's a dog's life

How Zebra got its stripes

Jerry loves reading

Kgato:

2

Bubu gets lost

That's what friends are for

The Ugly Duckling

Kgato:

3

Bheki's new bike

Animals at sea

Wendy Whale to the rescue

GRADE 2 HOME LANGUAGE

Wendy Whale to the rescue



ENGLISH

Level:

3

Book

3



Group-guided reading

Before reading

- Page through the story the learners will read. Talk about the illustrations.
- Ask them to predict what the story will be about; based on the title and the pictures.
- Introduce new or difficult words prior to the learners reading the story.
- Make word cards to introduce new vocabulary. (See the list of new vocabulary in the back inner cover.)

First reading

- Learners should read the text individually.
- Learners should read silently or they can 'whisper-read' the text.
- Move from one learner to the next, requesting each learner to read a section of the text aloud.

Discussion

- Ask comprehension questions based on the text.
- Focus on phonics, sight words and vocabulary.
- You will find the activities in the back of this book useful to guide the discussion. (Select appropriate activities for the level of the learners.)

Second reading

- On later days, let learners reread the book, either in pairs or alone.
- Focus on fluency, grammar and vocabulary.
- Let learners complete the group-guided activities which are included in the back of this book. (Select appropriate activities for the level of the learners.)

Let learners do a role play if the text lends itself to it.



Learners should do the group-reading activities after reading the story.

Let learners work in groups to complete the appropriate group-reading activities included in the back of the book. They should not write in this book. Written activities should be done in their exercise books.



Book 3

<i>Title:</i>	Wendy Whale to the rescue
<i>Language:</i>	English
<i>Level:</i>	Grade 2 Reader Level 3 Book 3
<i>Text type:</i>	Narrative
<i>Sight words:</i>	family, lived, afternoons, their, they, heard, together, knew, afraid, could
<i>Vocabulary:</i>	clownfish, coral reef, danger, screaming, scared, shark, angel fish, frightened, scaly
<i>Phonics:</i>	thr-, sch-, scr-, ai, ea, ee, ei, oo, ou, silent e
<i>Content, concepts and skills:</i>	<ul style="list-style-type: none"> Express your feelings about the story and give reasons. Work out cause and effect. Make up a new ending for the story. Identify similarities and differences in pictures and emotions. Give reasons for experiencing specific emotions. Find words with the following beginning sounds: thr-, sch-, scr-. Find words with the following sounds: ai, oo, ou, ee, ei, ea and silent e. Write words in your personal dictionary. Fill in prepositions. Re-write sentences in the present tense. Use punctuation correctly. Answer comprehension questions. Write a thank you SMS.

Wendy Whale to the rescue




Long, long ago the Clownfish
family lived on a coral reef in the
deep blue sea.



After school, the three children helped to tidy their home.

After cleaning, the children did their homework and then played in the coral.



The Clownfish family were very happy living in the sea. They found lots to eat and they were very safe.

Until one day ...



... when the Clownfish family
heard someone screaming loudly.


“Help! Help! Help!”

“Who is screaming?” Mrs
Clownfish asked.

“What is happening?” asked
Mr Clownfish.


“We are scared!” cried the
three little fish.

Help!




Then danger struck. They saw
Scaly Shark chasing poor Angie
Angelfish.

Poor Angie Angelfish was so
scared. She swam deeper and
deeper into the sea to get away
from Scaly Shark.




The Clownfish family put their heads together. How could they save Angie Angelfish?

There was only one fish that was not afraid of Scaly Shark. It was Wendy Whale.




Mr Clownfish phoned Wendy Whale.

“Help! Wendy, help! Scaly Shark wants to eat Angie Angelfish. She’s in trouble.”



Wendy Whale swam quickly to
the Clownfish's home.

"Let me help Angie Angelfish. I
am big and strong and I am not
afraid of Scaly Shark."



With a slap and a flip of her tail,
she smacked Scaly Shark with a
bump and a thump. Angie Angelfish
was saved.

Angie Angelfish thanked the
Clownfish family. She swam off
as fast as she could, back to her
home — far, far away.

“Wendy Whale saved us!” shouted
the Clownfish family.

Friendship is about trusting
and helping each other.







shark



dolphin



turtle



school of fish



sea
horse



angelfish

whale

The Blue Whale is the largest animal in the world.

Whales are mammals and breathe air as we do.




swordfish



jellyfish



clownfish



starfish

Group reading activities



1

- Tell your friend if you liked the story.
Give a reason for your answer.
- What do you think would have happened if Wendy Whale had not answered her phone?
- Make up a new ending for the story.



2

Look at the 2 pictures. Think about the following questions and discuss your answers with your friend.



- What is the same in the two pictures?
- What is different in the pictures?
- Look at the first picture. How do you think the Clownfish family feel? Why do you think they feel like this?
Have you ever felt like this?
- Look at the second picture. Now how do you think they feel? Why do you think they feel like this?
Have you ever felt like this?
- If you were a fish, how would you feel if your family were attacked by a shark?



3 Complete this activity in your exercise book.

- a. Find words with the following beginning sounds in the story and write them down:

thr-

sch-

scr-

- b. Find words with the following sounds in the story and write them down:

ai

oo

ou

ee

ei

ea

- c. Find words in the story with a silent 'e' and write them down.
- d. Write these words in your personal dictionary.

friends

fish

whale

shark

- e. Complete these sentences using prepositions.

They swam _____ the ocean.

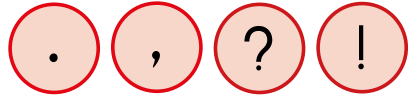
The fish were afraid _____ the shark.

- f. Rewrite the following sentences in the present tense.

Wendy swam straight to the coral.

They heard someone screaming.

- g. Rewrite these sentences and add punctuation where necessary.



wendy swam straight to the Clownfish family home

help wendy help

why was Angie Angel scared



- 4 Read these questions and tell your friend the answers.

- What is the title of the story?
- Who are the main characters in the story?
- Where does the story take place?
- What danger did the Clownfish family face?
- Tell the story in your own words. Write 4 or 5 sentences.
- Draw a picture for each sentence illustrating your paragraph.



- 5 Imagine you are Angie Angelfish.
Write an SMS to Wendy Whale to thank her for saving your life.

