

# The three little pigs

The CAPS require teachers to set aside some time each day for focused group guided reading. Group guided reading requires learners of a similar reading level to read the same text, in groups, under the direction of the teacher.

The teacher should plan the reading session to include a range of word-attack and comprehension strategies that the children will need when reading.

The strategy also requires "text talk" between the teacher and learners, and between the children in the group. These books include a number of "text talk", comprehension and other related activities to help teachers to direct group reading in their classes.

ISBN 978-1-4315-2156-2



9 781431 521562



ISBN 978-1-4315-2156-2

**THIS BOOK MAY NOT  
BE SOLD.**



**basic education**  
Department:  
Basic Education  
REPUBLIC OF SOUTH AFRICA

Other books in the  
IIAL Grade 2 Bookshelf:

Level:

1

Dressing up

The three little pigs

Ann goes to the doctor

Level:

2

Bubu the elephant gets lost

The Little Red Hen

Ben finds a new friend

Level:

3

How the Zebra got its stripes

Jerry visits the library

A forgotten birthday

Level:

1

Book

2



ENGLISH



# Group guided reading

## Before reading

- Page through the story they will read. Talk about the illustrations.
- Ask learners to predict the story based on the title and the pictures.
- Introduce new or difficult words prior to the learners reading the story.

## First reading

- Learners should read the text individually.
- Learners should read silently or they can 'whisper read' the text.
- Move from one learner to the next, requesting each learner to read a section of the text aloud.

## Discussion

- Ask comprehension questions based on the text.
- Focus on phonics, sight words and vocabulary.
- You will find the activities at the back of this book useful to guide the discussion. (Select appropriate activities for the level of the learners.)

## Second reading

- On subsequent days, let learners re-read the book, either in pairs or alone.
- Focus on fluency, grammar and vocabulary.
- Let learners complete the group guided activities which are included at the back of this book. (Select appropriate activities for the level of the learners.)

Let learners do role play if the text lends itself to it.



Learners should do the group reading activities after reading. Let learners work in groups to complete the appropriate group reading activities included at the back of the book. They should not write in this book. Written activities should be done in their exercise books.




Title:	The three little pigs
Language:	English
Level:	IIAL GRADE 2 Level 1 Book 2
Text type:	Narrative
Sight words:	
Vocabulary:	
Phonics:	
Content, Concepts and Skills:	

# The three little pigs




The three little pigs are leaving home. They want to build their own houses.






"Bye mama, We are going to live  
in our own houses," they said.




The pigs sit and eat.



The wolf sees the pigs.  
He is very hungry.  
He wants to eat them for lunch.

The first pig makes his house  
from grass.







The second pig makes his house  
from sticks.




The third pig makes her house  
from bricks.





Then wolf tries to go into  
their houses.  
The wolf blows down the grass  
house.






Then he blows down the stick house.

The pigs run to their sister in the brick house.

The wolf tries to blow down the  
brick house, but he can't.



The pigs put a pot of water on  
the stove to boil. Then they put  
it under the chimney.





The wolf comes down the chimney.




"Aaaa!" screams the wolf.  
"It's hot!"



The wolf jumps out of the water  
and he runs away forever.



The three little pigs sing "we are  
not afraid of the big bad wolf!"  
They live happily ever after.



# Group reading activities



1 Use the pictures to help you tell your friend the story of the 'Three little pigs'.



2

- What did the three pigs use to build their houses?
- What happened to the grass and stick houses?
- What did the pigs do to stop the wolf?
- Do you think this is a true story?
- What do we learn from this story about strangers coming to our homes?
- What do we learn about being safe with boiling water?





3 Role play the story.



Which words rhyme with the word in the first box? Write the first word in your exercise book and then write down the rhyming words next to each one.

blow	go	grow	got
house	mouse	mountain	horse
stick	Nick	brick	book
three	tree	they	we

