

Ben finds a new friend



ENGLISH

Book 3

Other books in the IIAL Grade 2 Bookshelf:

Level: 1

Dressing up

The three little pigs

Ann goes to the doctor

Level: 2

Bubu the elephant gets lost

The Little Red Hen

Ben finds a new friend

Level: 3

How the Zebra got its stripes

Jerry visits the library

A forgotten birthday

Level: 2

The CAPS require teachers to set aside some time each day for focused group guided reading. Group guided reading requires learners of a similar reading level to read the same text, in groups, under the direction of the teacher.

The teacher should plan the reading session to include a range of word-attack and comprehension strategies that the children will need when reading.

The strategy also requires "text talk" between the teacher and learners, and between the children in the group. These books include a number of "text talk", comprehension and other related activities to help teachers to direct group reading in their classes.

ISBN 978-1-4315-0048-2



9 781431 500482



ISBN 978-1-4315-00??-?

THIS BOOK MAY NOT BE SOLD.



basic education

Department:
Basic Education
REPUBLIC OF SOUTH AFRICA



Group guided reading

Before reading

- Page through the story they will read. Talk about the illustrations.
- Ask learners to predict the story based on the title and the pictures.
- Introduce new or difficult words prior to the learners reading the story.
- Make word cards to introduce new vocabulary. (See the list of new vocabulary on the back inner cover.)

First reading

- Learners should read the text individually.
- Learners should read silently or they can 'whisper read' the text.
- Move from one learner to the next, requesting each learner to read a section of the text aloud.

Discussion

- Ask comprehension questions based on the text.
- Focus on phonics, sight words and vocabulary.
- You will find the activities at the back of this book useful to guide the discussion. (Select appropriate activities for the level of the learners.)

Second reading

- On subsequent days, let learners re-read the book, either in pairs or alone.
- Focus on fluency, grammar and vocabulary.
- Let learners complete the group guided activities which are included at the back of this book. (Select appropriate activities for the level of the learners.)

Let learners do role play if the text lends itself to it.



Learners should do the group reading activities after reading. Let learners work in groups to complete the appropriate group reading activities included at the back of the book. They should not write in this book. Written activities should be done in their exercise books.

IIAL GRADE 2



Book 3

Title:	Ben finds a new friend
Language:	English
Level:	IIAL Grade 2 Level 2 Book 3
Text type:	Narrative
Sight words:	and, him, big, here, off, after, behind
Vocabulary:	sniffs, phone, pond, quack, brothers, sisters, splash, shakes
Phonics:	Three letter words
Content, concepts and skills:	Sequence pictures Re-tell the story Answer simple questions Match caption, picture and sentence Complete sentences Write 2 sentences about the story. Illustrate sentences.

Ben finds a new friend




Abby, Lebo and Ben go for a walk.

Today Ben is very silly.
He runs away.

Abby and Lebo run after him.

“Come back Ben!” called Lebo.






Ben runs to the wall at
the park.

Ben sniffs at the wall.

What has he found
behind the wall?

Is it a red and blue ball?

Woof!



Abby asks "what have
you found, Ben?"

Is it a big bone?
Can it be a phone?

Woof!







Abby and Lebo look behind
the wall.

Quack!

Oh, it is a little yellow duck.
The little duck is lost.








Are you lost little yellow duck?
“Let’s take the little yellow duck
to the pond,” says Abby.
Ben starts to bark.

Woof, woof!

“No Ben!” said Lebo.

“The little duck is afraid.”



Abby and Lebo take the
little duck to the pond.

Here is mother duck and
father duck.

Quack! Quack!





“I wish we could take the duck home,” said Abby.

“I think the duck wants to stay with its brothers and sisters,” said Lebo.

Quack! Quack!



14-15



Ben sees the little duck
swim in the pond.

Ben jumps in.
Splash!

"No Ben you silly dog.
Get out!" says Lebo





Ben shakes himself dry.

“Oh no, Ben! Now I am all wet.
Let’s go home.”

Ben says good-bye to his new
friend.



Woof! Woof!





Sing!

Have you seen the little ducks?



Have you seen the little ducks
Swimming in the water?
Mother, father, baby ducks
Granny and daughter.



Have you seen them dip their bills
Swimming in the water?
Mother, father, baby ducks
Granny and daughter.



Have you seen them flap their wings
Swimming in the water?
Mother, father, baby ducks
Granny and daughter.





About ducks



Ducks are related to geese and swans. Ducks have webbed feet that help them to swim.

They have beaks or bills.

They have waterproof feathers.

Female ducks are called 'hens' and male ducks are called 'drakes'.

Baby ducks are called 'ducklings'.



Group reading activities



1

Look at the pictures below.

Tell your friend what happens in each picture.

Tell your friend which picture should be first, second, third and last. Re-tell the story to your friend using the pictures.



2

Answer the following questions orally.



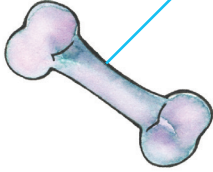
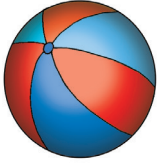
1. What is the title of the story?
2. Who are the main characters in the story?
3. Where did Pam and Lebo find the little yellow duck's parents?
4. Do you think Ben and the little yellow duckling will continue to be friends? Give a reason for your answer.
5. Name the colours that are mentioned in the story.



3 Role play the story



4 Tell your friend which picture belongs to which word. Read the sentence that matches the picture and the word.



bone
Ben
ball
phone
duck

Is it a big bone?

It is a red and blue ball.

Can you see the yellow duck?

Ben is Pam and Lebo's dog.

Can it be a phone?



5

Read the sentences to your friend. Use the words and pictures to help you to complete the sentences. Now write them in you exercise book.

Ben	pond	duckling	bird ✓
<p>example:</p> 	The <u>bird</u> sings in the tree.		
	Pam and _____ goes for a walk.		
	Ben sees a little yellow _____.		
	Pam and Lebo takes the duckling to the _____.		



6

Copy one sentence from the story into your exercise book. Draw a picture that will match your sentence.